

# 道路安全

# Road Safety Bulletin

# 13

道路安全通訊

本通訊已載於運輸署網頁以供瀏覽  
This bulletin is also available on TD's homepage at

<http://www.info.gov.hk/td/>



**正確使用車燈..**  
**不但可看清路面情況，**  
**也令其他人看到你**

**To See and To Be Seen..**  
**Use Vehicle Lamps Properly**

出版  
Published by



道路安全議會  
The Road Safety Council

編輯  
Editor



運輸署  
Transport Department

贊助商  
Sponsor



We're drivers too.

## 認識你的「車燈」；善用你的「車燈」

### KNOW YOUR VEHICLE LAMPS; USE VEHICLE LAMPS PROPERLY

開車前，確保所有車燈清潔及操作正常。司機必須認識正確使用車燈的方法，不正確使用車燈或因車燈出現故障，都可能導致交通意外。

Before starting off, make sure all vehicle lamps are clean and functioning. Drivers should know about the proper usage of the vehicle lamps. Improper usage or malfunctioning of vehicle lamps may cause traffic accidents.


## 車頭大燈 HEADLAMPS

在黑夜時間(包括黃昏及黎明)或在能見度低(例如下雨或大霧)的情況下駕駛，必須亮著大燈及前燈。大燈必須調校適當(高燈/低燈)，調校不當的大燈，會使其他道路使用者目眩，而引致交通意外。

Headlamps and front lamps should be switched on during the hours of darkness (including dusk and dawn) or in poor visibility (eg. in rain or fog). The headlamps should be properly adjusted (high beam light / dipped light). Badly adjusted headlamps can dazzle other road users and may cause traffic accidents.


### 高燈 High Beam Lights

- 在沒有街燈照明的道路才使用高燈。當在駕駛途中有迎頭車輛出現時，應立即改用低燈，因為高燈會使其他駕駛者目眩，並有可能造成危險。
- 高燈不一定能使你望得清或遠一點，因為反射的光會令你目眩。
- High beam lights may only be used on roads where there is no street lighting. Use dipped headlights when there is approaching traffic from the opposite direction as high beam lights would dazzle other motorists and cause potential hazards.
- High beam lights will not necessarily help you see better or farther because the light may be reflected back and dazzle you.



### 低燈 Dipped Headlights

- 在有街燈的道路上，應使用低燈。此舉有助其他道路使用者察覺你正駛近。
- 跟隨前車時，也應使用低燈，以免前車司機感到目眩。
- Always use dipped headlights on roads with street lights. It helps others to see you approaching.
- Use dipped headlights also when following a vehicle so as to prevent dazzling the driver of the vehicle in front.



## 駕駛電單車，無論晝夜，都應亮著車頭大燈

### Use the dipped **headlamp** when you drive your motorcycle in daytime as well as at night



由於電單車車身細小，即使在日間也很難被其他道路使用者察覺到。因此，不論在任何時間(包括白晝)駕駛電單車，都應亮著車頭大燈，讓其他道路使用者容易看見你。

Motorcycles are difficult to be seen even during daytime because of their relatively small size. Motorcyclists should drive with headlamps ON at all times (including daytime) so as to let other road users easily see.

## 轉線及轉彎要使用轉向燈

### Use your **indicator lights** when you change lane or are about to make a turn

#### 轉向燈

轉向燈乃設於車身四角之琥珀色閃動燈號。行車時，司機如需要轉換行車線、準備超車、或將在前面路口轉彎等，應盡早發出正確的轉向燈號指示，通知其他道路使用者。其後，記緊將轉向燈熄滅。

#### Direction Indicator Lights

Direction indicator lights are flash amber lights at the four corners of the vehicle. Drivers should activate these lights correctly and in good time to indicate to other road users an intention to change lanes, to overtake other vehicles or to make a turn at a junction. Be sure to turn off the indicator lights afterwards.



#### 車尾燈

車尾燈乃設於車後的紅色燈號，讓司機留意前車的位置。在黑夜時間或在能見度低的情況下行車時，車尾燈應保持亮著。

#### Rear Lamps

Rear lamps are red lights at the rear of vehicles. They serve to indicate the presence of vehicles ahead of the driver. The rear lamps should be kept on when the vehicle is in motion in hours of darkness or poor visibility.



#### 停車 / 煞車燈

當你踏下煞車掣時，設於車後的紅色"停車/煞車"燈便會亮著，示意尾隨者你正在慢駛或停下來。

#### Stop / Brake Lamps

Stop / Brake lamps are red lights at the rear of the vehicle which will be turned on whenever the driver applies the footbrake. The lights inform motorists behind that you are slowing down or stopping.



### 危險警告燈

在下列情況下，所有司機必須亮著危險警告燈(即裝置於車身四角的琥珀色的閃動燈號)：

- (1) 車輛因故障或緊急事故而在快速公路或車速限制超過每小時50公里的道路上停車；
- (2) 車輛在道路上(不論是停止不動或在行駛中)可能對其他道路使用者構成危險(例如在泊車時或因前路擠塞而突然減速)。


如非在緊急情況下，行車時切勿隨便使用危險警告燈。

### Hazard Warning Lights

Hazard warning lights (the amber indicator lights at four corners of the vehicle that flash simultaneously) should be used when

- (1) your vehicle breaks down or stops for an emergency on an expressway or a road with a speed limit exceeding 50 km/h.
- (2) your vehicle is likely to be a hazard to other road users (e.g. when parking or making sudden deceleration because of congestion ahead) whether your vehicle is stationary or in motion on any roads.

Do not turn on the hazard warning lights when the vehicle is in motion except under emergency condition.




### 霧燈

霧燈是指安裝在汽車前面或後面的照明裝置，主要是在有霧或有薄霧時才會使用。在其他情況下，應避免使用霧燈。

### Fog Lamps

Fog lamps may be installed at the front and rear of the vehicle, and are to be used primarily in foggy or misty conditions. Avoid using fog lamps in other conditions.



### 聯絡我們 Contact Us

如對本道路安全通訊有任何意見，可電郵 [rssd@td.gov.hk](mailto:rssd@td.gov.hk) 與運輸署聯絡。

If you have any comments on this Road Safety Bulletin, please contact Transport Department (e-mail : [rssd@td.gov.hk](mailto:rssd@td.gov.hk))