

按選定管制站劃分的平均每日抵港及離港旅客人次(2005年5月)

Average Daily Number of Passenger Arrivals and Departures by Selected Control Points (May 2005)

2005/05

圖 8.2 - 羅湖車站  
Chart 8.2 - Lo Wu Terminal

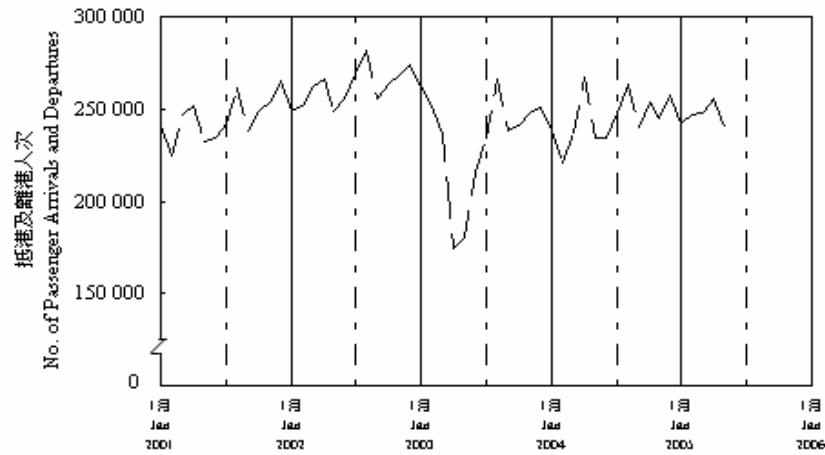


圖 8.3 - 慈馬洲管制站  
Chart 8.3 - Lok Ma Chau Control Point

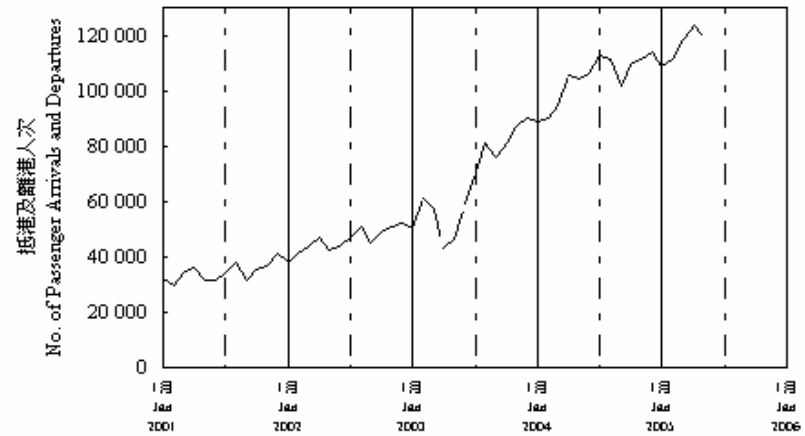


圖 8.4 - 文錦渡管制站  
Chart 8.4 - Man Kam To Control Point

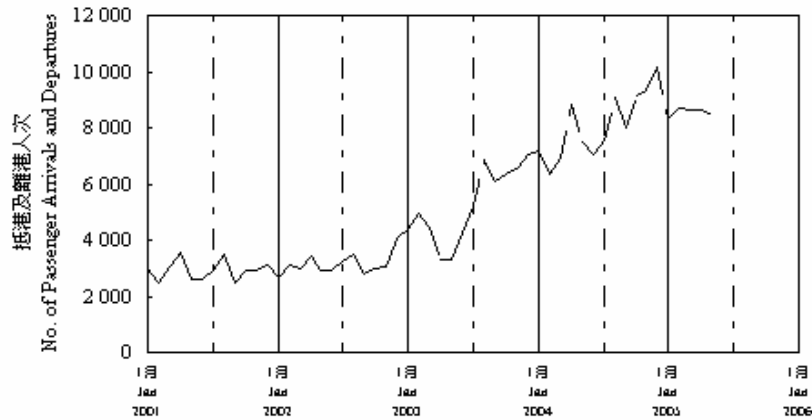


圖 8.5 - 沙頭角管制站  
Chart 8.5 - Sha Tau Kok Control Point

