



Road
Safety
Bulletin

30

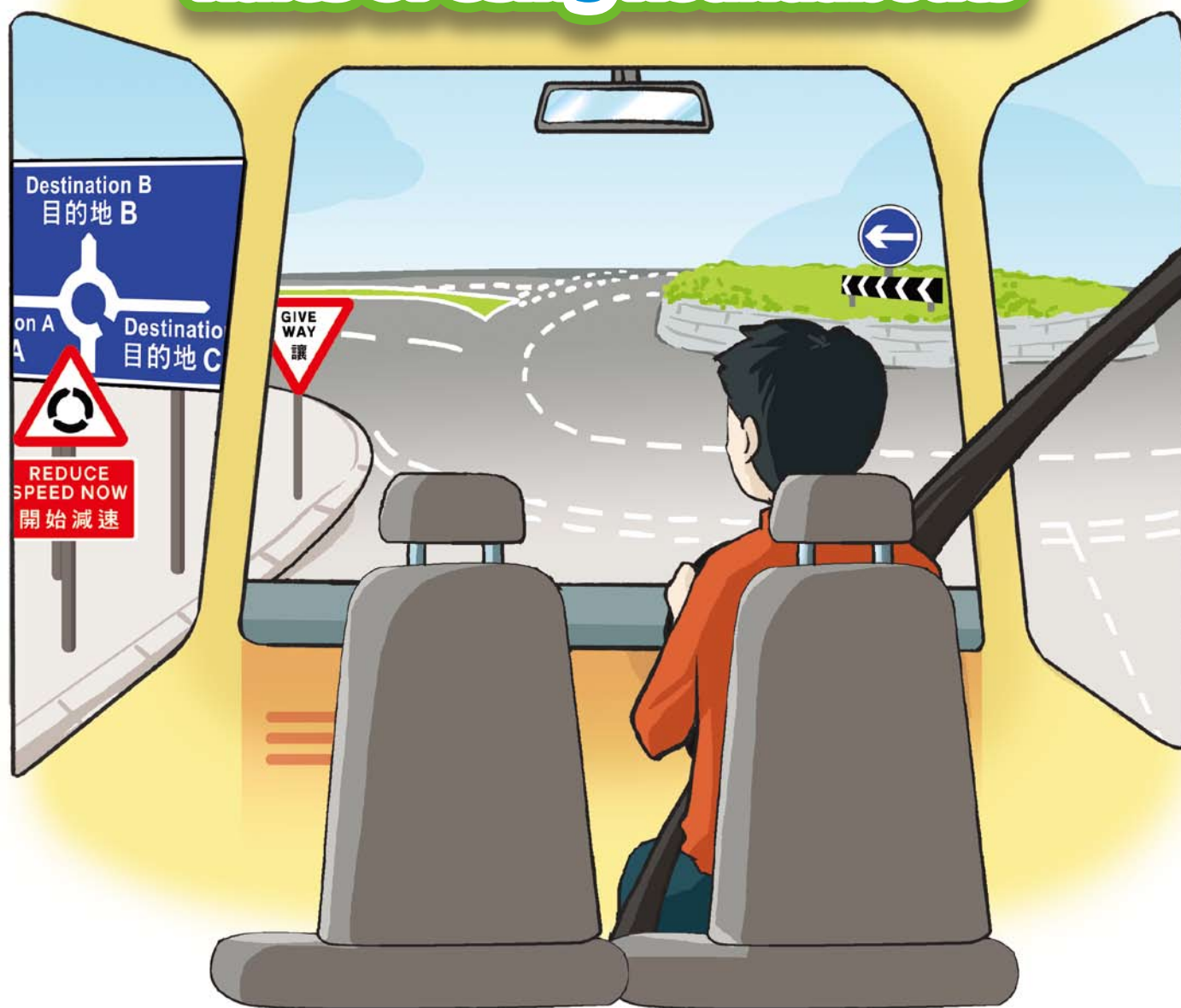
道路安全通訊

本通訊已載於運輸署網頁以供瀏覽
This bulletin is available on TD's homepage at

<http://www.td.gov.hk/>

迴旋處使用守則知多少

How Much You Know About Rules of Using Roundabouts



編輯
Editor



出版
Published by



<http://www.roadsafety.gov.hk/>

使用迴旋處時的正確行車路線及車輛燈號：

Correct Routing and Signalling When Driving Through Roundabouts:

左轉 Turning Left

傳統式迴旋處 Conventional Roundabout



螺旋形迴旋處 Spiral Roundabout



- 使用左邊行車綫駛進迴旋處及發出左轉燈號
- 沿迴旋處外綫行駛並繼續發出左轉燈號直至離開為止
- Approach in the traffic lane on the left and signal left
- Keep travelling along outer lane of the roundabout and continue to signal left to leave

右轉 Turning Right

傳統式迴旋處 Conventional Roundabout



螺旋形迴旋處 Spiral Roundabout



- 使用右邊行車綫駛進迴旋處及發出右轉燈號
- 沿迴旋處內綫行駛
- 繼續發出右轉燈號，經過選定出口之前的所有出口之後，才發出左轉燈號直至離開為止
- 駛出迴旋處時，留意在你面前越過的車輛
- Approach in the traffic lane on the right and signal right
- Keep travelling along inner lane of the roundabout
- Continue signalling right until pass all exits before the one you want, and then signal left to leave
- Pay attention to vehicles crossing your path when leaving the roundabout

直駛 Going Straight Ahead

傳統式迴旋處
Conventional Roundabout



螺旋形迴旋處
Spiral Roundabout



- 使用右邊行車綫或左邊行車綫駛進迴旋處
- 不要發出燈號
- 經過選定出口之前的所有出口之後，發出左轉燈號直至離開為止
- 駛出迴旋處時，留意在你面前越過的車輛
- Approach in the traffic lane on the right or on the left
- Do not signal
- After passing all exits before the one you want, signal left to leave
- Pay attention to vehicles crossing your path when leaving the roundabout

溫馨提示 Smart Tips

當駛近迴旋處時 When approaching roundabout

- 減慢車速
- 儘早選定出口
- 使用正確行車綫
- 讓路給迴旋處內行駛中的車輛
- Reduce speed
- Decide as early as possible which exit you need to take
- Get in correct lane
- Give way to vehicles circulating inside roundabout

當駛離迴旋處時 When exiting roundabout

傳統式迴旋處 Conventional Roundabout

- 沿內綫行駛的車輛，在離開迴旋處時，須先讓外綫行駛的車輛
- Vehicles leaving roundabout from inner lane should give way to vehicles travelling along outer lane

螺旋形迴旋處 Spiral Roundabout

- 沿外綫行駛的車輛，須先讓從內綫離開迴旋處的車輛
- Vehicles travelling along outer lane should give way to vehicles leaving the roundabout from inner lane

- 若錯過了選定的出口，應繼續圍繞迴旋處行駛，直至再次駛近該出口，然後離開
- If you miss the selected exit, continue to circle round the roundabout until you reach that exit again and leave the roundabout

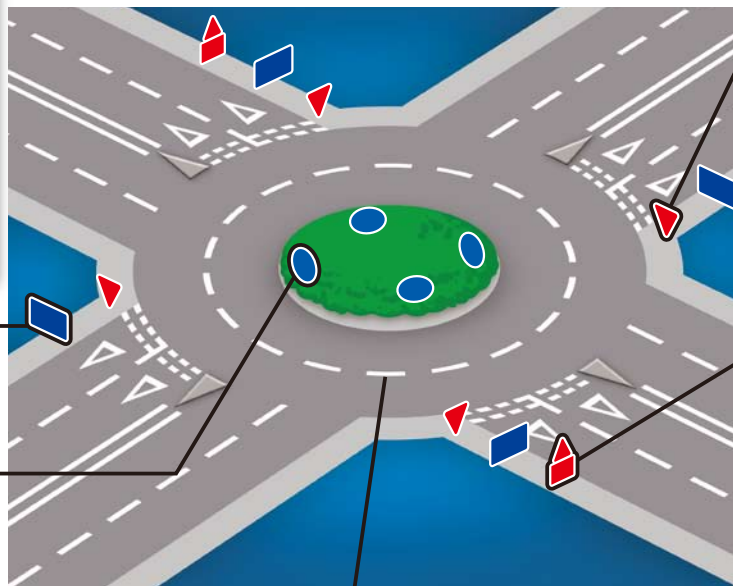
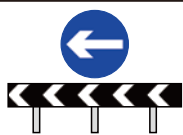
交通標誌及道路標記

Traffic Signs and Road Markings

傳統式迴旋處 Conventional Roundabout



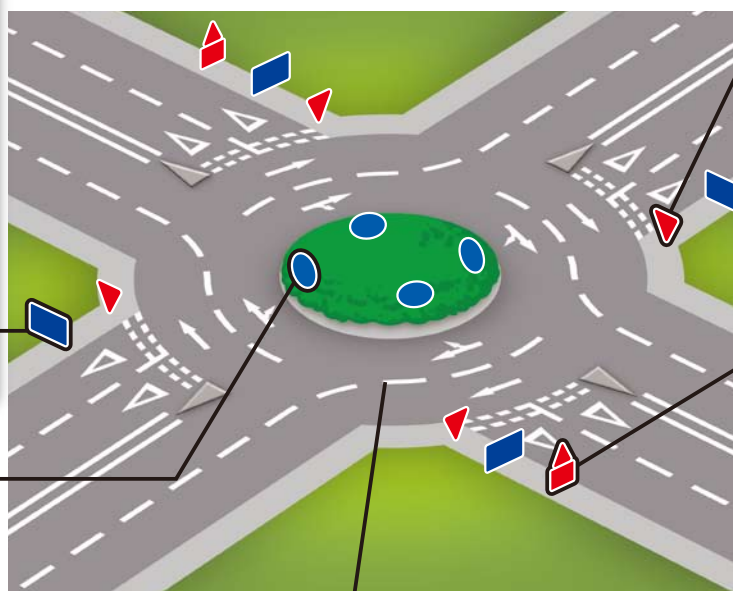
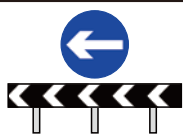
方向指示標誌指示各出口地點
Direction sign to show destination of each exit



螺旋形迴旋處 Spiral Roundabout



方向指示標誌指示各出口地點
及每條行車綫的出口路綫
Direction sign to show destination of each exit and routing of each traffic lane to its exit



聯絡我們 Contact Us

如對本道路安全通訊有任何意見，可電郵 rssd@td.gov.hk 與運輸署聯絡。

If you have any comments on this Road Safety Bulletin, please contact Transport Department (e-mail : rssd@td.gov.hk)