

按月劃分的平均每日乘客人次趨勢  
Trend of Average Daily Passenger Journeys by Month

2010/06

圖 2.3 - 專營巴士  
Chart 2.3 - Franchised Buses

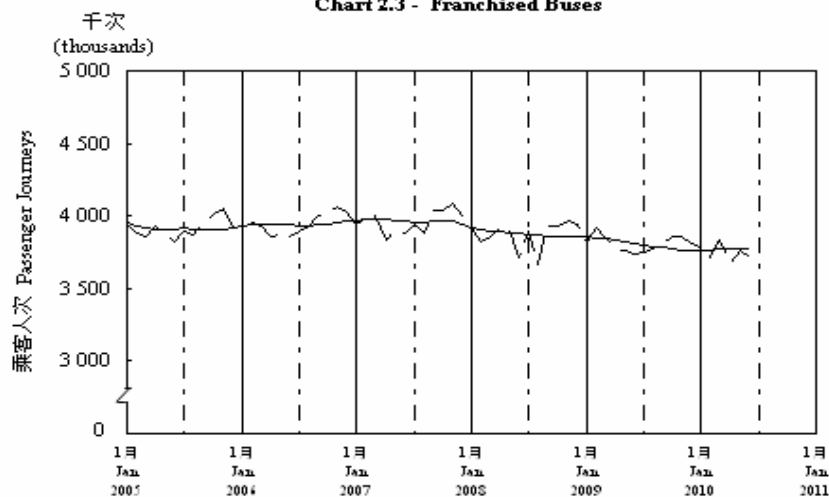
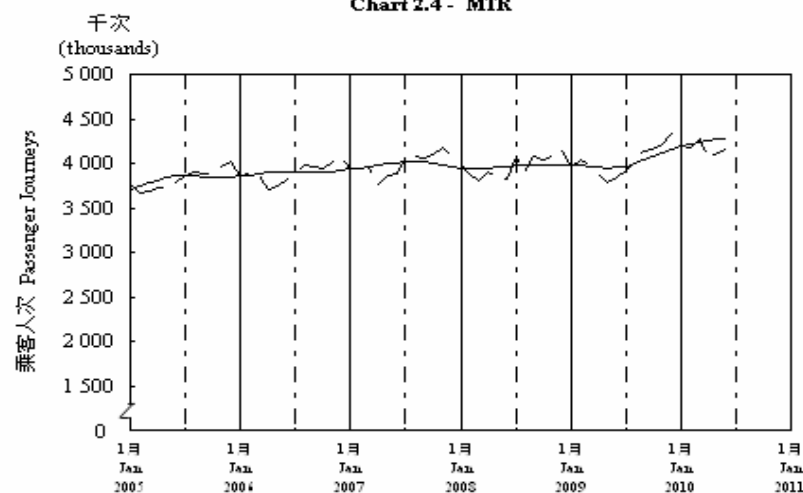
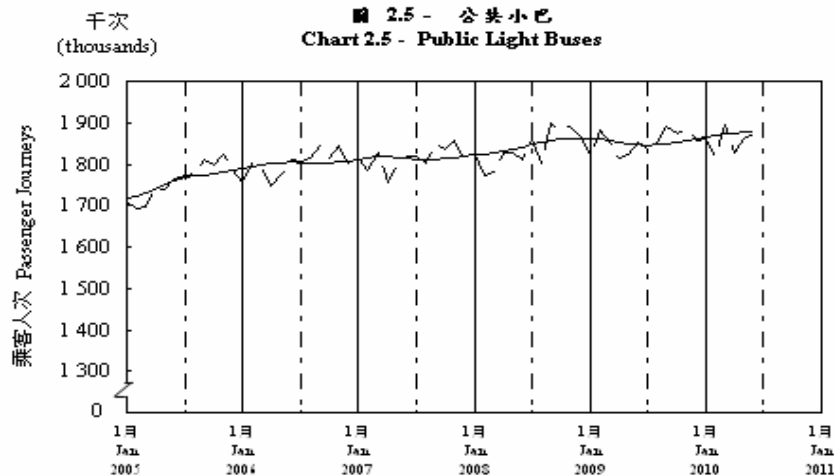


圖 2.4 - 港鐵<sup>\*</sup>  
Chart 2.4 - MTR<sup>\*</sup>



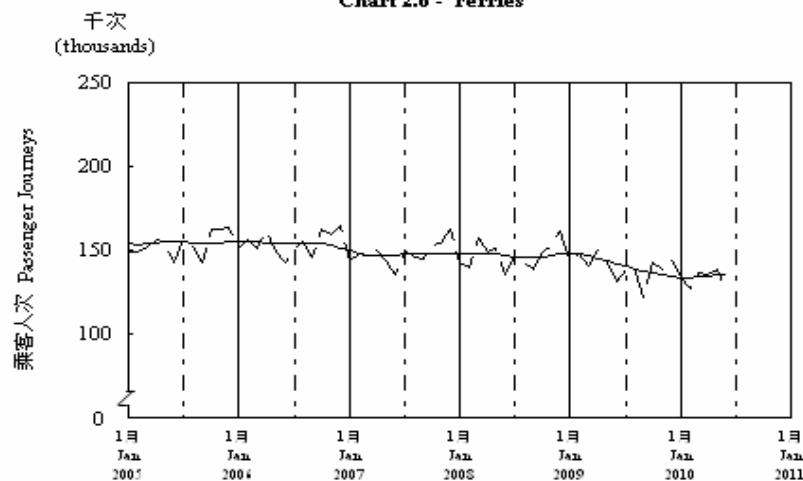
註：\*包括港鐵本地線、機場快線及輕鐵。  
Note: \*Including MTR Local Line, Airport Express Line and Light Rail.

圖 2.5 - 公共小巴  
Chart 2.5 - Public Light Buses



—— 日平均數 Average Daily  
—— 趨勢 Trend

圖 2.6 - 渡輪  
Chart 2.6 - Ferries



趨勢：以「X-12自迴歸-求和-移動平均」方法估算  
Trend: Estimated by X-12 ARIMA Method