


安全駛過迴旋處， 做個精明好司機

Be a smart driver,
drive safely through a roundabout



讓讓人
Drive smart



大家都開心!
with Courtesy



出版
Published by



道路安全議會
The Road Safety Council

<http://www.roadsafety.gov.hk/>

編輯
Editor



運輸署
Transport Department



迴旋處 Roundabouts

精明提示，助你駛過迴旋處： Smart tips on driving through roundabouts :

一般規則：

- 留意路線指示標誌、交通標誌、道路標記等，並遵指示駕駛
- 察看單車和電單車，並給予他們充分空間
- 察看車身較長車輛，它們駛過迴旋處時，可能會越綫行駛

General rules:

- Take notice and act according to the direction signs, traffic signs, road markings, etc.
- Look out for cyclists and motorcyclists and give them room
- Look out for long vehicles, which may encroach upon the adjacent lane, when driving through a roundabout

接近迴旋處時：

- 減慢車速
- 盡早選定出口
- 進入正確的行車綫
- 留心四周車輛的車速和位置

駛入迴旋處時，
必須轉左



迴旋處在前
警告標誌



REDUCE
SPEED NOW
開始減速

When approaching a roundabout:

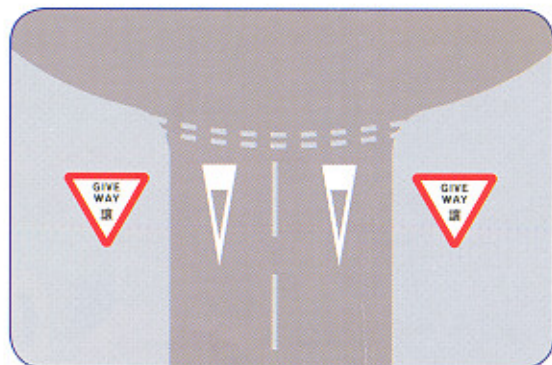
- Reduce your speed
- Decide as early as possible which exit you need to take
- Get into the correct lane
- Beware of the speeds and positions of all traffic around you

進入迴旋處時：

- 給迴旋處內從右方駛來的車輛讓路（除非道路標記另作指示）
- 察看迴旋處內的交通情況
- 如選擇行走的出口受阻，不要進入迴旋處

When entering a roundabout:

- Give way to traffic on your right in the roundabout (unless road markings indicate otherwise)
- Look out for traffic already in the roundabout
- Do not enter a roundabout if you can see that your exit is blocked



進入迴旋處後：

- 察看在前方橫過的車輛，並予讓路
- 經過出口或準備在下一個出口離開時，務必留神
- 快將離開迴旋處時，發出左轉燈號

Once in a roundabout:

- Look out for and give way to vehicles crossing in front of you
- Be cautious when you are crossing an exit or intending to leave by the next exit
- Signal left when you are about to leave the roundabout



駛過迴旋處時應走的路線：

Suggested routes to drive through a roundabout :

以下守則，用於駛過入口有兩條或以上行車綫的迴旋處（除非交通標誌或道路標記另作指示）：


Here are some rules on driving through a roundabout with two or more lanes at the entrance (unless directed otherwise by traffic signs or road markings) :

循左方第一個出口離開（猶如左轉）

- 沿左綫駛進迴旋處
- 發出左轉燈號
- 沿迴旋處左綫行駛
- 繼續發出左轉燈號以離開

Leaving at the first exit to the left (like turning left)

- Approach in the left-hand lane
- Signal left
- Keep to that lane in the roundabout
- Continue signalling left to leave



循右方最後的出口離開（猶如右轉）

- 沿右綫駛進迴旋處
- 發出右轉燈號
- 沿迴旋處右綫行駛
- 繼續發出右轉燈號，經過所選定出口之前的所有出口之後，才發出左轉燈號以離開

Leaving at the last exit to the right (like turning right)

- Approach in the right-hand lane
- Signal right
- Keep to that lane in the roundabout
- Continue signalling right until you have passed all exits before the one you want. Then signal left to leave

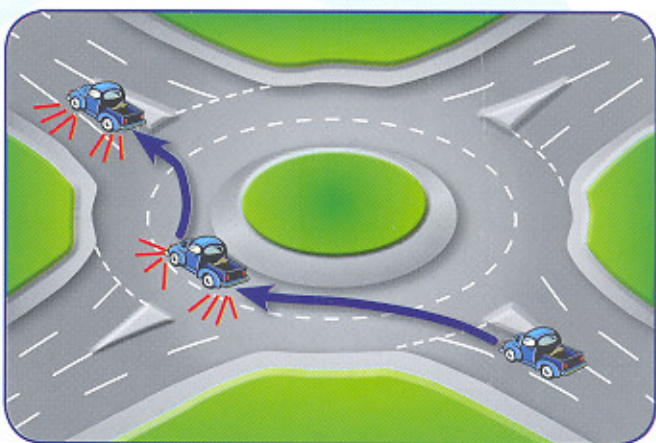


循中間任何出口離開（猶如直駛）

- 沿第二行車綫駛進迴旋處，即兩綫行車路的右綫，或三綫行車路的中間綫
- 或：沿左綫駛進迴旋處
- 不要發出燈號
- 保持在選定行車綫行駛
- 特別留意橫過你的行車綫離開迴旋處車輛
- 經過所選定出口之前的所有出口之後，發出左轉燈號以離開

Leaving at any intermediate exit (like going straight ahead)


- Approach in the second lane, i.e., the right-hand lane for a two-lane road, or the middle-lane for a three-lane road
- Alternatively: approach in the left-hand lane
- Do not signal
- Keep to that lane in the roundabout
- Pay special attention to vehicles crossing your path to leave the roundabout
- When you have passed all exits before the one you want, signal left to leave



車內可以放置吉祥物或其他掛飾嗎？

Can mascots or other decorations be placed in a vehicle?

- 司機不可以在車內放置吉祥物、飾物、或其他不必要的物件。
 - 因為車內即使很細小又不穩固的物件，在車輛發生碰撞時，會在車內橫飛及危害車內的人。
 - 所以，司機應避免在車內放置不必要的物件，和確保所有擺放的物件都穩固。
 - 另外，司機也要確保所擺放的物件不會阻礙他的視線或妨礙駕駛，以至危害自己或其他人。
- A driver must not put mascots, decorations or any unnecessary loads in the vehicle.
 - This is because even a small load not securely fastened in the vehicle may be thrown around and endanger people in the vehicle during a collision.
 - Therefore, a driver should not put unnecessary loads in the vehicle and must ensure that all loads carried are securely fastened.
 - In addition, a driver should ensure that the loads carried do not obstruct his sightline or driving thus endangering himself or other road users.



你明瞭迴旋處附近常見的這些交通標誌嗎？

Do you know these **traffic signs** commonly seen near a roundabout?

前面迴旋處：

警告標誌，表示前面是一個迴旋處。



Roundabout Ahead:

This warning sign alerts motorists of a roundabout ahead.

開始減速：

輔助字牌，可連同左方標誌使用。

**REDUCE
SPEED NOW
開始減速**

Reduce Speed Now:

This supplement plate may be used with the sign shown on the left.

道路急轉：

警告標誌，表示道路急向左轉；它亦可用於迴旋處。（本標誌可為反向，以顯示道路急向右轉。）



Sharp Deviation:

This warning sign may be used where there is a sharp deviation to the left in the road. It may also be used on roundabouts. (It may be reversed to indicate a sharp deviation to the right).

聯絡我們 Contact Us

如對本道路安全通訊有任何意見，可電郵 rssd@td.gov.hk 與運輸署聯絡。

If you have any comments on this Road Safety Bulletin, please contact Transport Department (e-mail : rssd@td.gov.hk)