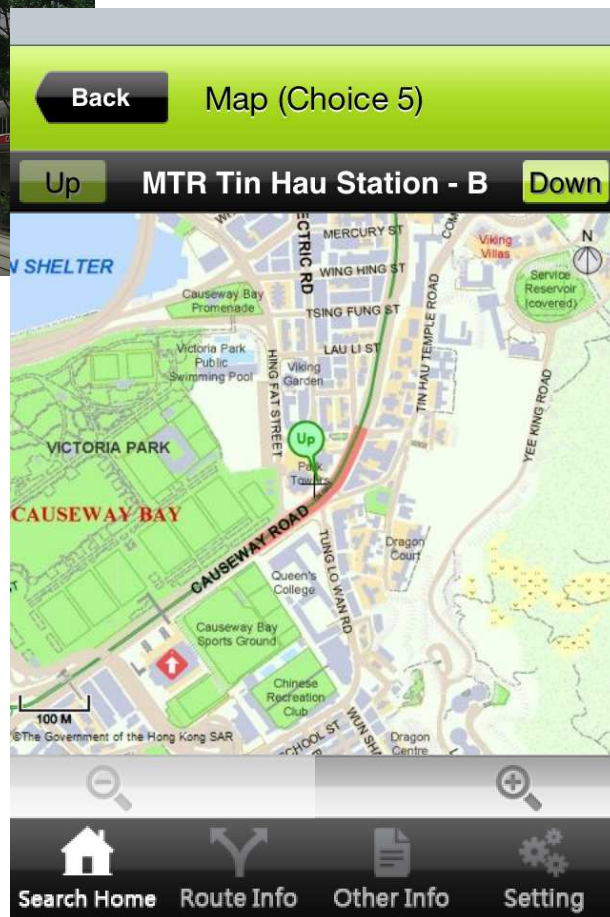


Environmental Report 2011



運輸署

Transport Department



FOREWORD

The Transport Department is fully committed to environmental protection. We are conscious of the commitments under the Clean Air Charter and have been working whole-heartedly to improve air quality by taking proactive measures to mitigate the air pollution generated from our transport system. We have also exerted influence over our business partners in the transport sector, for example, franchised bus, public light bus and taxi operators, to encourage them to join us in pursuing the wide range of measures aimed at protecting the environment.



We will continue to strive for achievement of our Departmental Vision, viz. *“we will provide the world’s best transport system which is safe, reliable, efficient, **environmentally friendly** and satisfying to both users and operators”*. In this issue of our Environmental Report we aim to advise the readers what has been done in 2011 by or through the Transport Department to improve the quality of our living environment.

ABOUT THIS REPORT

This Environmental Report covers the period from 1 January 2011 to 31 December 2011. It is published in electronic version on our web site for the sake of reducing paper consumption. Its target readers are members of the general public. The readers will be informed of the business of our Department, the efforts we have made and the measures we have taken to protect the environment.

Any suggestions or comments on this report are most welcome and can be sent to tdenq@td.gov.hk.




ABOUT TRANSPORT DEPARTMENT

Our Department is responsible for the implementation of the Government's transport policy under the following 5 programme areas:

- (i) Planning and Development;
- (ii) Licensing of Vehicles and Drivers;
- (iii) District Traffic and Transport Services;
- (iv) Management of Transport Services; and
- (v) Transport Services for People with Disabilities.

Our headquarters are located in the Immigration Tower in Wanchai. We have also some 20 sub-offices accommodated in other government offices or private commercial buildings. As at 31 December 2011, we had an establishment of 27 directorate posts and 1,264 non-directorate posts. In our daily business, we manage or operate the following main types of facilities:

- (i) public transport interchanges/termini;
- (ii) vehicle inspection centres;
- (iii) driving test centres;
- (iv) traffic lights;
- (v) escalators;
- (vi) CCTV and variable message signs;
- (vii) intelligent transport systems; and
- (viii) roads and pedestrian facilities.



Besides other government departments, our business partners include the operators of franchised and non-franchised buses, tram, taxi, ferry, green mini-buses and public light buses. We also run maintenance, operation and management contracts with the various tunnel and Government carpark operators.

ENVIROMENTAL GOAL

Our environmental goal is to provide an environmentally friendly transport system in Hong Kong.



ENVIRONMENTAL POLICY

We are committed to providing a transport system in an environmentally acceptable manner to align with the sustainable development of Hong Kong.

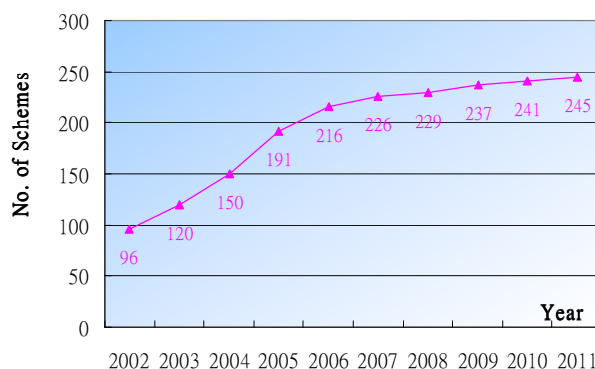
ENVIRONMENTAL OBJECTIVES

Environmental Objective No. 1 - Reduction in Vehicular Traffic

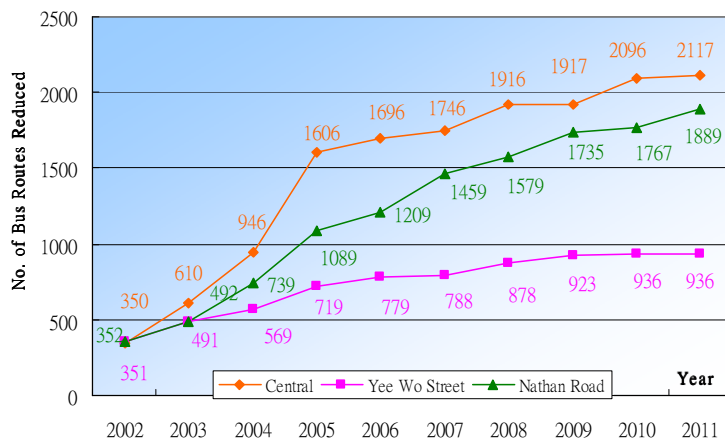
In managing the public transport system, we coordinate the roles played by the various public transport modes, including the rail, bus, tram, taxi, ferry etc., so as to achieve the highest possible overall efficiency. This includes rationalizing public transport services to improve accessibility whilst avoiding duplication and raising the level of service to improve attractiveness. In the end, it helps to reduce vehicular traffic and mitigate air pollution. With these benefits in mind, we make our best efforts to enhance the efficiency of the transport system in the following ways:

(i) **Implementation of public transport interchange schemes**

The introduction of interchange schemes enable passengers to make the most efficient use of the transport system across different modes. They include bus-rail interchange, green minibus-rail interchange, taxi-rail interchange, and bus-bus interchange schemes. The numbers of bus-bus interchange schemes implemented since 2002 are shown in the graph on the right.



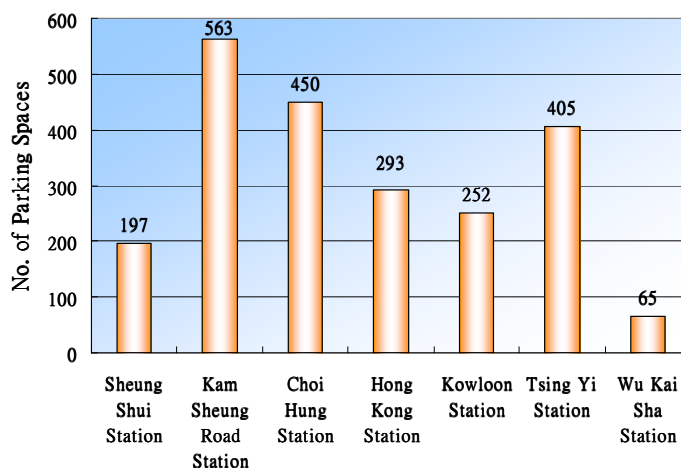
(ii) Rationalization of bus routes and stops



This process includes amalgamation, truncation and modification of bus routes, re-location of bus stops and adjustment of bus schedules to match the prevailing passenger demands. The resulting arrangements can help to reduce traffic congestion. The cumulative reduction of the number of bus trips since 2002 is shown in the graph on the left.

(iii) Provision of park-and-ride (PnR) facilities

These facilities are carpark provided near railway stations. People can shorten their private car trips and switch to the rail for the major part of their journeys. The number of parking spaces provided in each PnR facility is shown in the graph below.



(iv) Provision of bicycle parks

In the New Territories, we monitor the demand for bicycle parks, and make provisions (amounting to a total of about 13,124 cycle parking spaces) close to railway stations to enable bicycle riders to change to the rail.



Environmental Objective No. 2 - Tightening of Emission Control



We have adopted the Euro IV emissions standards since 1 October 2006 to tighten the control over the emission of air pollutants by vehicles in the following manner:

(i) **Franchised buses imported before 1 October 2006**

We encourage the franchised bus operators to retrofit emission reduction devices on their serving buses to reduce their particulates emission. For all those pre-Euro and Euro I buses, the retrofitting works of Diesel Oxidation Catalyst (DOC) have been completed since 2003. All franchised bus companies have completed to retrofit Diesel Particulate Filter (DPF) on all Euro II and III buses within 2010 with the exception of a few bus models on which retrofitting of DPF is not technically feasible.

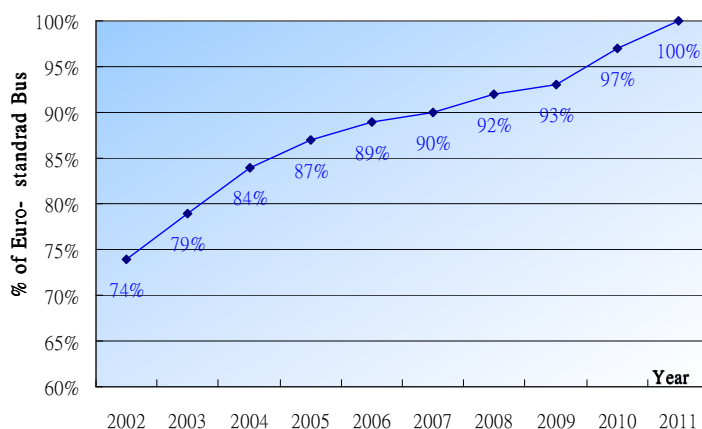
(ii) **Franchised buses and medium & heavy diesel vehicles over 3.5 tonnes imported on or after 1 October 2006**

◦ Euro V



We require Franchised buses and medium & heavy diesel vehicles over 3.5 tonnes imported on or after 1 October 2006 to comply with Euro IV emission standards for registration in Hong Kong.

The yearly variation of the percentages of buses complying with the Euro Emission Standard since 2002 is shown in the graph on the right.



(iii) All private cars, taxis, light buses, goods vehicles, buses and special purpose vehicles

We require them to pass smoke or emission tests during their annual inspection. We also select about 10% of the diesel vehicles per day to undergo the dynamometer smoke test at the Kowloon Bay Vehicle Examination Centre. The in-use diesel vehicle emission standard has been tightened from 60 Hartridge Smoke Units (HSU) to 50 HSU since 1 May 2008.



Smoke Test

Further, we encourage the franchised bus operators to deploy Euro II or above buses to run in busy corridors such as Yee Wo Street, Hennessy Road, Queensway, Des Voeus Road Central and Nathan Road.

Environmental Objective No.3 - Use of Alternative Fuel Vehicles to replace Diesel Vehicles

Since February 2001, in response to our appeal, the franchised bus operators have switched the fuel of all franchised buses to ultra low sulphur diesel, which can reduce particulate emission by 5 to 10%. Euro V diesel was introduced on 1 December 2007 and replaced Ultra Low Sulphur Diesel since then.

Besides, we took part jointly with other Government departments in the promotion of “cleaner” fuel such as liquefied petroleum gas (LPG) or electricity in place of diesel. Our efforts include the implementation of the following:

(i) Conversion of diesel taxis to LPG taxis



As at end of 2011, over 99.9% (i.e. 18,131 Nos.) of the taxis were LPG taxis.

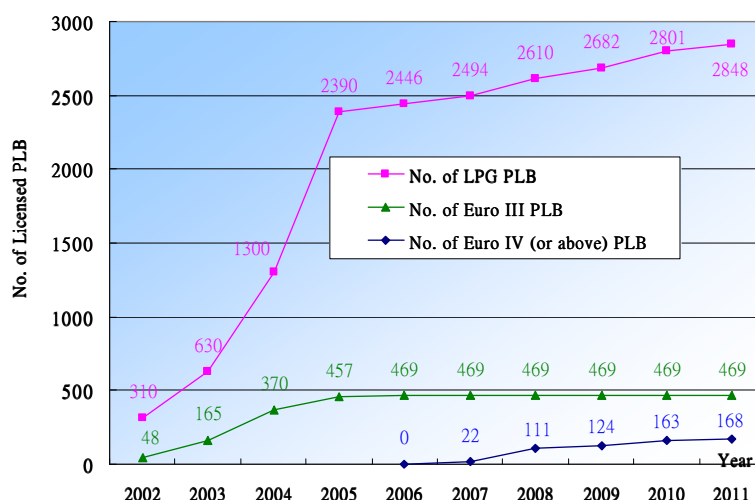
(ii) Set-up of LPG Refilling Stations

We work jointly with other departments to facilitate the setting up of LPG refilling stations at convenient locations. Up to end 2011, there were a total of 61 LPG refilling stations in Hong Kong.

(iii) Incentive scheme for LPG/Electric Light Buses

We launched an incentive scheme in August 2002 to encourage Public Light Bus (PLB) owners to replace their diesel PLBs by LPG or electric ones. Under the scheme, one-off grants of \$60,000 and \$80,000 were awarded for replacement of diesel PLBs by LPG and electric PLBs respectively. The scheme ended in December 2005 and was followed by another one launched on 1 April 2007 and ended in March 2010. Under this scheme, similar one-off grants of \$40,000, \$60,000 and \$80,000 were introduced for Euro IV, LPG and electric replacement vehicles respectively. The third incentive scheme, “Incentive Scheme for Replacing Euro II Diesel Commercial Vehicles by New Commercial Vehicles”, was introduced in July 2010 for a period of 3 years till June 2013. Under the scheme, one-off grants for replacement of a Euro II PLB with a brand new diesel, LPG and electric vehicles are \$77,000, \$88,000 and \$92,000 respectively. As at end 2011, the number of LPG PLBs was 2,848 against 469 Nos. of Euro III diesel PLBs, and there were also 168 licensed Euro IV or at more stringent emission standard diesel PLBs.

The numbers of licensed LPG PLB, Euro III and IV (or above) Diesel PLB since 2002 are shown in the graph on the right.


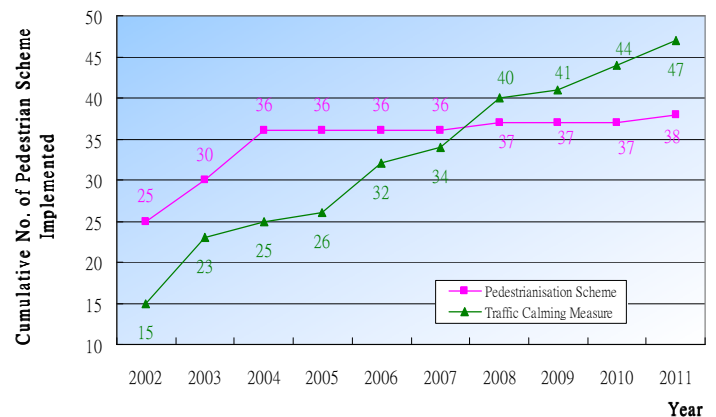


(iv) Replacement of pre-Euro and Euro I diesel commercial vehicles


The third incentive scheme mentioned in (iii) above for PLBs applies also to other Euro II diesel commercial vehicles.

Environmental Objective No. 4 - Pedestrian & Traffic Calming Schemes

The merits of these schemes in improving local air quality and streetscape have been recognized since we first introduced them to busy areas like Causeway Bay and Mong Kok in 2000. The cumulative numbers of pedestrian schemes implemented since 2002 are shown in the graph on the right.



Traffic Calming Street: Jaffe Road (near O'Brien Road)



Traffic Calming Street: Minden Avenue

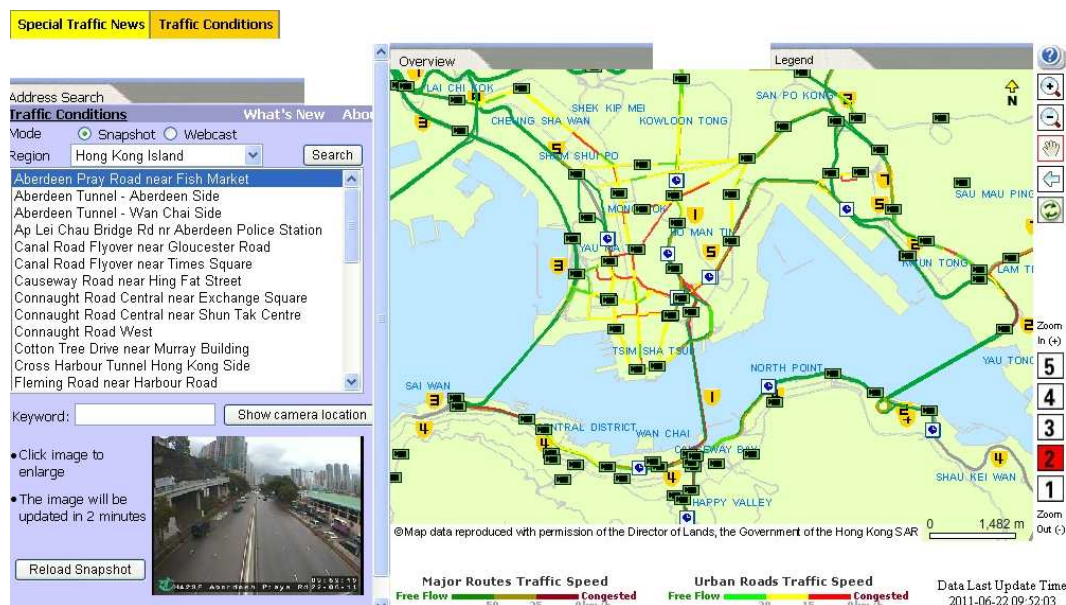
Environmental Objective No. 5 - Efficient Use of Road Space through Application of Advanced Technologies

We aim to reduce the journey times of motorists, and hence the consumption of vehicle fuel and emission of air pollutants from vehicles, through the enhancement of the efficiency of the transport network by promoting the application of intelligent transport systems in the following aspects:

(i) Provision of Transport Information through Internet and Mobile Applications

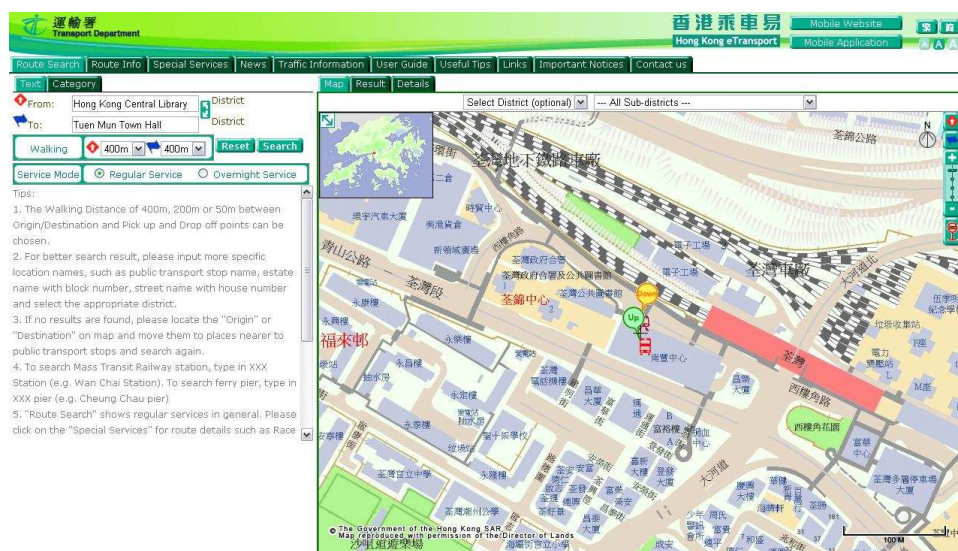
We have been providing traffic and transport information through the Internet on our Homepage for the motorists and passengers to plan their journeys and make better use of the road network and public transport services.

Since February 2009, we provided the Road Traffic Information Service (RTIS) on the Internet to integrate special traffic news, real-time traffic condition CCTV images, cross-harbour journey time between Hong Kong Island and Kowloon and a traffic speed map on a common platform for the road users to better plan their journeys thus avoiding traffic congestions. Such information can also be accessed through mobile phones and PDA. The traffic speed map covers major roads on northern Hong Kong Island, Kowloon and New Territories South. In 2010, we enhanced the service by providing more CCTV images, traffic speeds and journey time information.



Road Traffic Information Service

To enable commuters to make better use of the public transport services, we launched the pilot version of Hong Kong eTransport (previously known as Public Transport Enquiry Service) in April 2009 and its full version in July 2010. The Hong Kong eTransport is a free one-stop multi-modal public transport route search system with map information available to the public on the Internet. We launched the mobile application and mobile web version in 2011.

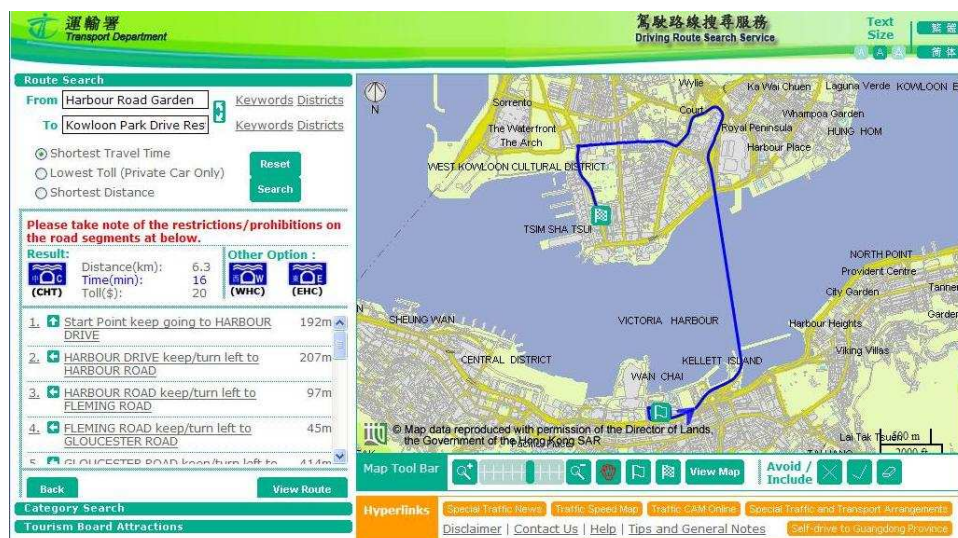


Hong Kong eTransport website version



Hong Kong eTransport mobile application

We launched a pilot version of the Driving Route Search Service (DRSS) website in April 2010 to provide motorists an optimum driving route search service based on the shortest distance, shortest time and lowest toll on the Internet. Moreover, useful information such as no stopping restrictions, part-time pedestrian streets and major public car parks are also shown for motorists' reference. We launched the final website version and mobile version of DRSS in August 2011. We plan to launch the mobile application in early 2013.



Driving Route Search Service

(ii) Dissemination of Real-time Traffic Information

We provide variable message signs (VMS) and Journey Time Indication System (JTIS) along strategic corridors to inform motorists of the latest traffic conditions and journey times for their choice of traffic routes to avoid congestion.



Journey Time Indication System

There are now 49 fixed VMS and 18 mobile VMS in operation in Kai Tak, Lion Rock, Cross Harbour and Aberdeen Tunnel Areas, the Tsing Ma and Tsing Sha Control Areas and the northwest New Territories. There are currently 10 journey time indicators showing the estimated cross-harbour journey times across the harbour via different tunnels to motorists. They are located at the major divergent points at the approach roads to the tunnels.

In addition, we are installing speed map panels along selected strategic corridors in the New Territories to display traffic congestion levels in alternative routes with target completion by end 2012. We are also developing a Traffic and Incident Management System (TIMS) to enhance the efficiency and effectiveness in managing traffic and transport incidents and in disseminating traffic and transport information to the public. The TIMS is scheduled for commissioning in mid 2015. With the benefit of more real-time traffic information, motorists can better plan their journeys ahead to avoid traffic congestion, thus effectively reducing their journey times.

In March 2011, we disseminated real-time traffic data for free download and value-added re-use by the public through Data.One.

(iii) Expansion and Operation of Area Traffic Control (ATC) Systems

In view of the significant benefits of the Area Traffic Control (ATC) system in optimising the utilisation of road capacity, minimising traffic delay and reducing vehicle emissions, we operate computerized ATC systems in the Urban Area, Tsuen Wan, Kwai Tsing, Sha Tin and Ma On Shan, Tai Po and North, Tuen Mun and Yuen Long District. The system has been expanded in phases to different districts. We had expanded the system to Tseung Kwan O in November 2011. With the higher coverage of the ATC system, overall traffic delay at intersections is minimized and journey time of road users is reduced. Due to better coordination of traffic signals resulting in less stop and start activities, fuel consumption and emissions of vehicles are also reduced.



Environmental Objective No. 6 - Saving Electricity at our facilities

Our facilities that have major consumption of electricity are broadly divided into 3 categories for the sake of formulating our electricity saving measures:

- (i) **category 1 including all our offices, vehicle inspection centres, and driving test centres**

We adopt green office management to reduce electricity consumption in this category of facilities.



Driving Test Centre

- (ii) **category 2 including traffic lights, CCTV, variable message signs, intelligent transport systems and journey time indication systems, etc, that are in operation round the clock for the purpose of regulating and monitoring road traffic**



We also plan to replace the conventional traffic signals by light-emitting diodes (LED) in 3 phases to reduce power consumption. The Phase 1 (Hong Kong Island) and Phase 2 (Kowloon) contracts were completed in May 2010 and March 2011 respectively. The contract of Phase 3 (New Territories) is being implemented, and is expected to be completed in the third quarter of 2012.

- (iii) **category 3 including escalators and public transport interchanges/terminus that serve pedestrians and public transport passengers**

There is room for energy- saving but we have to strike a balance between the saving of electricity and the service to the public. The measures adopted to reduce electricity consumption by the facilities in this category



include the following:

- escalators are turned off at the end of the operating period
- the ventilation and part of the lighting of the public transport interchanges/termini are turned off as soon as the public transport services cease every night
- lighting of low power consumption rating is used
- the ventilation systems are properly maintained to work efficiently in respect of power consumption

The situation of electricity consumption of the above category 1 and 3 facilities since 2006 is shown in the following table:


Year	2006	2007	2008	2009	2010	2011
Electricity consumed (Kwh)	3,289,090	3,454,563	3,469,056	3,394,615	3,326,832	3,186,493

Environmental Objective No. 7 - Green Office Management

We always keep abreast of the green practices recommended by the Environmental Protection Department and Electrical & Mechanical Services Department and introduce them to our offices whenever appropriate. Our aim is to reduce paper and electricity consumption as far as possible and to use recycled materials as much as possible. The latest green office practices adopted by us are summarized below.

Paper-reduction Measures

- Sharing documents via the Local Area Network and the Internet by uploading reports, circulars and other documents on the Transport Department Intranet and Internet website
- Using e-mails and e-memos within the department and, as far as practicable, when communicating with other departments and the public
- Reducing the font size of the letters and characters, and the line spacing for drafting, and preview of documents before final print
- Issuing tender documents in electronic format
- Printing and photocopying on both sides of paper and on used paper



- Re-using envelopes and loose- minute jackets
- Sending unclassified documents without using envelopes
- Sending electronic seasonal greeting cards
- Sending no originals when these are sent by fax
- Using no covering sheets when documents are faxed
- Using CD-ROM to carry departmental publications and consultancy study reports instead of hard copies
- Monitoring the quantity of paper consumed quarterly
- Adopting e-Filing system where appropriate

The situation of paper consumption since 2004 is shown in the following table:

Year	2004	2005	2006	2007	2008	2009	2010	2011
A4 Paper equivalent (reams)	21,345	21,985	20,090	27,785	25,573	26,682	27,477	29,464

Energy-saving Measures

- Monitoring and promoting energy-saving measures (e.g. switching off air-conditioning units, computers, etc.) by designated staff
- Setting the air conditioning temperature to 25.5°C in
- Reminding all staff to switch off lights when not in o
- Turning off unnecessary lighting when the area is not in use and affixing “Save Energy” stickers near switches to remind staff to save energy
- Turning off some air-conditioning units when the occupancy is low (e.g. after normal office-hours)
- Reminding all staff to set all computers and office equipment to energy-saving mode during office hours and to turn them off after use
- Replacing CRT monitors with more energy-efficient LCD monitors
- Adopting an open plan office concept through the use of half-glass walls to allow light to pass through when designing the layout of a new office
- Using T8 fluorescent lamps to replace T10 fluorescent lamps for energy saving
- Promoting walking up and down the floors instead of using lifts



Recycling Measures

- Providing green boxes for the collection of waste paper and arranging with recyclers to collect waste paper for recycling
- Collecting used printer toner cartridges for recycling
- Promoting the use of recycled paper
- Collecting used CD-ROM discs for recycling



Other Measures

- Practising no-smoking policy within all our offices



Environmental Objective No. 8 - Staff Awareness

Transport Department

Environmental Seminar 2011

Hong Kong's Climate Change
Strategy and Action Agenda &
Low Carbon Living

**By Environmental Protection
Department**

We try to develop a green culture within the Department and make all staff environmentally conscious. To this end we regularly arrange Environmental Protection Department (EPD) to deliver seminars to our staff, nominate staff to attend energy-saving workshops organised by Electrical and Mechanical Services Department and disseminate green messages to everybody via the computer network. We also distribute among the staff, leaflets obtained from EPD about environmental protection tips.

ENVIRONMENTAL ACHIEVEMENTS IN 2011

The progress/achievements versus the targets for 2011 are summarized in the following table.

Objectives	2011 Targets	Progress & Achievements
Reduction in Vehicular Traffic	(i) To continue the existing bus-rail interchange schemes	(i) Passengers were offered \$1.5 fare discount for interchanging between MTR Tung Chung Line and New Lantau Bus (NLB)'s 37, 37P, 38, 38P and N38. Besides, passengers travelling on MTR East Rail Line can enjoy free interchange on MTR feeder bus routes K12, K14, K17 and K18 which are operated by KMB at designated MTR stations. (Remark: MTRCL offers free transfer on MTR bus routes for West Rail and Light Rail Passengers in North-west Transit Service Area at the moment.)
	(ii) To continue the existing GMB-rail interchange schemes	(ii) Passengers are offered \$0.3 to \$3.0 fare discount for interchanging between 55 GMB routes and MTR.
	(iii) To continue the existing taxi-rail interchange schemes at the Airport	(iii) Taxi passengers enjoy a 50 % fare discount by using an Octopus Card on the Airport Express Line by presenting a taxi receipt of amount not less than \$60 on the same day at Kowloon or Tsing Yi Stations.
	(iv) To rationalize more bus routes in busy area and on busy road	(iv) 21 bus trips in Central and 122 bus trips on Nathan Road were reduced.

Objectives	2011 Targets	Progress & Achievements
Tightening of Emission Control	(i) To encourage the franchised bus operators to retrofit emission reduction devices on more buses	(i) All pre-Euro and Euro I buses have been fitted with DOC. The franchised bus operators have also completed the retrofitting of DPF on their Euro II and Euro III buses where technically feasible. (ii) The trial of retrofitting Euro II and Euro III buses with Selective Catalytic Reduction (SCR) device commenced in September 2011.
Use of Alternative Fuel Vehicles to Replace Diesel Vehicles	(i) The administration will launch a new incentive scheme later this year for the replacement of Euro II commercial vehicles, which includes Public Light Buses. We will continue to encourage more owners to have their diesel Public Light Buses converted to LPG or electric ones	(i) The administration has launched a new incentive scheme in July 2010 for replacement of Euro II commercial vehicles, which includes Public Light Buses for a period of 3 years till June 2013. The number of LPG PLBs increased from 2,801 in 2010 to 2,848 in 2011.
Pedestrian Schemes	(i) To explore more opportunities for the implementation of pedestrian schemes	(i) We implemented new traffic calming schemes at Parkes Street between Saigon Street and Ning Po Street, Ning Po Street between Parkes Street and Nathan Road in Jordan, and Kweilin Street between Un Chau Street and Fuk Wa Street in Sham Shui Po. (ii) We implemented part time pedestrian scheme at Sai Yuen Lane in Sai Wan.

Objectives	2011 Targets	Progress & Achievements
Efficient Use of Road Space through Application of Advanced Technologies	<ul style="list-style-type: none"> (i) To continue the collection and dissemination of real-time traffic information to the public (ii) To plan for the launch of the full versions of Driving Route Search Service (DRSS) (iii) To plan for the launch of mobile application/website for Hong Kong eTransport and mobile website for DRSS (iv) To continue the project for developing a Traffic and Incident Management System for completion by mid 2015 (v) To continue the installation of speed map panels in the New Territories (vi) To continue the project for replacing the existing obsolete Area Traffic Control Systems for Kowloon, Tsuen Wan and Sha Tin and Expansion of the System to Tseung Kwan O for completion by end 2011 	<ul style="list-style-type: none"> (i) Target achieved. (ii) Target achieved. (iii) Target achieved. (iv) The systems analysis and design is in progress. (v) The installation of speed map panels in the New Territories is in progress. (vi) The project for replacing the existing obsolete Area Traffic Control Systems for Kowloon, Tsuen Wan and Sha Tin and Expansion of the System to Tseung Kwan O had been substantially completed in November 2011 and target achieved.
Saving Electricity at our facilities	<ul style="list-style-type: none"> (i) To continue the Phase 3 of the project for replacing the existing conventional traffic signals in the New Territories with LED signals (ii) To contain the electricity consumption of our 	<ul style="list-style-type: none"> (i) Phase 3 of the project for replacing the existing conventional traffic signals in the New Territories with LED signals was progressing satisfactorily. (ii) A decrease of 5.4% achieved.

Objectives	2011 Targets	Progress & Achievements
	non-office facilities to the level of 2010 as far as possible	
Green Office Management	(i) To continue with the green office management practices (ii) To contain the paper consumption to the level of 2010 (iii) To further increase the use of recycle paper to 30% of paper consumption	(i) Target achieved. (ii) Paper consumption in 2011 has increased by 7.2%. (Note: Since introduction of recycle paper in 2010, some office machines could not adapt to printing on both side resulting in slightly increase in paper consumption. With the introduction of better machines and also staff being reminded regularly on economical use of paper, it is hoped that the situation will be improved in due course.) (iii) Recycle paper contributes 37% of total paper consumption.
Staff Awareness	(i) To arrange EPD to deliver a seminar to our staff	(i) Environmental Seminar was delivered by EPD on 25 October 2011 on ➤ Consultation Document on Hong Kong's Climate Change Strategy and Action Agenda; and ➤ Low Carbon Living.

OUR 2012 OBJECTIVES & TARGETS

Objectives	Targets
Reduction in Vehicular Traffic	<ul style="list-style-type: none"> (i) To continue the existing bus-rail interchange schemes (ii) To continue the existing GMB-rail interchange schemes (iii) To continue the existing taxi-rail interchange schemes at the Airport (iv) To rationalize more bus routes in busy area and on busy road
Tightening of Emission Control	<ul style="list-style-type: none"> (i) To continue the trial of SCR retrofit on Euro II and Euro III buses to ascertain its effectiveness in reducing NOx emission
Use of Alternative Fuel Vehicles to Replace Diesel Vehicles	<ul style="list-style-type: none"> (i) The administration has launched a new incentive scheme in July 2010 for the replacement of Euro II commercial vehicles, which includes Public Light Buses for a period of 3 years till June 2013. We will continue to encourage more owners to have their diesel Public Light Buses converted to LPG or electric ones
Pedestrian Schemes	<ul style="list-style-type: none"> (i) To explore more opportunities for the implementation of traffic calming schemes
Efficient Use of Road Space through Application of Advanced Technologies	<ul style="list-style-type: none"> (i) To continue the collection and dissemination of real-time traffic information to the public (ii) To plan for the launch of the mobile application for DRSS (iii) To continue the dissemination of real-time traffic data for free download and value-added re-use by the public through Data.One (iv) To continue the project for developing a Traffic and Incident

Objectives	Targets
Efficient Use of Road Space through Application of Advanced Technologies (cont')	<p>Management System for completion by mid 2015</p> <p>(v) To continue the installation of speed map panels in the New Territories</p> <p>(vi) To conduct survey to gauge the performance of Area Traffic Control Systems and identify improvements if appropriate</p>
Saving Electricity at our facilities	<p>(i) The Phase 3 (New Territories) contract for replacing existing conventional traffic signals with LED signals are being implemented for completion in the third quarter of 2012</p> <p>(ii) To contain the electricity consumption of our non-office facilities to the level of 2011 as far as possible</p>
Green Office Management	<p>(i) To continue with the green office management practices</p> <p>(ii) To contain the paper consumption to the level of 2011</p> <p>(iii) To maintain the use of recycle paper to 30% of paper consumption</p>
Staff Awareness	<p>(i) To arrange EPD to deliver a seminar to our staff</p>