

#### 4. Traffic Signing and Road Marking on Private Roads

##### 4.1 General

4.1.1 The Road Traffic (Traffic Control) Regulations provide for the Commissioner for Transport by means of a gazette notice to permit any of the traffic signs and road markings contained in the Schedules of these Regulations, to be erected or placed by the owners of private roads along their roads without further reference to the Commissioner. It should be stressed that the traffic signs and road markings referred to are those related to traffic control, and not parking, which is, as mentioned in Section 2, entirely the responsibility of the owner.

4.1.2 The current gazetted list of traffic signs and road markings that may be erected or placed by owners of private roads may be obtained from the Regional Offices of the Transport Department, but Diagrams 4.1.1 to 4.1.7 illustrate the majority of these traffic signs and road markings. The actual Road Traffic (Traffic Control) Regulations should be consulted in respect of the exact description of the traffic signs and road markings illustrated.

4.1.3 It is important to realise that not all the traffic signs and road markings included in the Schedules of the Road Traffic (Traffic Control) Regulations are or will be permitted to be erected or placed by the owners of private roads on their roads. Traffic signs and road markings not specified in this Section must not be erected or placed unless specific authorisation has been obtained from the Transport Department. The procedures for making an application for approval to erect or place these traffic signs or road markings are given in Section 5, and it should be remembered that without such authority, the placement of such a sign or marking by an owner of a private road will be an offence. If there is any doubt as to whether a particular traffic sign or road marking may be used the appropriate Regional Office of the Transport Department should be consulted.



GIVE WAY TO TRAFFIC ON MAJOR ROAD

FIG. No. 102



AHEAD ONLY (AT A JUNCTION)

FIG. No.106



TURN LEFT (TURN RIGHT IF SYMBOL REVERSED)

FIG. No.107



KEEP LEFT (KEEP RIGHT IF SYMBOL REVERSED)

FIG. No.108



TURN LEFT AT JUNCTION AHEAD (TURN RIGHT IF SYMBOL REVERSED)

FIG. No.109



NO ENTRY FOR VEHICLES

FIG. No.112



NO LEARNER DRIVERS

FIG. No.121



NO LEFT TURN (NO RIGHT TURN IF SYMBOL REVERSED)

FIG. No.122



NO U-TURNS

FIG. No.123



NO PEDESTRIANS

FIG. No.124



NO HANDCARTS OR PEDESTRIAN CONTROLLED VEHICLES

FIG. No. 125



NO PEDESTRIANS AND NO CYCLES

FIG. No.126



NO CYCLES

FIG. No.127



ROUTE FOR CYCLES AND PEDESTRIANS. NO MOTOR VEHICLES

FIG. No.137



ROUTE TO BE USED BY CYCLES NO MOTOR VEHICLES

FIG. No. 138



ONE WAY TRAFFIC (IN A ROAD)

FIG. No.139



WAY IN FOR VEHICLES

FIG. No.150



WAY OUT FOR VEHICLES

FIG. No. 151



NO WAY OUT FOR VEHICLES

FIG. No. 152



NO WAY IN FOR VEHICLES

FIG. No. 153

## REGULATORY SIGNS THAT MAY BE USED ON PRIVATE ROADS

NOTE : FIGURE Nos. ARE THOSE IN THE ROAD TRAFFIC (TRAFFIC CONTROL) REGULATIONS

DIAGRAM 4.1.1



TWO-WAY TRAFFIC STRAIGHT AHEAD

FIG. No. 205



TRAFFIC LIGHTS AHEAD

FIG. No. 207



BEND TO LEFT AHEAD  
(RIGHT IF SYMBOL REVERSED)

FIG. No. 208



SHARP DEVIATION OF ROUTE TO LEFT (MAY BE REVERSED)

FIG. No. 210



ROUNDOABOUT AHEAD

FIG. No. 217



STEEP HILL DOWNWARDS AHEAD

FIG. No. 218



STEEP HILL UPWARDS AHEAD

FIG. No. 219



RESTRICTED HEADROOM AHEAD

FIG. No. 221



AVAILABLE WIDTH OF HEADROOM INDICATED

FIG. No. 222



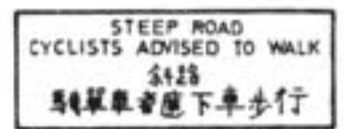
DISABLED PERSONS AHEAD

FIG. No. 224




CHILDREN AHEAD

FIG. No. 225



ADVICE FOR CYCLISTS ON STEEP HILLS

FIG. No. 235



ADVICE FOR CYCLISTS

FIG. No.236



ROAD HUMP AHEAD

FIG. No. 263



PEDESTRIANS IN ROAD AHEAD

FIG. No. 261



CYCLES AHEAD

FIG. No. 260

## WARNING SIGNS THAT MAY BE USED ON PRIVATE ROADS

NOTE: FIGURE Nos. ARE THOSE IN THE ROAD TRAFFIC (TRAFFIC CONTROL) REGULATIONS



VEHICLES MAY PASS EITHER SIDE TO REACH SAME DESTINATION

FIG. No. 302



ROAD WIDE ENOUGH FOR ONLY ONE LINE OF TRAFFIC

FIG. No. 304



NO THROUGH ROAD

FIG. No. 310




ADVANCE WARNING OF NO THROUGH ROAD ON LEFT (ON RIGHT IF SYMBOL IS REVERSED)

FIG. No. 311




PLACE TO WAIT TO ALLOW OTHER VEHICLES TO PASS

FIG. No. 313




USED WITH FIG. Nos. 106, 107 AND 109

FIG. No. 402



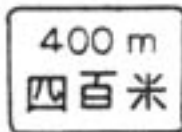
CHILDREN GOING TO OR FROM SCHOOL USED WITH FIG. No. 225

FIG. No. 412



CHILDREN'S PLAYGROUND NEAR ROADSIDE USED WITH FIG. No. 225

FIG. No. 413



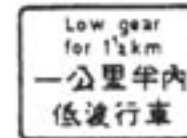
DISTANCE TO HAZARD USED WITH FIG. Nos. 207, 208, 217, 218, 221.

FIG. No. 418




DISTANCE OVER WHICH HAZARD EXTENDS USED WITH FIG. No. 263

FIG. No. 420



USED WITH FIG. No. 218

FIG. No. 423



USED WITH FIG. No. 218

FIG. No. 424



USED WITH FIG. No. 218

FIG. No. 425

## INFORMATORY SIGN AND SUPPLEMENTARY PLATES THAT MAY BE USED ON PRIVATE ROADS

NOTE : FIGURE Nos. ARE THOSE IN THE ROAD TRAFFIC ( TRAFFIC CONTROL ) REGULATIONS.



STOP LINE FOR USE WITH TRAFFIC LIGHT SIGNALS

FIG No. 506



GIVE WAY LINE

FIG No. 508



DIRECTIONAL ARROWS

FIG No. 509



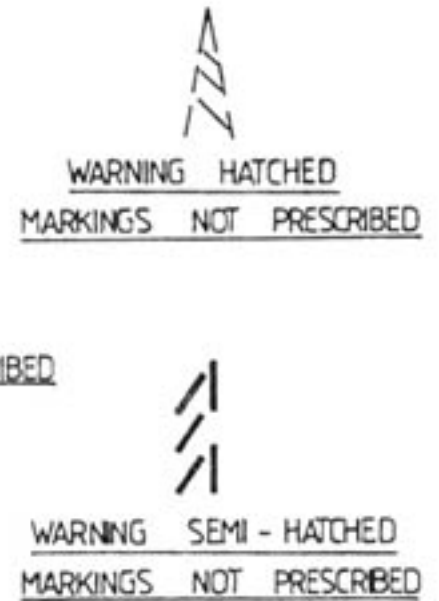
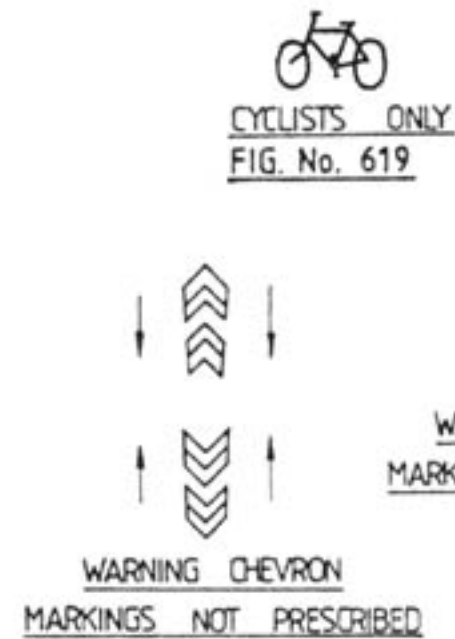
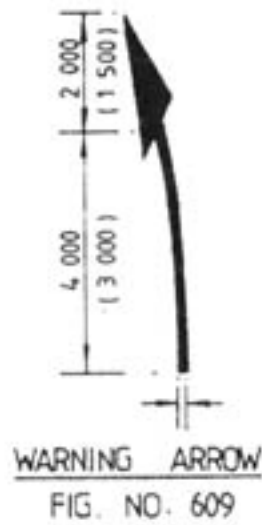
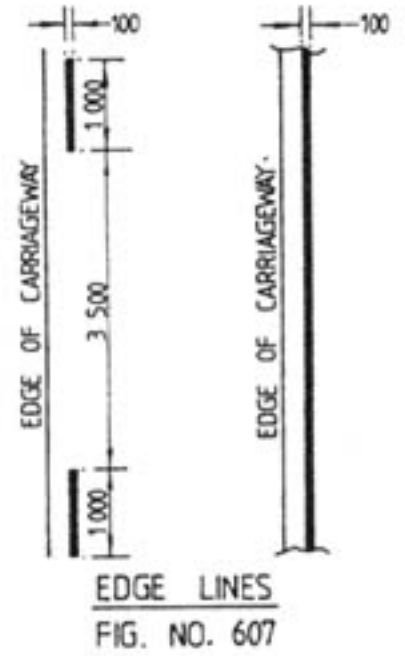

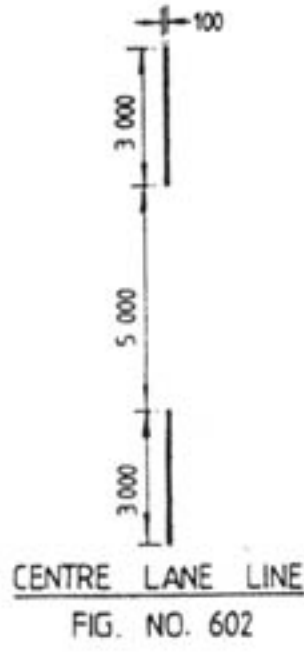
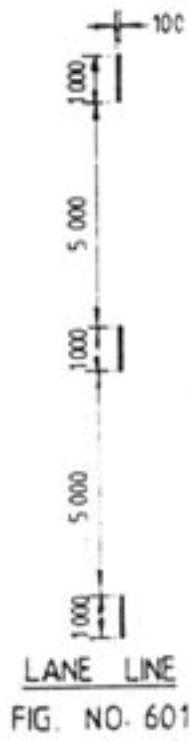
FIG No. 517

REGULATORY ROAD MARKINGS  
THAT MAY BE USED ON PRIVATE ROADS

NOTE: FIGURE Nos. ARE THOSE IN THE ROAD TRAFFIC (TRAFFIC CONTROL) REGULATIONS

DIAGRAM 4.1.4





NOTE : FIGURE NOS. ARE THOSE IN THE ROAD TRAFFIC  
( TRAFFIC CONTROL ) REGULATIONS

INFORMATORY ROAD MARKINGS THAT MAY BE USED  
ON PRIVATE ROADS

DIAGRAM 4.1.5



ROUTE FOR CYCLISTS



ROUTE FOR PEDESTRIANS



DIRECTION TO CROSSING PLACE



A SYMBOL FOR THE DISABLED MAY APPEAR ON SIGNS TO INDICATE FACILITIES FOR THE DISABLED OR SUITABLE ROUTES OR ENTRANCES



DIRECTION TO PARKING PLACE



DIRECTION TO VEHICLE FERRY



DIRECTION TO KOWLOON CANTON RAILWAY STATION



DIRECTION TO MASS TRANSIT RAILWAY STATION



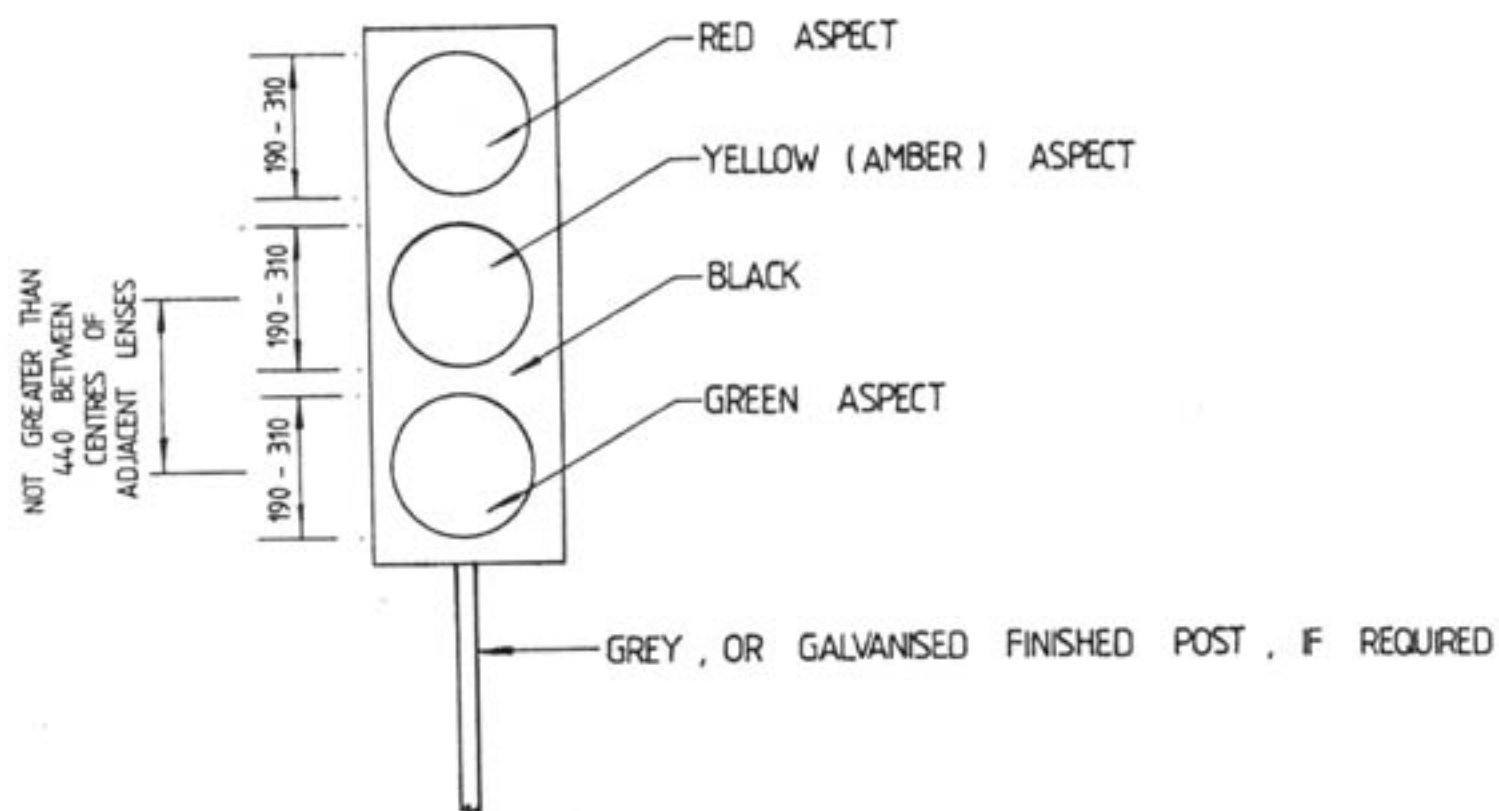
NOTE :

ALL DIRECTIONAL SIGNS USED ON PRIVATE ROADS MUST HAVE BLUE BORDERS, WHITE BACKGROUNDS AND BLACK LETTERS AND CHARACTERS.

DIRECTIONAL SIGN FORMATS THAT MAY BE USED ON PRIVATE ROADS

SEE SECTION 4.8 FOR FURTHER DETAILS

DIAGRAM 4.1.6



MAY BE ARRANGED HORIZONTALLY, BUT RED ASPECT SHOULD BE TO THE RIGHT AS VIEWED.  
THE SEQUENCE OF LIGHTS MUST BE AS FOLLOWS:

- (i) RED
- (ii) AMBER AND RED TOGETHER - BUT THESE MAY BE OMITTED FROM THE SEQUENCE
- (iii) GREEN
- (iv) AMBER

WHERE THE LIGHTS ARE PLACED AT THE SIDE OF THE CARRIAGEWAY THE CENTRE OF THE GREEN ASPECT MUST BE NOT LESS THAN 2.1m NOR MORE THAN 3.5m ABOVE THE ADJACENT CARRIAGEWAY, AND WHERE PLACED OVER THE CARRIAGEWAY NOT LESS THAN 5.3m NOR MORE THAN 9m.

DIMENSIONS IN MILLIMETRES

TRAFFIC LIGHT SIGNALS THAT MAY BE USED ON PRIVATE  
ROADS BUT ONLY FOR ALTERNATE ONE WAY WORKING

DIAGRAM 4.1.7



- 4.1.4 As mentioned above, owners of private roads may erect or place the traffic signs and road markings shown in Diagrams 4.1.1 to 4.1.7. In the case of regulatory traffic signs and road markings, an offence will be committed if a person does not obey the traffic sign or road marking, therefore it is essential that such traffic signs or road markings are used in accordance with the advice in this Code, otherwise enforcement difficulties may arise. Additionally in the event that it is found that a traffic sign or road marking is being used incorrectly, under the Road Traffic Ordinance, the Commissioner has powers to direct an owner of a private road to remove or replace a traffic sign or road marking at the latter's cost. If the owner fails to do so, the Commissioner for Transport may instruct any agency to carry out the works and the cost will be borne by the owner. Although warning or inforatory traffic signs and road markings do not generally have regulatory effect, it is still important that such traffic signs and road markings are properly located in accordance with the advice in this Code, and again the Commissioner can direct an owner of a private road to remove or relocate or replace any warning or inforatory traffic sign or road marking not used correctly.
- 4.1.5 Nothing in this Code however, prevents the use of any prescribed traffic sign required by the Director of Highways to provide adequate traffic control, guidance, and warning in the vicinity of road works by the person responsible for those road works.
- 4.1.6 The erection and use of traffic light signals on private roads is not permitted except with the direct authorisation of the Commissioner for Transport or his representative, or in situations where an access road is less than 5.5m in width and alternate one-way working is required. Traffic light signal equipment used in these situations must conform to the requirements of the Road Traffic (Traffic Control) Regulations. Diagram 4.1.7 indicates the general requirements in this respect but the actual regulations and appropriate schedules should be consulted.

- 4.1.7 It is essential, particularly in respect of the enforcement of regulatory traffic signs and road markings, that proper records are kept of where traffic signs and road markings are erected or placed, respectively, and when they were so erected or placed. This should be done by marking on a plan of the private road or roads, the positions of any signs or road markings, a description of the traffic sign e.g. Figure No. 101, or the road marking e.g. Figure No. 508, and the date when the traffic sign or road marking was first erected or placed.
- 4.1.8 Traffic signs and road markings should be regularly inspected and if any damage or wear is apparent the traffic sign or road marking should be replaced or re-marked as the case may be. Apart from enforcement difficulties that may arise because of a damaged traffic sign or a worn road marking, it should be remembered that in the first instance these signs and markings were placed for the control and guidance of road users and if such signs or markings cannot be seen then effective control cannot be achieved, to the detriment of the efficient circulation of traffic on the private road, and perhaps more importantly road safety.
- 4.1.9 Although every effort has been made to provide as comprehensive advice as possible in this Code, regarding the placement and use of traffic signs and road markings, the advice cannot cover every eventuality and therefore owners of private roads are strongly recommended to employ suitable consultants to advise them on these matters.