



本通訊已載於運輸署網頁以供瀏覽  
This bulletin is available on TD's homepage

<https://www.td.gov.hk>


Road  
Safety  
Bulletin

55

道路安全通訊

# 在有電車或輕鐵車輛行走道路的安全貼士

## Safety Tips on Roads with Trams or Light Rail Vehicles



編輯  
Editor



運輸署  
Transport Department

<https://www.td.gov.hk>

出版  
Published by



道路安全議會  
The Road Safety Council

<http://www.roadsafety.gov.hk>



電車和輕鐵列車在路軌上行走，無法改變行駛方向來避開你。因此，在有電車或輕鐵列車行駛的道路上，駕駛者、行人和騎單車者應格外小心，與它們保持充裕距離。

Trams and light rail vehicles (LRVs) run on tracks. They cannot swerve to avoid you. Hence, when using roads along with trams or LRVs, motorists, pedestrians and cyclists should exercise extra care and give sufficient room to trams and LRVs.

輕鐵大部分路軌和專用區都附設圍欄；為安全起見，任何未經許可人士均嚴禁進入。  
Most of the light rail tracks and their reserve areas are fenced off. Unauthorized entry into such fenced areas is strictly prohibited on safety grounds.



## 給駕駛者的安全貼士

### Safety Tips for Motorists



- 切勿駛入「電車專線」或「輕鐵專線」。有關範圍會有交通標誌和道路標記顯示。
- 讓路給電車或輕鐵車輛，特別是在路口。
- Do not drive on tram only or rail only lane. Relevant areas are indicated by traffic signs and road markings.
- Give way to trams or LRVs, particularly at junctions.
- 駛近路口時，留意表示前面有電車或輕鐵車輛行駛或橫過的警告標誌，並留意你的位置及速度是否適當。在確定安全及不會阻塞路口後，才駛過路口。時刻遵守交通燈號指示、交通標誌及道路標記。
- When approaching junctions, look out for warning signs indicating trams or LRVs running or crossing ahead. Check whether your position and speed are appropriate. Proceed through a junction only when you are sure it is safe to do so and will not block the junction. Follow traffic signals, traffic signs and road markings at all time.



- 如路口有電車或輕鐵路軌並劃上黃色方格，切勿從任何行車線（包括右轉線）駛入方格路口內，除非出口暢通無阻。謹記不可在方格內停留。
- Where a road junction is laid with tram tracks or light rail tracks and is marked with the crossing box marking, do not enter the box junction from any approach lane, including a right-turn lane, unless the exit is clear. Never stop within the crossing box marking.



Safe height  
5.3 m  
安全高度  
五米三

- 注意道路上的架空電纜。
- 車輛不可超過法定高度限制。在車上裝配的吊臂、起重機或類似的附屬物，用後須放下，並依照製造商所建議的方法適當擺放。
- Beware of overhead electric cable.
- No vehicle exceeding the permitted height limit is allowed. Jib, crane or similar attachments equipped on vehicles must be lowered and returned to its stowed positions after use as recommended by the manufacturers.



## 給駕駛者的安全貼士

### Safety Tips for Motorists

- 當駛近電車站安全島時，應留意是否有行人踏出或前往安全島、或從停定的電車後面走出來。
- 如電車站沒設有安全島，你必須在黃色「停車」線前停下，讓電車乘客橫過馬路上落電車，待所有乘客登上電車或抵達行人路後才可開車；但你仍需小心，提防有人趕乘電車而走出馬路。
- When approaching a tram island, look out for pedestrian crossing to or from the island as well as pedestrians who may appear behind the stationary tram.
- If there is no tram island, you must stop behind the yellow 'Stop' line and give way to pedestrians crossing to or from the tram. Wait until all passengers getting on the tram or arriving the pavement; and look out for people hurrying to catch the tram.

## 注意電車站

### Beware of tram stops



## 給行人/乘客的安全貼士

### Safety Tips for Pedestrians / Passengers

## 橫過電車軌

### Crossing tram tracks



行人過路處  
Pedestrian crossing



行人天橋  
Footbridge

- 部分行車線是電車和其他車輛共用。橫過電車軌時，要提防有其他車輛駛近。
- 不可貼近電車前後橫過馬路。
- 在前往電車站或登上電車時，要格外小心。
  - 如電車站設有安全島，應使用連接安全島的行人天橋或行人過路處往返電車站。
  - 如電車站並無安全島，應先在行人路上等候，待電車停定及其他車輛在黃色「停車」線前停下後，才可橫過馬路登上電車。同樣地，須確定路面情況安全，才可下車或橫過馬路。
- When crossing tram tracks, look out for other vehicles since some traffic lanes are used by both trams and other vehicles.
- Do not cross immediately behind or in front of a tram.
- Exercise extra care to reach a tram stop or a tram.
  - When reaching / leaving a tram stop located on an island, use a footbridge or pedestrian crossing connecting to the island.
  - If there is no island, wait on the pavement. Do not cross the road to reach the tram until it has stopped and other vehicles have also stopped behind the yellow 'Stop' line. Likewise, do not alight from the tram or cross the road until you are sure it is safe to do so.






## 給行人/乘客的安全貼士

Safety Tips for Pedestrians / Passengers

### 橫過輕鐵路軌

Crossing light rail tracks



「綠色人像」過路處  
'Green Man' crossings



行人隧道  
Subways



行人天橋  
Footbridges



- 橫過輕鐵路軌時，應使用行人過路設施，包括行人天橋、行人隧道、「綠色人像」過路處和無交通燈控制的行人輔助線。
- 在一些輕鐵站旁的不設交通燈的行人過路處，會設有「停步，看清楚」及「留意輕鐵」的交通標誌，並在路面髹上「望左」、「望右」的道路標記，提醒行人留意輕鐵車輛駛來的方向。為確保安全，橫過輕鐵路軌前應先在黃線後站定，即使認為沒有輕鐵車輛駛近，也應如此。站定後可以仔細看清楚四周情況，並且看得更遠。
- When crossing light rail tracks, use pedestrian crossing facilities including footbridges, subways, 'Green man' crossings and cautionary crossings.
- At pedestrian crossings without pedestrian lights, signs of "Stop, Look Around" and "Attention to Light Rail" as well as markings of "Look Left" and "Look Right" are normally provided to remind pedestrians to pay attention to the direction of coming LRV. To ensure safety, you should stop behind the yellow line before crossing even if you think no LRV is approaching. You can have a clearer view and can look much farther if you stop.





## 給騎單車者的安全貼士

Safety Tips for Cyclists

### 橫過輕鐵路軌

Crossing light rail tracks



- 給行人的安全貼士亦適用於你。
- 使用行人過路處橫過路軌時，必須下車，把單車推過路軌。
- 必須遵守行人交通燈號、交通標誌和道路標記。
- 在黃線後等候橫過輕鐵路軌時，別讓單車的任何部份越過黃線。
- 留意道路上的坑洞、排水渠、伸縮接縫、沙井蓋及路軌等。
- 預留充分的時間和空間把單車推過路軌，以策安全。
- The safety tips for pedestrians also apply to you.
- Get off your cycle and push it across the rail tracks when using pedestrian crossing.
- Obey traffic signals for pedestrians, traffic signs and road markings.
- When waiting behind the yellow line, do not let any part of your cycle go beyond the yellow line.
- Look out for potholes, drains, road expansion joints, covers and track, etc.
- Allow yourself more time and room to push and handle your cycle safely.

### 聯絡我們 Contact us

如對本道路安全通訊有任何意見，可與運輸署聯絡（電郵：[rssd@td.gov.hk](mailto:rssd@td.gov.hk)）。

If you have any comments on this Road Safety Bulletin, please contact Transport Department (email: [rssd@td.gov.hk](mailto:rssd@td.gov.hk)).