



本通訊已載於運輸署網頁以供瀏覽
This bulletin is available on TD's homepage

Road
Safety
Bulletin

60

道路安全通訊

<https://www.td.gov.hk>

迴旋處的使用

Use of Roundabouts



編輯
Editor



運輸署
Transport Department

<https://www.td.gov.hk>

出版
Published by



道路安全議會
The Road Safety Council

<http://www.roadsafety.gov.hk>

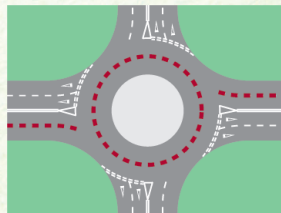


迴旋處的使用 Use of Roundabouts

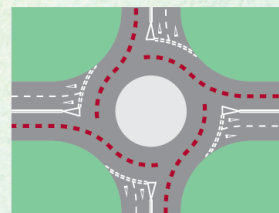
現時有傳統式和螺旋形兩種迴旋處。兩種迴旋處的使用方法是大致相同。

There are two types of roundabouts, conventional and spiral roundabouts. The rules of using both types of roundabouts are similar.

傳統式迴旋處
Conventional Roundabout



螺旋形迴旋處
Spiral Roundabout



無論何時何地，駕駛時應互相禮讓，顧及他人。

At all times and places, be courteous and considerate when driving.

- 1 當駛近迴旋處時，應減慢車速，盡早決定出口，並駛入適當的行車線。
- 2 當駛入迴旋處時，除非有道路標記另作指示，否則應讓路給迴旋處內從右方駛來的車輛，並須轉左。
- 3 在迴旋處內，應保持專注駕駛，留意並禮讓其他的車輛，特別是有意在臨近的出口離開的車輛。
- 1 When approaching a roundabout, reduce speed, decide as early as possible which exit to be taken and get into the appropriate lane.
- 2 When entering a roundabout, give way to any traffic on the immediate right inside the roundabout unless road markings indicate otherwise and turn left.
- 3 When on a roundabout, maintain driving attentively, look out for and show consideration to other vehicles, especially those intending to leave by the next exit.



- 4 當駛出迴旋處時，應注意即使迴旋處內的道路標記是有助你駛出，亦可能有車輛從左後方駛入或越過你的路線。
- 4 When leaving a roundabout, pay attention to any vehicles that may enter or cross your path from behind on the left even if the road marking is in your favour.

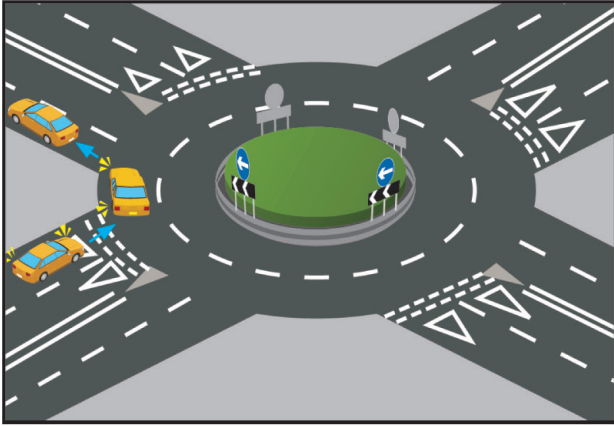


- 5 若錯過了出口，應繼續圍繞迴旋處行駛，直至再次駛近該出口，然後離開。
- 5 In case of missing the exit, continue to circle around the roundabout until reaching that exit again and leave.



使用迴旋處時的行車路線及車輛燈號

Routing and Signalling when Using Roundabouts



左轉

- 應從左線駛入，並發出左轉信號。
- 沿迴旋處的外線繼續行駛，並繼續發出左轉信號，然後離開。

Turning Left

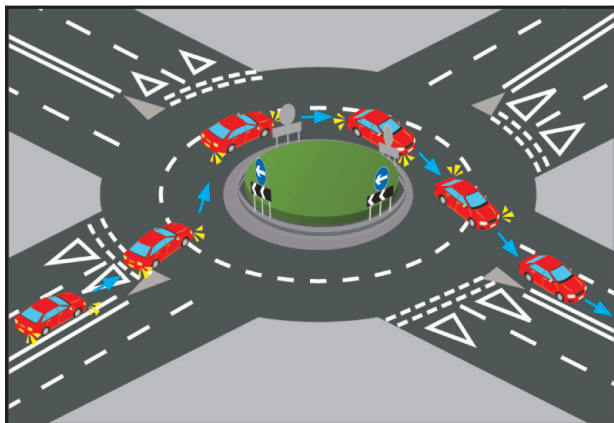
- Approach in the left lane and signal left.
- Keep travelling along the outer lane of the roundabout and continue to signal left to leave.

直駛

- 可從左線或右線駛入（如在三線迴旋處，可從左線或中線駛入），並不要發出信號。
- 在迴旋處內，繼續沿該線行駛。
- 經過選定的出口之前一個出口後，應發出左轉信號，然後離開。

Going Straight Ahead

- Approach in either the left or right lane (for 3-lane roundabout, left or middle lane) and do not signal.
- Keep to that lane on the roundabout.
- After passing the exit before the exit to be taken, signal left to leave.



右轉 / 掉頭

- 應從最右線駛入（如在三線迴旋處，可從右線或中線駛入），並發出右轉信號。
- 沿迴旋處的內線繼續行駛（如在三線迴旋處，則沿內線或中線），並繼續發出右轉信號。
- 經過選定的出口之前一個出口後，發出左轉信號，然後離開（如使用三線迴旋處的內線，在發出左轉信號時，可先轉往中線）。

Turning Right / U-Turning

- Approach in the right lane (for 3-lane roundabout, right or middle lane) and signal right.
- Keep travelling along the inner lane of the roundabout (for 3-lane roundabout, inner or middle lane) and continue to signal right.
- After passing the exit before the exit to be taken, signal left to leave (inner lane user of 3-lane roundabout may change to the middle lane first when signalling left).



發生交通意外後的應對 What To Do After a Traffic Accident



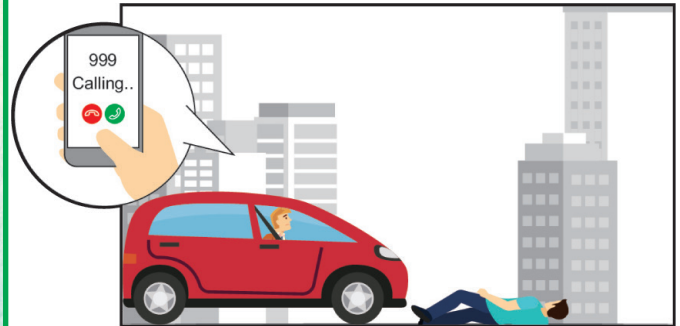
- 即使車輛毫無損毀，也要立即停車。
- 切勿逗留在行車道、車前或車後地方，以及不要忘記駛經車輛帶來的危險。
- Stop immediately even if the vehicle is not damaged.
- Do not stay at carriageway, in front or behind the vehicle, and never forget the danger of passing traffic.



- 立即亮起危險警告燈，以警告其他道路使用者。
- 在安全情況下才可離開車輛，並在安全地方（例如在防撞欄後面）等待救援。
- Turn on the hazard warning lights immediately to warn other road users.
- Leave the vehicle only if it is safe to do so and wait at a safe place (e.g. behind crash barriers) for help.



- 如意外只涉及車輛或財物輕微損毀而沒有人傷亡，可與其他有關司機商量處理意外事宜，而不必要向警方報告。在安全情況下，可將車輛駛至附近路旁的安全地方，以免造成交通阻塞。
- If the accident only involves slight damage to the vehicles or property without causing personal injury, discuss with other drivers involved to settle the accident without the need of reporting to the police. Move the vehicle to a nearby safe place so as to avoid obstruction to traffic, if possible.



- 如意外涉及有人傷亡，必須停車或保持停留不動，並立即致電 999 報警求助。
- 如果意外涉及有人死亡、嚴重受傷或有財物受嚴重損毀，切勿移動或干擾涉事的車輛，除非是為了救人、救火或應付緊急事件。
- If the accident involves personal injuries, stop or remain stationary and call 999 for seeking help from the police immediately.
- If the accident involves persons killed, serious injured or causes serious damage, do not move or interfere with any vehicle, except to save life, put out a fire or deal with any other emergency.

聯絡我們 Contact us

如對本道路安全通訊有任何意見，可與運輸署聯絡（電郵：rssd@td.gov.hk）。

If you have any comments on this Road Safety Bulletin, please contact Transport Department (email: rssd@td.gov.hk).