

# 交通運輸資料月報

Monthly Traffic and Transport Digest

二零零七年十一月

November 2007

有關本刊物的查詢，請聯絡：

**運輸署統計組**

地址：香港灣仔告士打道7號入境事務大樓38樓3812室

電話：(852)2294 2580      圖文傳真：(852)2511 6285

Enquiries about this publication can be directed to :

**Statistics Section**

**Transport Department**

Address : Room 3812, 38/F, Immigration Tower, 7 Gloucester Road ,Wan Chai, H.K.

Tel. No. : (852)2294 2580      Fax. No. : (852)2511 6285

本月報可在下列網址免費下載：

This digest can be downloaded free of charge from the following website :

運輸署網址      Website of the Transport Department : <http://www.td.gov.hk>

## 代號

月刊內各代號的含意如下：

|      |            |
|------|------------|
| #    | 臨時數字       |
| *    | 修訂數字       |
| §    | 在 ±0.5% 之內 |
| -    | 零或不適用      |
| N.A. | 沒有數字       |

## 數字的捨入

由於四捨五入關係，統計表內個別項目的數字加起來可能與總數略有出入。

## 簡稱

|                   |                  |
|-------------------|------------------|
| 九巴                | 九龍巴士(1933)有限公司   |
| 城巴 <sup>(1)</sup> | 城巴有限公司           |
| 新巴                | 新世界第一巴士服務有限公司    |
| 龍運                | 龍運巴士有限公司         |
| 新大嶼山巴士            | 新大嶼山巴士(1973)有限公司 |
| 地鐵                | 地鐵有限公司           |
| 九廣鐵路              | 九廣鐵路公司           |
| 電車                | 香港電車有限公司         |
| 機鐵                | 機場快線             |
| 小巴                | 公共小巴             |
| 綠巴                | 專線小巴             |
| 紅巴                | 紅色小巴             |
| 新渡輪               | 新世界第一渡輪服務有限公司    |
| 天星小輪              | 天星小輪有限公司         |
| 山頂纜車              | 山頂纜車有限公司         |

註：(1) 城巴專營 1 – 巴士專營權包括港島及過海線。

城巴專營 2 – 巴士專營權包括機場及北大嶼山線。

## Symbols

The following symbols are used throughout the digest :

|      |                        |
|------|------------------------|
| #    | Provisional figures    |
| *    | Revised figures        |
| §    | Within ±0.5%           |
| -    | Zero or Not applicable |
| N.A. | Not available          |

## Rounding of Figures

There may be a slight discrepancy between the sum of individual items and the total as shown in the tables owing to rounding.

## Abbreviations

|                        |                                     |
|------------------------|-------------------------------------|
| KMB                    | Kowloon Motor Bus Co. (1933) Ltd.   |
| Citybus <sup>(1)</sup> | Citybus Ltd.                        |
| NWFB                   | New World First Bus Services Ltd.   |
| LWB                    | Long Win Bus Co. Ltd.               |
| NLB                    | New Lantao Bus Co. (1973) Ltd.      |
| MTR                    | MTR Corporation Ltd.                |
| KCRC                   | Kowloon-Canton Railway Corporation  |
| Hongkong Tramways      | Hongkong Tramways Ltd.              |
| AEL                    | Airport Express Line                |
| PLB                    | Public Light Bus                    |
| GMB                    | Green Minibus                       |
| RMB                    | Red Minibus                         |
| New World First Ferry  | New World First Ferry Services Ltd. |
| “Star” Ferry           | The “Star” Ferry Co. Ltd.           |
| Peak Tramways          | Peak Tramways Co. Ltd.              |

Note : (1) Citybus –Franchise 1 Franchise for the bus routes on Hong Kong Island and cross-harbour routes.

Citybus –Franchise 2 Franchise for Airport and North Lantau bus network.

2007年11月的主要統計項目數字  
Key Statistics for November 2007

乘客 Passengers

公共交通乘客總人次(千次)  
Total Public Transport Patronage (Thousands)

357 659

公共交通平均每日乘客人次(千次)  
Average Daily Public Transport Patronage  
(Thousands)

11 922

與上年同月比較  
Compared with same month last year  
+ 2.0%

表Tables 2.1S, 2.1

隧道流量 Tunnel Flow

過海隧道總行車架次  
Total Vehicles Through Cross Harbour Tunnels

7 373 844

與上年同月比較  
Compared with same month last year  
+ 3.5%

表Tables 3.1S, 3.1(a)-3.1(c)

領牌車輛 Licensed Vehicles

已領牌車輛總數  
Total Licensed Vehicles

564 021

與上年同月比較  
Compared with same month last year  
+ 2.4%

表Tables 4.1S, 4.1(a)

交通意外 Traffic Accidents

道路交通意外總宗數  
Total Number of Road Traffic Accidents

1 227

與上年同月比較  
Compared with same month last year  
+ 0.5%

表Table 7.1

過境車輛 Cross Boundary Vehicles

所有關卡過境車輛  
Cross Boundary Vehicles at All Crossings

1 321 021

與上年同月比較  
Compared with same month last year  
+ 3.9%

表Tables 8.1(a)-8.1(e)

陸路抵港及離港人數 Arrivals & Departures by Land

陸路抵港及離港人數  
Total Number of  
Arrivals and Departures by Land

13 560 084

與上年同月比較  
Compared with same month last year  
+ 10.9%

表Table 8.2

# 目錄

# CONTENTS

| <u>圖表</u>   |                               | <u>Tables and Charts</u> |  | 頁數          |
|-------------|-------------------------------|--------------------------|--|-------------|
|             |                               |                          |  | <u>Page</u> |
| <b>第一組：</b> | <b>一些有關交通的主要指標</b>            | <b>Section 1：</b>        | <b>Selected Key Indicators on Transport</b>  |             |
| 表 1.1       | 公共交通乘客人次、道路、車輛擁有率及交通意外的主要統計數字 | Table 1.1                | Key Statistics on Public Transport Patronage, Road Length, Vehicle Ownership and Road Accident | 1           |
| <b>第二組：</b> | <b>公共交通統計數字</b>               | <b>Section 2：</b>        | <b>Public Transport Statistics</b>   |             |
| 表 2.1S      | 按公共交通營辦商劃分的公共交通平均每日乘客人次       | Table 2.1S               | Average Daily Public Transport Passenger by Public Transport Operator                          | 2           |
| 表 2.1       | 公共交通乘客人次                      | Table 2.1                | Passenger Journeys by Public Transport Operator  | 4           |
| 表 2.2       | 按營辦商劃分的公共交通營運統計數字             | Table 2.2                | Operating Statistics by Public Transport Operator  | 8           |
| 圖 2.1       | 按固定路線的公共交通營辦商劃分的乘客人次數字        | Chart 2.1                | Number of Passenger Journeys by Fixed Route Public Transport Operator                          | 10          |
| 圖 2.2       | 按月劃分的平均每日公共交通乘客人次數字趨勢         | Chart 2.2                | Trend of Average Daily Public Transport Passenger Journeys by Month                            | 11          |
| 圖 2.3       | 按月劃分的專營巴士平均每日乘客人次數字趨勢         | Chart 2.3                | Trend of Average Daily Passenger Journeys of Franchised Buses by Month                         | 12          |
| 圖 2.4       | 按月劃分的地鐵平均每日乘客人次數字趨勢           | Chart 2.4                | Trend of Average Daily Passenger Journeys of MTR by Month                                      | 12          |
| 圖 2.5       | 按月劃分的東鐵平均每日乘客人次數字趨勢           | Chart 2.5                | Trend of Average Daily Passenger Journeys of East Rail by Month                                | 12          |
| 圖 2.6       | 按月劃分的渡輪平均每日乘客人次數字趨勢           | Chart 2.6                | Trend of Average Daily Passenger Journeys of Ferries by Month                                  | 12          |
| 圖 2.7       | 按公共交通分類的平均每日乘客人次分佈            | Chart 2.7                | Distribution of Average Daily Public Transport Passenger by Mode                               | 13          |
| 表 2.3       | 地鐵及專營巴士的乘客人次                  | Table 2.3                | Public Transport Passenger Journeys of MTR and Franchised Buses                                | 14          |
| 表 2.4       | 選定公共交通營辦商的過海乘客人次              | Table 2.4                | Cross Harbour Passenger Journeys of Selected Public Transport Operators                        | 15          |

### 第三組： 隧道、青嶼幹線及汽車渡輪統計數字

表 3.1S 隧道汽車流量、青嶼幹線汽車流量及汽車渡輪服務  
(簡要數字)

#### 過海隧道交通及汽車渡輪服務交通

表 3.1 (a) 海底隧道

表 3.1 (b) 東區海底隧道

表 3.1 (c) 西區海底隧道

表 3.1 (d) 汽車渡輪服務

#### 非過海隧道交通

表 3.2 (a) 獅子山隧道

表 3.2 (b) 香港仔隧道

表 3.2 (c) 城門隧道

表 3.2 (d) 將軍澳隧道

表 3.2 (e) 大老山隧道

表 3.2 (f) 啓德隧道

表 3.2 (g) 大欖隧道

表 3.2 (h) 愉景灣隧道及連接道路

#### 青嶼幹線交通

表 3.3 青嶼幹線

圖 3.1 隧道交通流量

表 3.4 行車隧道及青嶼幹線每小時最高定向交通量

表 3.5 快易通使用報告

### 第四組： 車輛登記、領牌及檢驗統計數字

表 4.1S 按車輛種類劃分的車輛登記及領牌數字(簡要數字)

表 4.1 (a) 按車輛種類劃分的車輛登記及領牌統計數字

圖 4.1 已領牌的機動車輛類別

### Section 3 : Tunnel, Lantau Link and Vehicular Ferry Services Statistics

Table 3.1S Vehicular Traffic Through Tunnels, Lantau Link and Vehicular Ferry Services (Summary figures) 16

#### Vehicular Traffic through Cross Harbour Tunnels and Vehicular Ferry Service

Table 3.1 (a) Cross Harbour Tunnel 17

Table 3.1 (b) Eastern Harbour Crossing 19

Table 3.1 (c) Western Harbour Crossing 21

Table 3.1 (d) Vehicular Ferry Services 23

#### Vehicular Traffic through Non-Cross Harbour Tunnels

Table 3.2 (a) Lion Rock Tunnel 24

Table 3.2 (b) Aberdeen Tunnel 25

Table 3.2 (c) Shing Mun Tunnels 26

Table 3.2 (d) Tseung Kwan O Tunnel 27

Table 3.2 (e) Tate's Cairn Tunnel 28

Table 3.2 (f) Kai Tak Tunnel 30

Table 3.2 (g) Tai Lam Tunnel 31

Table 3.2 (h) Discovery Bay Tunnel Link 33

#### Vehicular Traffic through Lantau Link

Table 3.3 Lantau Link 34

Chart 3.1 Vehicular Traffic Through Tunnels 35

Table 3.4 Greatest Directional Hourly Flow in Road Tunnels and Lantau Link 36

Table 3.5 Autotoll Utilization Report 37

### Section 4 : Vehicle Registration, Licensing, Inspection and Examination Statistics

Table 4.1S Registration and Licensing of Vehicles by Class of Vehicles (Summary figures) 38

Table 4.1 (a) Registration and Licensing of Vehicles by Class of Vehicles 39

Chart 4.1 Licensing of Motorised Vehicles by Type 50

|                            |                                    |   |   |    |
|----------------------------|------------------------------------|---|---|----|
| 表 4.1 (b)                  | 拖頭及拖架的登記及領牌數字                      | Table 4.1 (b)   | Registration and Licensing of Tractors and Trailers   | 51 |
| 表 4.2                      | 按引擎汽缸容量劃分的私家車登記統計數字                | Table 4.2   | Registered Private Cars by Engine Size  | 52 |
| 表 4.3                      | 按認可車輛總重量劃分的貨車及特別用途車輛統計數字           | Table 4.3   | Goods Vehicles and Special Purpose Vehicles by Permitted Gross Vehicle Weight   | 52 |
| 表 4.4                      | 按燃料種類劃分的車輛登記及發牌統計數字                | Table 4.4   | Registration and Licensing of Vehicles by Fuel Type   | 53 |
| 表 4.5                      | 驗車中心驗車數字                           | Table 4.5   | Vehicle Inspections at Vehicle Examination Centres  | 55 |
| <b>第五組： 駕駛執照、違例駕駛及檢控數字</b> |                                    | <b>Section 5 : Driving Licences, Offence and Prosecution Statistics</b> |   |    |
| 表 5.1 (a)                  | 月底駕駛執照持有人統計數字                      | Table 5.1 (a)   | Driving Licence Holders Statistics as at End of the Month   | 57 |
| 表 5.1 (b)                  | 月底按車輛種類劃分的正式及學習駕駛執照統計數字            | Table 5.1 (b)   | Breakdown of Full and Learner's Driving Licence by Vehicle Class as at End of the Month   | 57 |
| 表 5.1 (c)                  | 月底按車輛種類劃分的暫准駕駛執照統計數字               | Table 5.1 (c)   | Breakdown of Probationary Driving Licence as at End of the Month  | 58 |
| 表 5.1 (d)                  | 月內按車輛種類劃分已簽發 / 批核的正式駕駛執照數目         | Table 5.1 (d)   | Number of Full Driving Licences Issued / Endorsed by Vehicle Class During the Month   | 58 |
| 表 5.1 (e)                  | 月內按車輛種類劃分已簽發 / 批核的暫准駕駛執照數目         | Table 5.1 (e)   | Number of Probationary Driving Licences Issued / Endorsed During the Month  | 59 |
| 表 5.1 (f)                  | 月內簽發的學習駕駛執照及駕駛測驗表格數目               | Table 5.1 (f)   | Issue of Learner's Driving Licences and Test Forms During the Month   | 59 |
| 表 5.2                      | 月內按考試類別劃分之計劃及已進行的駕駛考試次數            | Table 5.2   | Driving Tests Planned and Conducted During the Month by Type of Test  | 60 |
| 表 5.3 (a)                  | 月底時按考試類別及地區劃分的駕駛考試輪候時間<br>— 政府考試中心 | Table 5.3 (a)   | Waiting Time for Driving Tests as at End of the Month by Type of Test by Region<br>- Government Test Centres                    | 63 |
| 表 5.3 (b)                  | 月底時按考試類別及試場劃分的駕駛考試輪候時間<br>— 香港駕駛學院 | Table 5.3 (b)   | Waiting Time for Driving Tests as at End of the Month by Type of Test by Test Centre Location<br>- Hong Kong School of Motoring | 64 |
| 表 5.3 (c)                  | 月底時按考試類別劃分的駕駛考試輪候時間<br>— 觀塘駕駛學院    | Table 5.3 (c)   | Waiting Time for Driving Tests as at End of the Month by Type of Test<br>- Kwun Tong Driving School                             | 65 |
| 表 5.4                      | 違例駕駛記分制統計數字                        | Table 5.4   | Statistics of Driving Offence Points System   | 66 |
| <b>第六組： 泊車統計數字</b>         |                                    | <b>Section 6 : Parking Statistics</b>                                   |   |    |
| 表 6.1                      | 政府多層停車場泊車統計數字                      | Table 6.1   | Government Multi-storey Car Park Statistics   | 67 |
| 表 6.2                      | 設有收費錶的路旁停車位統計數字                    | Table 6.2   | Metered Parking Space Statistics  | 68 |

|                         |                         |   |  |    |
|-------------------------|-------------------------|---|--|----|
| 表 6.3                   | 泊車轉乘停車場泊車統計數字 (上水火車站)   | Table 6.3   | Car Park Statistics on the Park and Rides Site (Sheung Shui KCR Station)               | 68 |
| <b>第七組： 道路交通意外統計數字</b>  |                         | <b>Section 7： Road Traffic Accident Statistics</b>                |  |    |
| 表 7.1                   | 按意外嚴重程度及碰撞類別劃分的道路交通意外統計 | Table 7.1   | Road Traffic Accident Statistics by Severity of Accident and Vehicle Collision Type    | 69 |
| 圖 7.1                   | 每月道路交通意外趨勢              | Chart 7.1   | Trend of Monthly Total Road Traffic Accidents  | 70 |
| 表 7.2                   | 按車輛類別劃分所涉及車輛意外數字        | Table 7.2   | Vehicle Involvements by Class  | 71 |
| 表 7.3                   | 道路交通意外涉及傷亡人數            | Table 7.3   | Casualties Involved in Road Traffic Accidents  | 72 |
| 圖 7.2                   | 每月道路交通意外死亡趨勢            | Chart 7.2   | Trend of Monthly Total Road Traffic Fatal Accidents                                    | 73 |
| <b>第八組： 過境車輛交通及旅客人數</b> |                         | <b>Section 8： Cross Boundary Vehicular Traffic and Passengers</b> |  |    |
| 表 8.1 (a)               | 文錦渡關卡車輛交通               | Table 8.1 (a)   | Man Kam To Crossing Vehicular Traffic  | 74 |
| 表 8.1 (b)               | 沙頭角關卡車輛交通               | Table 8.1 (b)   | Sha Tau Kok Crossing Vehicular Traffic   | 75 |
| 表 8.1 (c)               | 落馬洲關卡車輛交通               | Table 8.1 (c)   | Lok Ma Chau Crossing Vehicular Traffic   | 76 |
| 表 8.1 (d)               | 深圳灣關卡車輛交通               | Table 8.1 (d)   | Shenzhen Bay Crossing Vehicular Traffic  | 77 |
| 表 8.1 (e)               | 所有關卡車輛交通                | Table 8.1 (e)   | All Crossings Vehicular Traffic  | 78 |
| 圖 8.1                   | 過境車輛交通趨勢                | Chart 8.1   | Trend of Cross Boundary Vehicular Traffic  | 79 |
| 表 8.2                   | 按出入境管制站劃分的抵港及離港人數       | Table 8.2   | Arrivals and Departures by Control Point   | 80 |
| 圖 8.2                   | 羅湖車站平均每日抵港及離港旅客人次       | Chart 8.2   | Average Daily Number of Passenger Arrivals and Departures at Lo Wu Terminal            | 82 |
| 圖 8.3                   | 落馬洲管制站平均每日抵港及離港旅客人次     | Chart 8.3   | Average Daily Number of Passenger Arrivals and Departures at Lok Ma Chau Control Point | 82 |
| 圖 8.4                   | 文錦渡管制站平均每日抵港及離港旅客人次     | Chart 8.4   | Average Daily Number of Passenger Arrivals and Departures at Man Kam To Control Point  | 82 |
| 圖 8.5                   | 沙頭角管制站平均每日抵港及離港旅客人次     | Chart 8.5   | Average Daily Number of Passenger Arrivals and Departures at Sha Tau Kok Control Point | 82 |
| 表 8.3                   | 落馬洲 — 皇崗過境穿梭巴士<br>乘客人數  | Table 8.3   | Passenger of Lok Ma Chau – Huanggang<br>Cross Boundary Shuttle Bus Service             | 83 |
| <b>第九組： 消費物價指數</b>      |                         | <b>Section 9： Consumer Price Index</b>                            |  |    |
| 表 9.1                   | 消費物價指數                  | Table 9.1   | Consumer Price Indexes   | 84 |
| 表 9.2                   | 綜合消費物價指數交通組別            | Table 9.2   | Composite Consumer Price Index for Transport Section                                   | 85 |
| 表 9.3                   | 甲類消費物價指數交通組別            | Table 9.3   | Consumer Price Index (A) for Transport Section   | 86 |

**第一組：一些有關交通的主要指標**  
**Section 1 : Selected Key Indicators on Transport**

**表1.1 : 公共交通乘客人次、道路、車輛擁有率及交通意外的主要統計數字**

**Table 1.1 : Key Statistics on Public Transport Patronage, Road Length, Vehicle Ownership and Road Accident**

2007/11

| 年<br>Year | 每日平均公共<br>交通乘客人次 <sup>(1)(3)(4)</sup><br>Average Daily<br>Public Transport<br>Patronage <sup>(1)(3)(4)</sup> | 道路總長度 <sup>(2)</sup><br>Total Public<br>Road length (km) <sup>(2)</sup> | 每千人<br>道路總長度 <sup>(2)(5)</sup><br>Length of<br>Public Roads (km)<br>per 1 000<br>Population <sup>(2)(5)</sup> | 每千人<br>車輛<br>擁有率 <sup>(2)(5)</sup><br>Motor Vehicles<br>per 1 000<br>Population <sup>(2)(5)</sup> | 每千人<br>私家車<br>擁有率 <sup>(2)(5)</sup><br>Private Cars<br>per 1 000<br>Population <sup>(2)(5)</sup> | 交通意外傷亡率 <sup>(1)</sup><br>Casualties Involved in Road Accidents <sup>(1)</sup> |         |                                  |         |
|-----------|--|---|---|---|--|--|---------|----------------------------------|---------|
|           |  |   |   |   |  | 每千人 <sup>(5)</sup><br>per 1 000 Population <sup>(5)</sup>                      |         | 每千車輛<br>per 1 000 Motor Vehicles |         |
|           |  |   |   |   |  | 死亡   | 受傷      | 死亡                               | 受傷      |
|           |  |   |   |   |  | Killed   | Injured | Killed                           | Injured |
| 2000      | 10 525 000   | 1 904   | 0.284   | 77.0  | 49.5   | 0.026  | 2.889   | 0.334                            | 37.653  |
| 2001      | 10 683 000   | 1 911   | 0.284   | 78.1  | 50.6   | 0.026  | 3.000   | 0.331                            | 38.583  |
| 2002      | 10 879 000   | 1 924   | 0.286   | 78.1  | 50.7   | 0.025  | 3.029   | 0.326                            | 38.904  |
| 2003      | 10 465 000   | 1 934   | 0.286   | 77.5  | 50.1   | 0.030  | 2.690   | 0.386                            | 34.629  |
| 2004      | 11 046 000   | 1 944   | 0.286   | 78.4  | 50.7   | 0.024  | 2.836   | 0.314                            | 36.420  |
| 2005      | 11 171 000   | 1 955   | 0.286   | 79.1  | 51.3   | 0.022  | 2.799   | 0.281                            | 35.502  |
| 2006      | 11 365 000   | 1 984   | 0.287   | 80.0  | 52.2   | 0.021  | 2.731   | 0.264                            | 34.277  |

- 註： (1) 期內數字  
(2) 期末數字  
(3) 公共交通包括專營巴士、地鐵、九廣鐵路東鐵、西鐵及輕鐵、電車、山頂纜車、公共小巴、居民巴士、渡輪、輕鐵接駁巴士及的士。  
(4) 因應的士及紅色小巴乘客人次的修訂，1989年1月至2004年11月的總公共交通乘客人次已於2005年2月修訂。  
(5) 應用於本表內由2001至2006年的人口數字與載於本月刊2006年12月號及較早期號的數字或有不同，這主要是由於2006年中期人口統計結果為人口數據提供最新基準資料。

- Notes : (1) Figures within the period.  
(2) Figures as at end of the period.  
(3) Public transport includes Franchised Buses, MTR, KCRC East Rail, West Rail and Light Rail, HK Tramways, Peak Tramways, Public Light Buses, Residents' Services, Ferries, Light Rail Transit Feeder Buses and Taxis.  
(4) The whole series of total public transport patronage figures for the period from January 1989 to November 2004 was revised in February 2005 owing to the revisions in taxi and RMB patronage.  
(5) Population figures for 2001 to 2006 presented in this table may be different from those presented in the December 2006 issue and earlier issues of this publication owing basically to the availability of up-to-date benchmark population data based on the results of the 2006 Population By-census.



**第二組：公共交通統計數字**  
**Section 2 : Public Transport Statistics**

2007/11

**表 2.1S : 按公共交通營辦商劃分的公共交通平均每日乘客人次**

千次

**Table 2.1S : Average Daily Public Transport Passenger by Public Transport Operator**

(thousands)

| 年 / 月<br>Year/Month | 專營巴士 Franchised Buses |               |              |             |               |                 | 鐵路 Railways                                     |   |   |   |                    |                            |                              |
|---------------------|-----------------------|---------------|--------------|-------------|---------------|-----------------|---|---|---|---|--------------------|----------------------------|------------------------------|
|                     | 九巴<br>KMB             | 城巴<br>Citybus | 新巴<br>NWFb   | 龍運<br>LWB   | 新大嶼山巴士<br>NLB | 小計<br>Sub-total | 地鐵<br>MTR                                       |   | 九廣鐵路<br>KCRC                                  |   |                    | 電車<br>Hongkong<br>Tramways | 小計<br>Sub-total              |
|                     |                       |               |              |             |               |                 | 本地線 <sup>(1)</sup><br>Local Line <sup>(1)</sup> | 機場快線 <sup>(2)</sup><br>AEL <sup>(2)</sup> | 東鐵 <sup>(3)</sup><br>East Rail <sup>(3)</sup> | 西鐵 <sup>(4)</sup><br>West Rail <sup>(4)</sup> | 輕便鐵路<br>Light Rail |                            |                              |
|                     |                       |               |              |             |               |                 |   |   |   |   |                    |                            |                              |
| <b>2002</b>         | <b>3 107.8</b>        | <b>603.8</b>  | <b>535.5</b> | <b>55.6</b> | <b>24.5</b>   | <b>4 327.3</b>  | <b>2 129.3</b>                                  | <b>23.2</b>                               | <b>812.2</b>                                  | <b>-</b>                                      | <b>313.6</b>       | <b>238.7</b>               | <b>3 517.0</b>               |
| <b>2003</b>         | <b>2 905.5</b>        | <b>568.0</b>  | <b>494.6</b> | <b>52.8</b> | <b>26.5</b>   | <b>4 047.5</b>  | <b>2 110.7</b>                                  | <b>18.8</b>                               | <b>763.4</b>                                  | <b>105.7<sup>(5)</sup></b>                    | <b>291.4</b>       | <b>223.7</b>               | <b>3 411.6<sup>(5)</sup></b> |
| <b>2004</b>         | <b>2 906.7</b>        | <b>576.0</b>  | <b>504.5</b> | <b>60.9</b> | <b>32.9</b>   | <b>4 081.0</b>  | <b>2 277.5</b>                                  | <b>21.9</b>                               | <b>803.5</b>                                  | <b>130.6</b>                                  | <b>359.8</b>       | <b>232.0</b>               | <b>3 825.3</b>               |
| <b>2005</b>         | <b>2 767.0</b>        | <b>561.9</b>  | <b>486.2</b> | <b>66.6</b> | <b>36.6</b>   | <b>3 918.2</b>  | <b>2 350.6</b>                                  | <b>23.3</b>                               | <b>895.9</b>                                  | <b>177.4</b>                                  | <b>373.0</b>       | <b>230.7</b>               | <b>4 050.9</b>               |
| <b>2006</b>         | <b>2 761.3</b>        | <b>569.2</b>  | <b>501.6</b> | <b>72.6</b> | <b>38.5</b>   | <b>3 943.2</b>  | <b>2 374.7</b>                                  | <b>26.2</b>                               | <b>922.0</b>                                  | <b>197.9</b>                                  | <b>373.7</b>       | <b>230.0</b>               | <b>4 124.6</b>               |
| 2006 / 06           | 2 699.6               | 558.0         | 491.1        | 72.3        | 36.6          | 3 857.5         | 2 327.0   | 24.1                                      | 880.0   | 193.3   | 377.2              | 220.1                      | 4 021.7                      |
| 07                  | 2 710.7               | 568.0         | 498.7        | 74.2        | 38.4          | 3 890.1         | 2 391.8   | 26.4                                      | 903.5   | 195.2   | 373.1              | 217.4                      | 4 107.3                      |
| 08                  | 2 732.9               | 577.3         | 501.9        | 76.0        | 38.4          | 3 926.5         | 2 461.1   | 25.5                                      | 927.9   | 200.1   | 360.9              | 221.2                      | 4 196.7                      |
| 09                  | 2 805.6               | 572.8         | 511.8        | 73.5        | 36.1          | 3 999.8         | 2 418.7   | 25.7                                      | 918.6   | 206.0   | 387.2              | 226.4                      | 4 182.6                      |
| 10                  | 2 811.5               | 584.8         | 517.3        | 74.8        | 41.3          | 4 029.7         | 2 380.0   | 29.6                                      | 941.5   | 206.4   | 383.6              | 234.2                      | 4 175.3                      |
| 11                  | 2 837.7               | 584.3         | 519.1        | 74.7        | 41.7          | 4 057.5         | 2 457.9   | 26.6                                      | 943.6   | 210.8   | 384.3              | 236.9                      | 4 260.1                      |
| 12                  | 2 804.4               | 590.6         | 515.7        | 76.4        | 39.4          | 4 026.4         | 2 511.3   | 31.3                                      | 962.3   | 209.1   | 370.3              | 244.3                      | 4 328.5                      |
| 2007 / 01           | 2 765.5               | 565.7         | 506.4        | 72.0        | 38.5          | 3 948.2         | 2 414.1   | 26.8                                      | 926.3   | 205.7   | 370.1              | 231.3                      | 4 174.3                      |
| 02                  | 2 782.3               | 575.2         | 506.4        | 74.9        | 42.3          | 3 981.1         | 2 397.9   | 25.2                                      | 953.5   | 206.2   | 364.3              | 233.4                      | 4 180.4                      |
| 03                  | 2 803.5               | 574.6         | 513.6        | 73.0        | 37.9          | 4 002.6         | 2 428.1   | 26.5                                      | 930.9   | 210.1   | 370.7              | 233.0                      | 4 199.4                      |
| 04                  | 2 678.9               | 554.3         | 490.5        | 76.4        | 39.8          | 3 840.0         | 2 250.2   | 30.5                                      | 925.1   | 198.7   | 351.5              | 222.0                      | 3 978.1                      |
| 05                  | 2 733.2               | 564.5         | 500.8        | 72.9        | 38.7          | 3 910.1         | 2 354.5   | 24.9                                      | 901.9   | 205.0   | 374.0              | 221.9                      | 4 082.1                      |
| 06                  | 2 715.1               | 561.7         | 493.7        | 74.9        | 39.1          | 3 884.5         | 2 385.0   | 26.4                                      | 898.2   | 205.3   | 375.7              | 211.7                      | 4 102.3                      |
| 07                  | 2 728.8               | 589.1         | 504.5        | 78.4        | 47.1          | 3 947.9         | 2 493.6   | 27.9                                      | 932.7   | 209.0   | 371.8              | 212.4                      | 4 247.3                      |
| 08                  | 2 691.4               | 577.7         | 491.3        | 79.1        | 46.7          | 3 886.2         | 2 528.4   | 29.0                                      | 951.5   | 211.6   | 356.4              | 208.7                      | 4 285.5                      |
| 09                  | 2 819.7               | 584.0         | 512.3        | 76.4        | 48.4          | 4 040.8         | 2 452.3   | 27.8                                      | 961.9   | 219.6   | 388.4              | 221.7                      | 4 271.7                      |
| 10                  | 2 808.2               | 589.7         | 515.0        | 77.3        | 49.9          | 4 040.2         | 2 484.0   | 31.7                                      | 975.0   | 221.2   | 383.0              | 225.8                      | 4 320.8                      |
| 11                  | 2 843.0               | 593.3         | 522.1        | 76.1        | 49.8          | 4 084.4         | 2 545.4   | 28.7                                      | 990.3   | 225.4   | 381.5              | 234.6                      | 4 405.9                      |

註： (1) 地鐵本地線包括觀塘線、荃灣線、港島線、東涌線、將軍澳線及迪士尼線。迪士尼線在2005年8月1日開辦。  
 (2) 機場快線博覽館站在2005年12月20日啓用。  
 (3) 九廣鐵路東鐵包括馬鞍山鐵路及落馬洲支線。九廣鐵路東鐵尖東站在2004年10月24日啓用。馬鞍山鐵路在2004年12月21日開辦。落馬洲支線在2007年8月15日啓用。  
 (4) 九廣鐵路西鐵在2003年12月20日開辦。  
 (5) 由於九廣鐵路西鐵於2003年只營辦了12天，因此個別鐵路的平均每日乘客人次的數字加起來不等於鐵路的小計。

Notes : (1) MTR Local Line includes Kwun Tong Line, Tsuen Wan Line, Island Line, Tung Chung Line, Tseung Kwan O Line and Disneyland Resort Line. Disneyland Resort Line was introduced on 1.8.2005.  
 (2) AsiaWorld-Expo Station of MTR AEL was introduced on 20.12.2005.  
 (3) KCRC East Rail includes Ma On Shan Rail and Lok Ma Chau Spur Line. KCRC East Tsim Sha Tsui Station of East Rail was introduced on 24.10.2004. KCRC Ma On Shan Rail was introduced on 21.12.2004. Lok Ma Chau spur Line was introduced on 15.8.2007.  
 (4) KCRC West Rail was introduced on 20.12.2003.  
 (5) The average daily patronage figures for individual rails do not add up to the sub-total of railways since KCRC West Rail only operated for 12 days in 2003.

表 2.1S (續)  
Table 2.1S (cont'd)

| 年 / 月<br>Year/Month | 公共小巴 Public Light Buses |   |                 | 渡輪 Ferries                      |                      |                           |                 | 的士 <sup>(7)</sup><br>Taxis <sup>(7)</sup> | 居民巴士 <sup>(8)</sup><br>Residents'<br>Services <sup>(8)</sup> | 九廣鐵路<br>輕鐵接駁巴士<br>KCRC Light Rail<br>Transit Feeder Bus | 山頂纜車<br>Peak<br>Tramways | 總計 <sup>(9)</sup><br>Total <sup>(9)</sup> | 當年/月日數<br>No. of days in<br>the year/month |
|---------------------|-------------------------|---|-----------------|---------------------------------|----------------------|---------------------------|-----------------|---|--|---|--------------------------|---|--|
|                     | 專線小巴<br>GMB             | 紅色小巴 <sup>(6)</sup><br>RMB <sup>(6)</sup> | 小計<br>Sub-total | 新渡輪<br>New World<br>First Ferry | 天星小輪<br>"Star" Ferry | 持牌渡輪<br>Licensed<br>Ferry | 小計<br>Sub-total |   |  |   |                          |   |  |
| 2002                | 1 148.1                 | 506.9                                     | 1 655.0         | 40.8                            | 78.6                 | 31.4                      | 150.7           | 979.4                                     | 169.8  | 70.0  | 10.2                     | 10 879.3                                  | 365  |
| 2003                | 1 142.8                 | 488.3                                     | 1 631.0         | 38.7                            | 74.8                 | 32.8                      | 146.3           | 975.3                                     | 173.9  | 71.0  | 8.5                      | 10 465.1                                  | 365  |
| 2004                | 1 239.8                 | 469.5                                     | 1 709.3         | 39.7                            | 80.7                 | 34.6                      | 155.0           | 1 032.3                                   | 177.4  | 54.8  | 11.2                     | 11 046.4                                  | 366  |
| 2005                | 1 306.2                 | 453.2                                     | 1 759.4         | 39.1                            | 79.3                 | 35.2                      | 153.6           | 1 026.0                                   | 177.6  | 74.5  | 10.8                     | 11 170.8                                  | 365  |
| 2006                | 1 365.6                 | 434.5                                     | 1 800.1         | 39.5                            | 79.7                 | 35.1                      | 154.2           | 1 067.1                                   | 181.0  | 82.4  | 12.1                     | 11 364.8                                  | 365  |
| 2006 / 06           | 1 361.9                 | 446.6                                     | 1 808.5         | 36.2                            | 72.9                 | 33.7                      | 142.8           | 1 073.7                                   | 188.0  | 82.5  | 9.9                      | 11 184.7                                  | 30   |
| 07                  | 1 370.7                 | 434.0                                     | 1 804.7         | 38.5                            | 80.0                 | 32.1                      | 150.6           | 1 108.9                                   | 177.9  | 78.9  | 13.0                     | 11 331.3                                  | 31   |
| 08                  | 1 372.5                 | 443.4                                     | 1 815.8         | 40.6                            | 81.5                 | 32.9                      | 155.0           | 1 081.8                                   | 179.9  | 78.1  | 14.8                     | 11 448.6                                  | 31   |
| 09                  | 1 402.7                 | 440.5                                     | 1 843.2         | 37.8                            | 74.2                 | 34.0                      | 146.0           | 1 083.7                                   | 182.5  | 87.3  | 11.6                     | 11 536.7                                  | 30   |
| 10                  | 1 397.2                 | 416.6                                     | 1 813.8         | 42.1                            | 82.5                 | 38.1                      | 162.7           | 1 089.0                                   | 178.2  | 88.5  | 13.8                     | 11 551.0                                  | 31   |
| 11                  | 1 404.6                 | 437.6                                     | 1 842.3         | 40.3                            | 82.4                 | 36.8                      | 159.5           | 1 083.2                                   | 182.8  | 89.5  | 12.9                     | 11 687.7                                  | 30   |
| 12                  | 1 382.2                 | 419.8                                     | 1 802.0         | 40.9                            | 87.2                 | 36.6                      | 164.7           | 1 088.2                                   | 175.3  | 84.9  | 15.6                     | 11 685.7                                  | 31   |
| 2007 / 01           | 1 382.2 #               | 430.4                                     | 1 812.6 #       | 37.9                            | 70.6                 | 35.2                      | 143.7           | 1 051.5                                   | 176.4 #  | 87.7  | 12.9                     | 11 407.1 #                                | 31   |
| 02                  | 1 388.0 #               | 414.0                                     | 1 802.1 #       | 41.1                            | 71.1                 | 35.8                      | 148.0           | 1 105.8                                   | 173.8 #  | 83.2  | 14.6                     | 11 488.9 #                                | 28   |
| 03                  | 1 388.1 #               | 434.6                                     | 1 822.6 #       | 39.4                            | 70.7                 | 35.9                      | 146.1           | 1 102.2                                   | 183.9 #  | 89.1  | 11.5                     | 11 557.4 #                                | 31   |
| 04                  | 1 357.2 #               | 403.8                                     | 1 761.1 #       | 42.9                            | 69.3                 | 37.4                      | 149.7           | 1 042.5                                   | 182.7 #  | 84.0  | 12.2                     | 11 050.3 #                                | 30   |
| 05                  | 1 382.1 #               | 422.2                                     | 1 804.3 #       | 41.0                            | 66.7                 | 36.3                      | 144.0           | 1 070.5                                   | 179.7 #  | 89.3  | 12.7                     | 11 292.8 #                                | 31   |
| 06                  | 1 396.5 #               | 423.1                                     | 1 819.6 #       | 38.2                            | 62.3                 | 34.8                      | 135.3           | 1 117.6                                   | 183.6 #  | 87.9  | 11.8                     | 11 342.7 #                                | 30   |
| 07                  | 1 407.0 #               | 415.0                                     | 1 821.9 #       | 41.3                            | 75.1                 | 34.1                      | 150.5           | 1 154.9 #                                 | 177.6 #  | 86.1  | 15.0                     | 11 601.2 #                                | 31   |
| 08                  | 1 383.4 #               | 421.9                                     | 1 805.3 #       | 40.6                            | 70.7                 | 34.2                      | 145.4           | 1 118.3 #                                 | 175.2 #  | 82.8  | 15.4                     | 11 514.1 #                                | 31   |
| 09                  | 1 427.6 #               | 404.3                                     | 1 832.0 #       | 40.8                            | 67.0                 | 37.2                      | 145.0           | 1 104.5 #                                 | 182.6 #  | 94.2  | 12.2                     | 11 683.0 #                                | 30   |
| 10                  | 1 429.4 #               | 402.8                                     | 1 832.2 #       | 41.7                            | 72.4                 | 38.9 *                    | 153.0 *         | 1 116.3 #                                 | 181.2 #  | 94.5  | 13.8                     | 11 751.8 #                                | 31   |
| 11                  | 1 445.9 #               | 411.3                                     | 1 857.1 #       | 42.0                            | 72.5                 | 39.2                      | 153.7           | 1 124.5 #                                 | 186.8 #  | 95.9  | 13.8                     | 11 922.0 #                                | 30   |

註： (6) 2003年1月至2004年11月的紅色小巴乘客人次已於2005年2月修訂。2003年前的數字是基於1997年進行的「使用公共小巴服務情況統計調查」的結果估計。而2003年及以後的乘客人次則基於2002年底進行的相似統計調查的結果估計。由於數據的限制，這些估計數字不能全面反映這些月份乘客人次的波動。

(7) 1989年1月至2004年11月的的士乘客人次已於2005年2月修訂。2003年2月起的按月乘客人次，乃根據該月的的士營運資料而估計。至於較前月份的乘客人次，由於沒有相似的資料，只能使用一些較粗略的假設作出估算。這些估計數字不能全面反映這些月份乘客人次的波動。

(8) 居民巴士服務是由或代任何住宅發展的管理機構、住客或擁有人提供，以運載乘客往返該住宅發展的服務。居民巴士服務是非專營公共巴士服務的其中一種。非專營公共巴士亦提供遊覽服務、酒店服務、學生服務、僱員服務、國際乘客服務及合約式出租服務。但因沒有相關資料，這些服務的乘客人次數字未能提供。

(9) 因應的士及紅色小巴乘客人次的修訂，1989年1月至2004年11月的總公共交通乘客人次已於2005年2月修訂。有關修訂的詳情，請參閱注釋(6)及(7)。

Notes : (6) The whole series of RMB patronage figures for the period from January 2003 to November 2004 was revised in February 2005. Figures before 2003 are estimated based on the results of the Survey on Patronage of Public Light Buses conducted in 1997, while those for 2003 and after are based on the results of a similar survey conducted in end 2002. Due to limitation of data, the figures cannot fully reflect the fluctuations in RMB patronage over the months.

(7) The whole series of taxi patronage figures for the period from January 1989 to November 2004 was revised in February 2005. Figures for the months since February 2003 are estimated using the taxi operating data of the corresponding month. Since similar data were not available for earlier months, figures for these months were revised only based on some crude assumptions; they therefore cannot fully reflect the fluctuations in taxi patronage in these months.

(8) Residents' services are services provided by or on behalf of the management, residents or owners of any residential development for the carriage of passengers to or from the residential development. Residents' services are a type of non-franchised public bus services. Non-franchised public buses also provide tour service, hotel service, student service, employees' service, international passenger service and contract hire service. But since relevant data is not available, the patronage figures for these services cannot be provided.

(9) The whole series of total public transport patronage figures for the period from January 1989 to November 2004 was revised in February 2005 owing to the revisions in taxi and RMB patronage. Please refer to footnotes (6) and (7) for details.

2007/11  
千次  
(thousands)

表 2.1 : 公共交通乘客人次  
Table 2.1 : Passenger Journeys by Public Transport Operator

| 年 / 月<br>Year/Month | 專營巴士 Franchised Buses |                     |                     |                 |            |           |               | 小計<br>Sub-total |
|---------------------|-----------------------|---------------------|---------------------|-----------------|------------|-----------|---------------|-----------------|
|                     | 九巴<br>KMB             | 城巴<br>Citybus       |                     |                 | 新巴<br>NWFB | 龍運<br>LWB | 新大嶼山巴士<br>NLB |                 |
|                     |                       | 專營 1<br>Franchise 1 | 專營 2<br>Franchise 2 | 小計<br>Sub-total |            |           |               |                 |
| 2002                | 1 134 354             | 204 445             | 15 930              | 220 375         | 195 450    | 20 311    | 8 960         | 1 579 450       |
| 2003                | 1 060 508             | 192 188             | 15 149              | 207 336         | 180 538    | 19 260    | 9 681         | 1 477 322       |
| 2004                | 1 063 850             | 192 881             | 17 922              | 210 803         | 184 629    | 22 305    | 12 058        | 1 493 644       |
| 2005                | 1 009 943             | 186 241             | 18 840              | 205 081         | 177 476    | 24 292    | 13 352        | 1 430 144       |
| 2006                | 1 007 873             | 186 814             | 20 948              | 207 762         | 183 076    | 26 505    | 14 050        | 1 439 267       |
| 2006 / 06           | 80 987                | 15 045              | 1 695               | 16 740          | 14 733     | 2 169     | 1 097         | 115 725         |
| 07                  | 84 033                | 15 785              | 1 822               | 17 607          | 15 461     | 2 300     | 1 192         | 120 593         |
| 08                  | 84 721                | 16 045              | 1 852               | 17 897          | 15 559     | 2 356     | 1 189         | 121 721         |
| 09                  | 84 169                | 15 465              | 1 718               | 17 183          | 15 354     | 2 205     | 1 083         | 119 993         |
| 10                  | 87 157                | 16 285              | 1 842               | 18 128          | 16 036     | 2 320     | 1 279         | 124 919         |
| 11                  | 85 130                | 15 774              | 1 755               | 17 529          | 15 573     | 2 241     | 1 252         | 121 726         |
| 12                  | 86 936                | 16 356              | 1 952               | 18 308          | 15 986     | 2 368     | 1 221         | 124 819         |
| 2007 / 01           | 85 729                | 15 781              | 1 757               | 17 538          | 15 700     | 2 233     | 1 194         | 122 393         |
| 02                  | 77 904                | 14 447              | 1 657               | 16 104          | 14 179     | 2 098     | 1 185         | 111 471         |
| 03                  | 86 907                | 16 005              | 1 806               | 17 811          | 15 921     | 2 265     | 1 175         | 124 080         |
| 04                  | 80 368                | 14 779              | 1 851               | 16 630          | 14 716     | 2 293     | 1 194         | 115 201         |
| 05                  | 84 731                | 15 697              | 1 802               | 17 499          | 15 523     | 2 261     | 1 199         | 121 213         |
| 06                  | 81 454                | 15 059              | 1 792               | 16 851          | 14 811     | 2 247     | 1 173         | 116 536         |
| 07                  | 84 593                | 16 309              | 1 952               | 18 261          | 15 639     | 2 432     | 1 459         | 122 384         |
| 08                  | 83 434                | 15 953              | 1 956               | 17 909          | 15 230     | 2 451     | 1 448         | 120 472         |
| 09                  | 84 590                | 15 708              | 1 811               | 17 519          | 15 370     | 2 292     | 1 453         | 121 223         |
| 10                  | 87 054                | 16 364              | 1 917               | 18 281          | 15 966     | 2 398     | 1 546         | 125 245         |
| 11                  | 85 291                | 15 917              | 1 883               | 17 800          | 15 662     | 2 283     | 1 494         | 122 531         |

表 2.1 (續)  
Table 2.1 (cont'd)

| 年 / 月<br>Year/Month | 鐵路 Railways                                     |   |   |   |                    |        | 電車<br>Hongkong<br>Tramways | 小計<br>Sub-total |
|---------------------|---|---|---|---|--------------------|--------|----------------------------|-----------------|
|                     | 地鐵<br>MTR                                       |   | 九廣鐵路<br>KCRC                                  |   |                    |        |                            |                 |
|                     | 本地線 <sup>(1)</sup><br>Local Line <sup>(1)</sup> | 機場快線 <sup>(2)</sup><br>AEL <sup>(2)</sup> | 東鐵 <sup>(3)</sup><br>East Rail <sup>(3)</sup> | 西鐵 <sup>(4)</sup><br>West Rail <sup>(4)</sup> | 輕便鐵路<br>Light Rail |        |                            |                 |
| 2002                | 777 210   | 8 457                                     | 296 437                                       | -   | 114 465            | 87 123 | 1 283 691                  |                 |
| 2003                | 770 419   | 6 849                                     | 278 646                                       | 1 269   | 106 377            | 81 667 | 1 245 227                  |                 |
| 2004                | 833 550   | 8 015                                     | 294 075                                       | 47 793  | 131 700            | 84 923 | 1 400 056                  |                 |
| 2005                | 857 954   | 8 493                                     | 326 994                                       | 64 761  | 136 144            | 84 221 | 1 478 567                  |                 |
| 2006                | 866 754   | 9 576                                     | 336 529                                       | 72 248  | 136 416            | 83 942 | 1 505 464                  |                 |
| 2006 / 06           | 69 810  | 722                                       | 26 401  | 5 799   | 11 316             | 6 603  | 120 651                    |                 |
| 07                  | 74 146  | 818                                       | 28 010  | 6 050   | 11 565             | 6 740  | 127 328                    |                 |
| 08                  | 76 294  | 792                                       | 28 764  | 6 203   | 11 188             | 6 856  | 130 098                    |                 |
| 09                  | 72 560  | 772                                       | 27 557  | 6 181   | 11 617             | 6 791  | 125 479                    |                 |
| 10                  | 73 779  | 916                                       | 29 187  | 6 398   | 11 892             | 7 261  | 129 434                    |                 |
| 11                  | 73 738  | 797                                       | 28 307  | 6 324   | 11 529             | 7 106  | 127 802                    |                 |
| 12                  | 77 850  | 970                                       | 29 830  | 6 482   | 11 479             | 7 572  | 134 183                    |                 |
| 2007 / 01           | 74 837  | 831                                       | 28 716  | 6 377   | 11 472             | 7 170  | 129 402                    |                 |
| 02                  | 67 140  | 705                                       | 26 698  | 5 773   | 10 201             | 6 535  | 117 052                    |                 |
| 03                  | 75 272  | 821                                       | 28 859  | 6 514   | 11 491             | 7 223  | 130 180                    |                 |
| 04                  | 67 507  | 916                                       | 27 753  | 5 962   | 10 545             | 6 659  | 119 342                    |                 |
| 05                  | 72 989  | 772                                       | 27 958  | 6 355   | 11 594             | 6 878  | 126 547                    |                 |
| 06                  | 71 550  | 791                                       | 26 945  | 6 160   | 11 271             | 6 352  | 123 069                    |                 |
| 07                  | 77 301  | 864                                       | 28 913  | 6 478   | 11 525             | 6 585  | 131 666                    |                 |
| 08                  | 78 380  | 900                                       | 29 496  | 6 560   | 11 047             | 6 468  | 132 851                    |                 |
| 09                  | 73 569  | 835                                       | 28 856  | 6 588   | 11 653             | 6 651  | 128 151                    |                 |
| 10                  | 77 005  | 984                                       | 30 225  | 6 857   | 11 875             | 6 999  | 133 946                    |                 |
| 11                  | 76 361  | 862                                       | 29 708  | 6 761   | 11 445             | 7 038  | 132 176                    |                 |

註： (1) 地鐵本地線包括觀塘線、荃灣線、港島線、東涌線、將軍澳線及迪士尼線。迪士尼線在2005年8月1日開辦。  
(2) 機場快線博覽館站在2005年12月20日啓用。  
(3) 九廣鐵路東鐵包括馬鞍山鐵路及落馬洲支線。九廣鐵路東鐵尖東站在2004年10月24日啓用。馬鞍山鐵路在2004年12月21日開辦。落馬洲支線在2007年8月15日啓用。  
(4) 九廣鐵路西鐵在2003年12月20日開辦。

Notes : (1) MTR Local Line includes Kwun Tong Line, Tsuen Wan Line, Island Line, Tung Chung Line, Tseung Kwan O Line and Disneyland Resort Line. Disneyland Resort Line was introduced on 1.8.2005.  
(2) AsiaWorld-Expo Station of MTR AEL was introduced on 20.12.2005.  
(3) KCRC East Rail includes Ma On Shan Rail and Lok Ma Chau Spur Line. KCRC East Tsim Sha Tsui Station of East Rail was introduced on 24.10.2004. KCRC Ma On Shan Rail was introduced on 21.12.2004. Lok Ma Chau Spur Line was introduced on 15.8.2007.  
(4) KCRC West Rail was introduced on 20.12.2003.

表 2.1 (續)  
Table 2.1 (cont'd)

| 年 / 月<br>Year/Month | 公共小巴 Public Light Buses |   |                 | 渡輪 Ferries                      |                      |                           |                 |
|---------------------|-------------------------|---|-----------------|---------------------------------|----------------------|---------------------------|-----------------|
|                     | 專線小巴<br>GMB             | 紅色小巴 <sup>(5)</sup><br>RMB <sup>(5)</sup> | 小計<br>Sub-total | 新渡輪<br>New World<br>First Ferry | 天星小輪<br>"Star" Ferry | 持牌渡輪<br>Licensed<br>Ferry | 小計<br>Sub-total |
| 2002                | 419 051                 | 185 029                                   | 604 080         | 14 885                          | 28 677               | 11 453                    | 55 015          |
| 2003                | 417 116                 | 178 214                                   | 595 331         | 14 133                          | 27 287               | 11 985                    | 53 405          |
| 2004                | 453 765                 | 171 844                                   | 625 609         | 14 541                          | 29 529               | 12 666                    | 56 736          |
| 2005                | 476 764                 | 165 402                                   | 642 166         | 14 288                          | 28 936               | 12 855                    | 56 079          |
| 2006                | 498 460                 | 158 590                                   | 657 050         | 14 406                          | 29 082               | 12 803                    | 56 292          |
| 2006 / 06           | 40 857                  | 13 397                                    | 54 254          | 1 086                           | 2 186                | 1 012                     | 4 284           |
| 07                  | 42 492                  | 13 455                                    | 55 947          | 1 193                           | 2 480                | 995                       | 4 668           |
| 08                  | 42 546                  | 13 745                                    | 56 291          | 1 260                           | 2 525                | 1 020                     | 4 806           |
| 09                  | 42 081                  | 13 214                                    | 55 295          | 1 134                           | 2 226                | 1 021                     | 4 381           |
| 10                  | 43 313                  | 12 916                                    | 56 229          | 1 306                           | 2 557                | 1 181                     | 5 044           |
| 11                  | 42 139                  | 13 129                                    | 55 268          | 1 209                           | 2 471                | 1 105                     | 4 784           |
| 12                  | 42 848                  | 13 015                                    | 55 863          | 1 268                           | 2 703                | 1 135                     | 5 106           |
| 2007 / 01           | 42 849 #                | 13 342                                    | 56 191 #        | 1 174                           | 2 187                | 1 092                     | 4 453           |
| 02                  | 38 865 #                | 11 593                                    | 50 458 #        | 1 150                           | 1 991                | 1 003                     | 4 144           |
| 03                  | 43 030 #                | 13 472                                    | 56 502 #        | 1 221                           | 2 193                | 1 114                     | 4 529           |
| 04                  | 40 717 #                | 12 115                                    | 52 832 #        | 1 288                           | 2 079                | 1 123                     | 4 490           |
| 05                  | 42 846 #                | 13 087                                    | 55 933 #        | 1 272                           | 2 067                | 1 126                     | 4 465           |
| 06                  | 41 894 #                | 12 694                                    | 54 588 #        | 1 147                           | 1 869                | 1 043                     | 4 059           |
| 07                  | 43 616 #                | 12 864                                    | 56 479 #        | 1 279                           | 2 329                | 1 057                     | 4 664           |
| 08                  | 42 885 #                | 13 080                                    | 55 965 #        | 1 258                           | 2 191                | 1 059                     | 4 508           |
| 09                  | 42 829 #                | 12 130                                    | 54 959 #        | 1 224                           | 2 010                | 1 117                     | 4 351           |
| 10                  | 44 312 #                | 12 487                                    | 56 798 #        | 1 293                           | 2 244                | 1 205 *                   | 4 742 *         |
| 11                  | 43 376 #                | 12 338                                    | 55 714 #        | 1 259                           | 2 174                | 1 177                     | 4 610           |

註：(5) 2003年1月至2004年11月的紅色小巴乘客人次已於2005年2月修訂。2003年前的數字是基於1997年進行的「使用公共小巴服務情況統計調查」的結果估計。而2003年及以後的乘客人次則基於2002年底進行的相似統計調查的結果估計。由於數據的限制，這些估計數字不能全面反映這些月份乘客人次的波動。

Notes : (5) The whole series of RMB patronage figures for the period from January 2003 to November 2004 was revised in February 2005. Figures before 2003 are estimated based on the results of the Survey on Patronage of Public Light Buses conducted in 1997, while those for 2003 and after are based on the results of a similar survey conducted in end 2002. Due to limitation of data, the figures cannot fully reflect the fluctuations in RMB patronage over the months.

表 2.1 (續)  
Table 2.1 (cont'd)

| 年 / 月<br>Year/Month | 的士 <sup>(6)</sup><br>Taxis <sup>(6)</sup> | 居民巴士 <sup>(7)</sup><br>Residents'<br>Services <sup>(7)</sup> | 九廣鐵路<br>輕鐵接駁巴士<br>KCRC Light Rail<br>Transit Feeder Bus | 山頂纜車<br>Peak<br>Tramways | 總計 <sup>(8)</sup><br>Total <sup>(8)</sup> | 每日平均 <sup>(8)</sup><br>Average<br>daily <sup>(8)</sup> |
|---------------------|---|--|---|--------------------------|---|--|
| 2002                | 357 479                                   | 61 987   | 25 535  | 3 714                    | 3 970 952                                 | 10 879   |
| 2003                | 356 002                                   | 63 461   | 25 920  | 3 092                    | 3 819 760                                 | 10 465   |
| 2004                | 377 828                                   | 64 924   | 20 062  | 4 107                    | 4 042 966                                 | 11 046   |
| 2005                | 374 478                                   | 64 811   | 27 181  | 3 924                    | 4 077 351                                 | 11 171   |
| 2006                | 389 505                                   | 66 056   | 30 090  | 4 434                    | 4 148 158                                 | 11 365   |
| 2006 / 06           | 32 212                                    | 5 641  | 2 475   | 298                      | 335 541                                   | 11 185   |
| 07                  | 34 375                                    | 5 513  | 2 445   | 402                      | 351 272                                   | 11 331   |
| 08                  | 33 535                                    | 5 576  | 2 420   | 460                      | 354 906                                   | 11 449   |
| 09                  | 32 510                                    | 5 475  | 2 620   | 348                      | 346 101                                   | 11 537   |
| 10                  | 33 758                                    | 5 524  | 2 744   | 428                      | 358 080                                   | 11 551   |
| 11                  | 32 496                                    | 5 484  | 2 684   | 387                      | 350 631                                   | 11 688   |
| 12                  | 33 736                                    | 5 435  | 2 633   | 484                      | 362 258                                   | 11 686   |
| 2007 / 01           | 32 597                                    | 5 467 #  | 2 718   | 400                      | 353 622 #                                 | 11 407 #   |
| 02                  | 30 961                                    | 4 867 #  | 2 330   | 408                      | 321 690 #                                 | 11 489 #   |
| 03                  | 34 170                                    | 5 701 #  | 2 763   | 356                      | 358 280 #                                 | 11 557 #   |
| 04                  | 31 274                                    | 5 481 #  | 2 521   | 367                      | 331 508 #                                 | 11 050 #   |
| 05                  | 33 187                                    | 5 572 #  | 2 767   | 393                      | 350 076 #                                 | 11 293 #   |
| 06                  | 33 529                                    | 5 509 #  | 2 636   | 355                      | 340 281 #                                 | 11 343 #   |
| 07                  | 35 802 #                                  | 5 505 #  | 2 669   | 467                      | 359 637 #                                 | 11 601 #   |
| 08                  | 34 667 #                                  | 5 431 #  | 2 566   | 477                      | 356 938 #                                 | 11 514 #   |
| 09                  | 33 135 #                                  | 5 479 #  | 2 825   | 366                      | 350 489 #                                 | 11 683 #   |
| 10                  | 34 605 #                                  | 5 617 #  | 2 928   | 426                      | 364 307 #*                                | 11 752 #   |
| 11                  | 33 735 #                                  | 5 604 #  | 2 876   | 413                      | 357 659 #                                 | 11 922 #   |

註：(6) 1989年1月至2004年11月的的士乘客人次已於2005年2月修訂。2003年2月起的按月乘客人次，乃根據該月的士的營運資料而估計。至於較前月份的乘客人次，由於沒有相似的資料，只能使用一些較粗略的假設作出估算。這些估計數字不能全面反映這些月份乘客人次的波動。

(7) 居民巴士服務是由或代任何住宅發展的管理機構、住客或擁有人提供，以運載乘客往返該住宅發展的服務。居民巴士服務是非專營公共巴士服務的其中一種。非專營公共巴士亦提供遊覽服務、酒店服務、學生服務、僱員服務、國際乘客服務及合約式出租服務。但因沒有相關資料，這些服務的乘客人次數字未能提供。

(8) 因應的士及紅色小巴乘客人次的修訂，1989年1月至2004年11月的總公共交通乘客人次已於2005年2月修訂。有關修訂的詳情，請參閱註釋(5)及(6)。

Notes: (6) The whole series of taxi patronage figures for the period from January 1989 to November 2004 was revised in February 2005. Figures for the months since February 2003 are estimated using the taxi operating data of the corresponding month. Since similar data were not available for earlier months, figures for these months were revised only based on some crude assumptions; they therefore cannot fully reflect the fluctuations in taxi patronage in these months.

(7) Residents' services are services provided by or on behalf of the management, residents or owners of any residential development for the carriage of passengers to or from the residential development. Residents' services are a type of non-franchised public bus services. Non-franchised public buses also provide tour service, hotel service, student service, employees' service, international passenger service and contract hire service. But since relevant data is not available, the patronage figures for these services cannot be provided.

(8) The whole series of total public transport patronage figures for the period from January 1989 to November 2004 was revised in February 2005 owing to the revisions in taxi and RMB patronage. Please refer to footnotes (5) and (6) for details.

表 2.2 : 按營辦商劃分的公共交通營運統計數字 (2007年11月)

Table 2.2 : Operating Statistics by Public Transport Operator (November 2007)

2007/11

| 公共交通<br>Public Transport      |  | 乘客人次 <sup>(1)</sup><br>Passenger Journeys <sup>(1)</sup> |                     |                | 車輛行駛里數 <sup>(2)</sup><br>Car km operated <sup>(2)</sup> |                     |                | 領牌車/船隊規模 <sup>(3)</sup><br>Licensed Fleet <sup>(3)</sup>                                       |   |                |                             | 載客量<br>Passenger Carrying Capacity |                |        |
|-------------------------------|--|--|---------------------|----------------|---|---------------------|----------------|--|---|----------------|-----------------------------|------------------------------------|----------------|--------|
| 分類<br>Mode                    | 營辦商<br>Operator                                      | 月內<br>During<br>Month                                    | 比較<br>Compared with |                | 月內<br>During<br>Month                                   | 比較<br>Compared with |                | 月底<br>as at end of month   | 比較<br>Compared with   |                | 月底<br>as at end of<br>month | 比較<br>Compared with                |                |        |
|                               |  | ('000)   | 2006/11<br>(%)      | 2007/10<br>(%) | ('000)  | 2006/11<br>(%)      | 2007/10<br>(%) |  | 2006/11<br>(%)  | 2007/10<br>(%) |                             | 2006/11<br>(%)                     | 2007/10<br>(%) |        |
| 專營巴士<br>Franchised<br>Buses   | 九巴<br>KMB  | 85 291<br>( 8 384)                                       | §<br>+1             | -2<br>-1       | 27 071<br>( 3 152)                                      | -2<br>-1            | -3<br>-3       | 巴士 <sup>(4)</sup> Buses <sup>(4)</sup> 4 039<br>- 雙層 Double Deck 3 888<br>- 單層 Single Deck 151 | §<br>+1<br>-3   | §<br>§<br>§    | 506 422                     | §                                  | §              |        |
|                               | 城巴<br>Citybus  | 專營 1<br>Franchise 1                                      | 15 917<br>( 4 068)  | +1<br>+2       | -3<br>-2  | 4 639<br>( 2 030)   | +2<br>-1       | -3<br>-3   | 巴士 <sup>(4)</sup> Buses <sup>(4)</sup> 743<br>- 雙層 Double Deck 677<br>- 單層 Single Deck 66 | §<br>§<br>§    | §<br>§<br>§                 | 92 110                             | §              | §      |
|                               |  | 專營 2<br>Franchise 2                                      | 1 883<br>( 393)     | +7<br>+5       | -2<br>-4  | 2 212<br>( 657)     | +1<br>§        | -3<br>-3   | 巴士 <sup>(4)</sup> Buses <sup>(4)</sup> 171<br>- 雙層 Double Deck 151<br>- 單層 Single Deck 20 | +2<br>+2<br>§  | §<br>§<br>§                 | 17 977                             | +2             | §      |
|                               | 新巴<br>NWFB   | 15 662<br>( 5 037)                                       | +1<br>+1            | -2<br>-1       | 4 154<br>( 1 648)                                       | §<br>§              | -3<br>-3       | 巴士 <sup>(4)</sup> Buses <sup>(4)</sup> 694<br>- 雙層 Double Deck 659<br>- 單層 Single Deck 35      | §<br>§<br>-3  | §<br>§<br>§    | 85 477                      | §                                  | §              |        |
|                               | 龍運<br>LWB  | 2 283  | +2                  | -5             | 2 079   | +2                  | -3             | 巴士 <sup>(4)</sup> Buses <sup>(4)</sup> 156<br>- 雙層 Double Deck 152<br>- 單層 Single Deck 4       | +2<br>+6<br>-56   | +1<br>+1<br>§  | 18 825                      | +3                                 | +1             |        |
|                               | 新大嶼山巴士<br>NLB  | 1 494  | +19                 | -3             | 532   | +34                 | -2             | 巴士 <sup>(4)</sup> Buses <sup>(4)</sup> 94<br>- 雙層 Double Deck -<br>- 單層 Single Deck 94         | +15<br>-<br>+15   | §<br>-<br>§    | 5 785                       | +12                                | §              |        |
|                               | 小計<br>Sub-total                                      | 122 531<br>( 17 883)                                     | +1<br>+1            | -2<br>-1       | 40 688<br>( 7 488)                                      | §<br>§              | -3<br>-3       | 巴士 <sup>(4)</sup> Buses <sup>(4)</sup> 5 897<br>- 雙層 Double Deck 5 527<br>- 單層 Single Deck 370 | +1<br>+1<br>+1  | §<br>§<br>§    | 726 596                     | §                                  | §              |        |
| 鐵路<br>Railways                | 地鐵<br>MTR  | 本地線 <sup>(5)</sup><br>Local Line <sup>(5)</sup>          | 76 361<br>( 27 094) | +4<br>+4       | -1<br>§   | 1 235               | §              | -2   | 車卡 Cars 994   | +1             | §                           | 309 526                            | +1             | §      |
|                               |  | 機場快線<br>Airport Express Line                             | 862<br>( 450)       | +8<br>+11      | -12<br>-6   | 202                 | +1             | -7   | 車卡 <sup>(6)</sup> Cars <sup>(6)</sup> 77  | §              | §                           | 7 700                              | §              | §      |
|                               | 九廣鐵路<br>KCRC   | 東鐵 <sup>(7)</sup> East Rail <sup>(7)</sup>               | 29 708              | +5             | -2  | 818                 | +11            | -3   | 車卡 <sup>(6)</sup> Cars <sup>(6)</sup> 519   | §              | §                           | 172 945                            | §              | §      |
|                               |  | 西鐵 West Rail<br>輕便鐵路 Light Rail                          | 6 761<br>11 445     | +7<br>-1       | -1<br>-4  | 364<br>797          | -4<br>-1       | -2<br>-3   | 車卡 Cars 154<br>車卡 Light Rail Vehicle 119  | §<br>§         | §<br>§                      | 51 590<br>25 704                   | §<br>§         | §<br>§ |
|                               | 電車 HK Tramways                                       | 7 038  | -1                  | +1             | 482   | -1                  | -3             | 雙層電車 Double Deck Tramcars 161  | §   | §              | 22 379                      | §                                  | §              |        |
| 小計<br>Sub-total               | 132 176  | +3   | -1                  | 3 899          | +1  | -3                  | 2 024          | §  | §   | 589 844        | §                           | §                                  |                |        |
| 公共小巴<br>Public Light<br>Buses | 專線小巴 GMB   | 43 376 #   | +3                  | -2             | 25 384 #  | +3                  | -3             | 專線小巴 <sup>(4)</sup> GMB <sup>(4)</sup> 2 901   | +3  | §              | 46 416                      | +3                                 | §              |        |
|                               | 紅色小巴 RMB   | 12 338   | -6                  | -1             | N.A.  | N.A.                | N.A.           | 紅色小巴 <sup>(4)</sup> RMB <sup>(4)</sup> 1 448   | -6  | §              | 23 168                      | -6                                 | §              |        |
|                               | 小計<br>Sub-total                                      | 55 714 #   | +1                  | -2             | N.A.  | N.A.                | N.A.           | 4 349  | §   | §              | 69 584                      | §                                  | §              |        |
| 渡輪<br>Ferries                 | 新渡輪<br>New World First Ferry                         | 1 259<br>( 186)  | +4<br>+3            | -3<br>+1       | -   | -                   | -              | 船隻 Vessels 28  | §   | §              | 17 498                      | §                                  | §              |        |
|                               | 天星小輪<br>"Star" Ferry                                 | 2 174<br>( 2 174)  | -12<br>-12          | -3<br>-3       | -   | -                   | -              | 船隻 Vessels 13  | §   | §              | 7 366                       | §                                  | §              |        |
|                               | 持牌渡輪 <sup>(8)</sup><br>Licensed Ferry <sup>(8)</sup> | 1 177<br>( 86)   | +7<br>+4            | -2<br>-6       | -   | -                   | -              | 船隻 Vessels 47  | -2  | -8             | 11 700                      | -3                                 | -8             |        |
|                               | 小計<br>Sub-total                                      | 4 610<br>( 2 445)  | -4<br>-11           | -3<br>-3       | -   | -                   | -              | 船隻 Vessels 88  | -1  | -4             | 36 564                      | -1                                 | -3             |        |

表 2.2 (續)  
Table 2.2 (cont'd)

2007/11

| 公共交通<br>Public Transport |                                    | 乘客人次 <sup>(1)</sup><br>Passenger Journeys <sup>(1)</sup> |                     |                | 車輛行駛里數 <sup>(2)</sup><br>Car km operated <sup>(2)</sup> |                     |                | 領牌車/船隊規模 <sup>(3)</sup><br>Licensed Fleet <sup>(3)</sup> |                     |                | 載客量<br>Passenger Carrying Capacity |                     |                |    |
|--------------------------|------------------------------------|--|---------------------|----------------|---|---------------------|----------------|--|---------------------|----------------|------------------------------------|---------------------|----------------|----|
| 分類<br>Mode               | 營辦商<br>Operator                    | 月內<br>During<br>Month                                    | 比較<br>Compared with |                | 月內<br>During<br>Month                                   | 比較<br>Compared with |                | 月底<br>as at end of<br>month                              | 比較<br>Compared with |                | 月底<br>as at end of<br>month        | 比較<br>Compared with |                |    |
|                          |                                    | ('000)   | 2006/11<br>(%)      | 2007/10<br>(%) | ('000)  | 2006/11<br>(%)      | 2007/10<br>(%) |  | 2006/11<br>(%)      | 2007/10<br>(%) |                                    | 2006/11<br>(%)      | 2007/10<br>(%) |    |
| 山頂纜車                     | Peak Tramways                      | 413  | +7                  | -3             | 10  | +6                  | -3             | 纜車 Tramcars  | 2                   | §              | §                                  | 240                 | §              | §  |
| 九廣鐵路輕鐵接駁巴士               | KCRC Light Rail Feeder Bus         | 2 876  | +7                  | -2             | 472   | +4                  | -2             | 巴士 <sup>(4)</sup> Buses <sup>(4)</sup>                   | 107                 | +1             | §                                  | 11 279              | +1             | §  |
|                          |                                    |  |                     |                |   |                     |                | - 雙層 Double Deck   | 81                  | +1             | §                                  |                     |                |    |
|                          |                                    |  |                     |                |   |                     |                | - 單層 Single Deck   | 26                  |                | §                                  |                     |                |    |
| 居民巴士 <sup>(9)</sup>      | Residents' Services <sup>(9)</sup> | 5 604 #  | +2                  | §              | 3 181 #   | +1                  | -2             | 旅遊巴士 Coaches   | 1 025 #             | +6             | +1                                 | 54 894 #            | +9             | +3 |
| 的士                       | Taxis                              | 33 735 #   | +4                  | -3             | N.A.  | N.A.                | N.A.           | 的士 <sup>(4)</sup> Taxis <sup>(4)</sup>                   | 18 060              | §              | §                                  | 90 298              | §              | §  |
| 合計                       | Overall                            | 357 659 #  | +2                  | -2             |   |                     |                |  |                     |                |                                    | 1 579 299 #         | +1             | §  |

註： 括號內的數字代表過海服務。

- (1) 各類型行走固定路線的公共交通工具的營運統計數字由有關的營辦商提供。
- (2) 由2000年1月起，巴士營辦商的車輛行駛里數已統一為收費里數。地鐵及九廣鐵路的里數為列車行駛里數。
- (3) 指個別營辦商其領有牌照的車輛/船隻數目，一般不等於實際投入服務的車輛/船隻數目。營辦商提供的固定路線車輛/船隻數目，包括後備車輛/船隻。
- (4) 數字來自運輸署牌照紀錄。
- (5) 地鐵本地線包括觀塘線、荃灣線、港島線、東涌線、將軍澳線及迪士尼線。
- (6) 只包括載人的車卡。
- (7) 九廣鐵路東鐵包括馬鞍山鐵路及落馬洲支線。
- (8) 不包括街渡。
- (9) 居民巴士服務是由或代任何住宅發展的管理機構、住客或擁有人提供，以運載乘客往返該住宅發展的服務。居民巴士服務是非專營公共巴士服務的其中一種。非專營公共巴士亦提供遊覽服務、酒店服務、學生服務、僱員服務、國際乘客服務及合約式出租服務。但因沒有相關資料，這些服務的乘客人次數字未能提供。

Notes : Figures in brackets represent cross harbour service.

- (1) Statistics of various fixed route modes are supplied by respective public transport operators.
- (2) Starting from January 2000, the Car km operated of bus operators has been standardized as pay km. Car km of MTR and KCRC refer to train-kilometers operated.
- (3) Figures refer to the number of licensed vehicles/vessels owned by individual operators and are generally not the actual numbers of vehicles/vessels deployed in service. The numbers of fixed route vehicles/ferries returned by the operators include spares.
- (4) Figures are based on the licensing records of Transport Department.
- (5) MTR Local Line includes Kwun Tong Line, Tsuen Wan Line, Island Line, Tung Chung Line, Tseung Kwan O Line and Disneyland Resort Line.
- (6) Including passenger cars only.
- (7) KCRC East Rail includes Ma On Shan Rail and Lok Ma Chau Spur Line.
- (8) Excluding Kaitos.
- (9) Residents' services are services provided by or on behalf of the management, residents or owners of any residential development for the carriage of passengers to or from the residential development. Residents' services are a type of non-franchised public bus services. Non-franchised public buses also provide tour service, hotel service, student service, employees' service, international passenger service and contract hire service. But since relevant data is not available, the patronage figures for these services cannot be provided.



圖 2.1 - 按固定路線的公共交通營辦商劃分的乘客人次數字 (2007年11月)

Chart 2.1 - Number of Passenger Journeys by Fixed Route Public Transport Operator (November 2007)

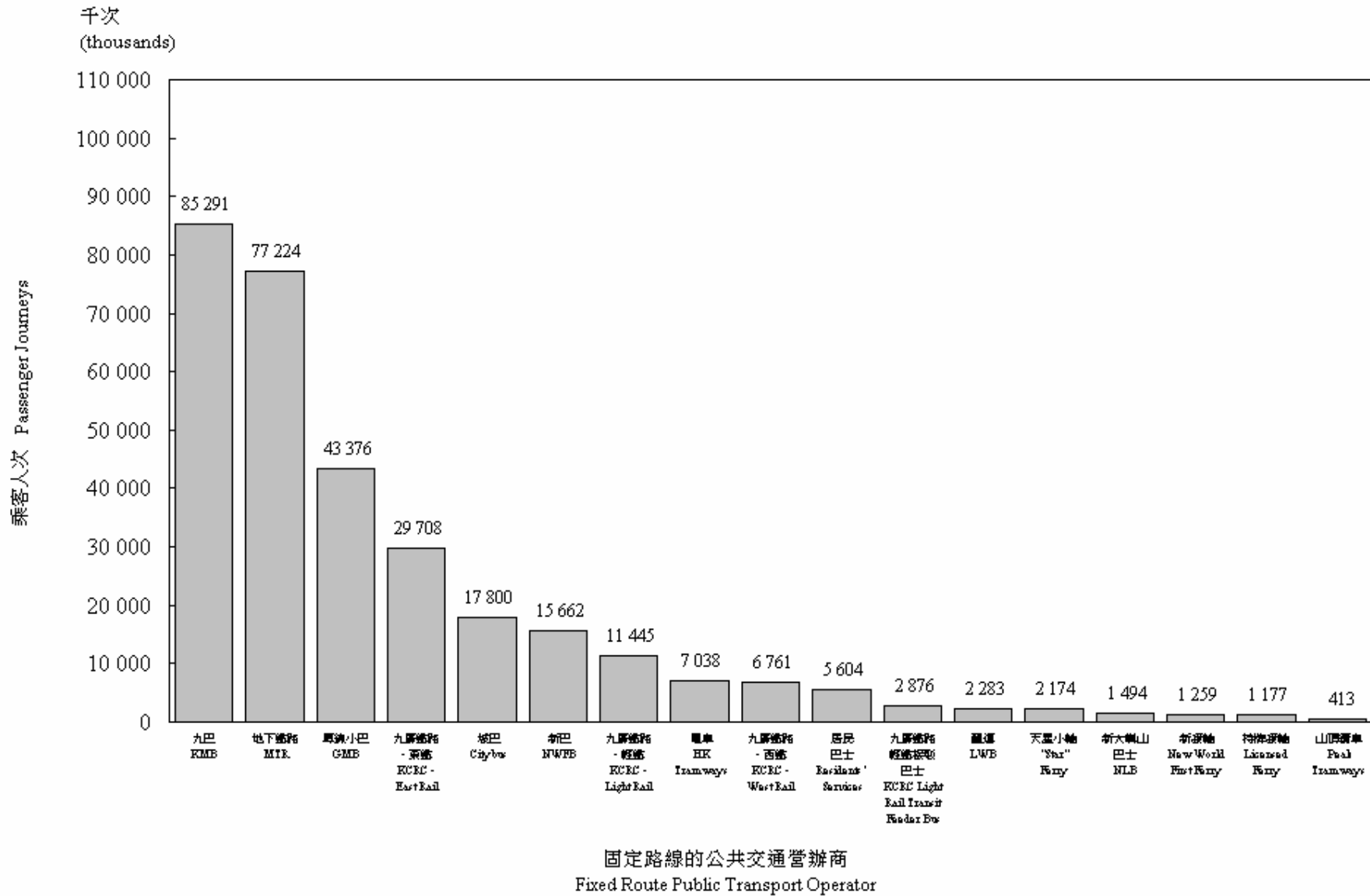
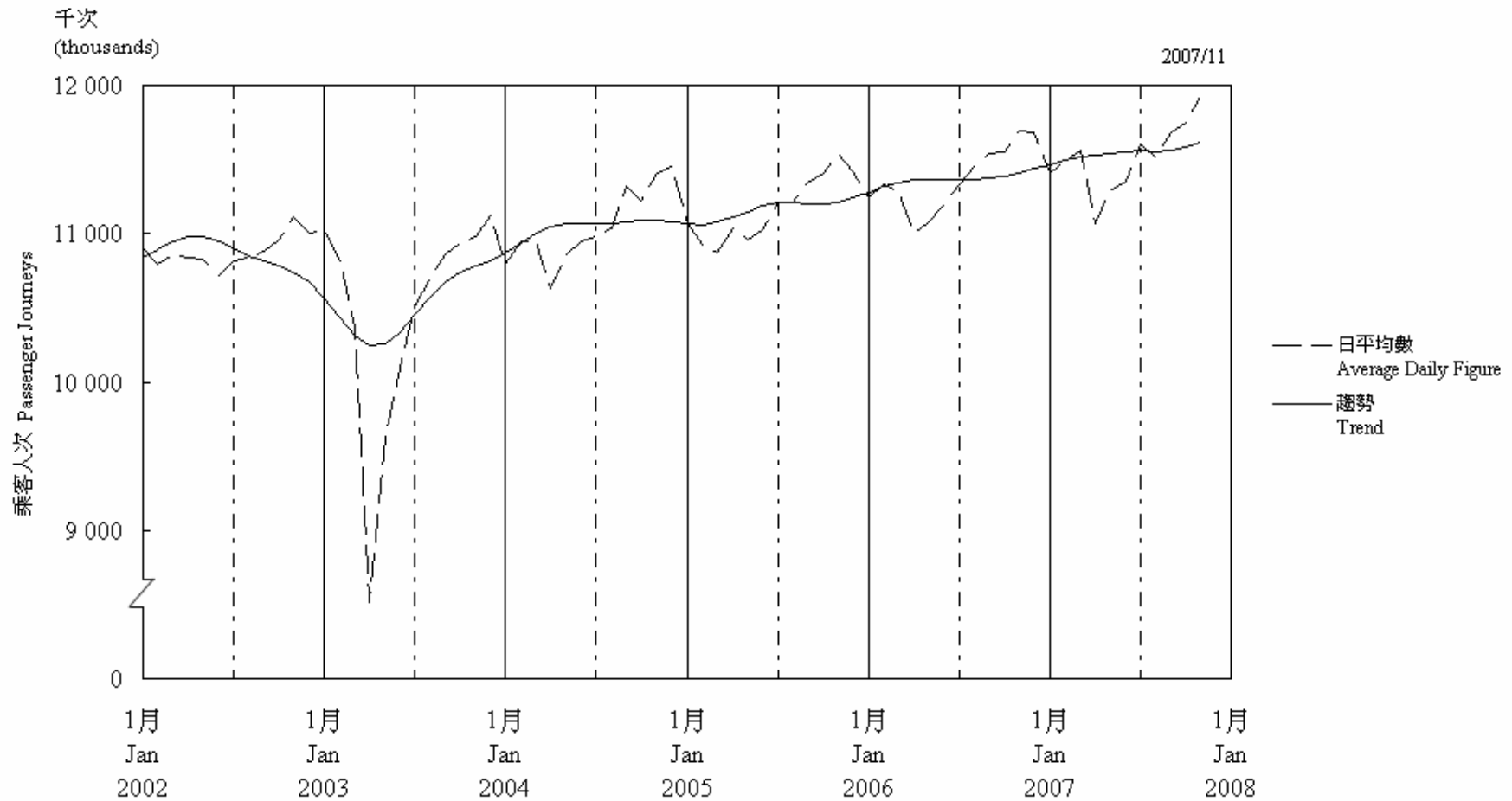


圖 2.2 - 按月劃分的平均每日公共交通乘客人次數字趨勢  
 Chart 2.2 - Trend of Average Daily Public Transport Passenger Journeys by Month



趨勢：以「X-11自迴歸-求和-移動平均」方法估算  
 Trend: Estimated by X-11 ARIMA Method

按月劃分的平均每日乘客人次數字趨勢  
Trend of Average Daily Passenger Journeys by Month

2007/11

圖 2.3 - 專營巴士  
Chart 2.3 - Franchised Buses

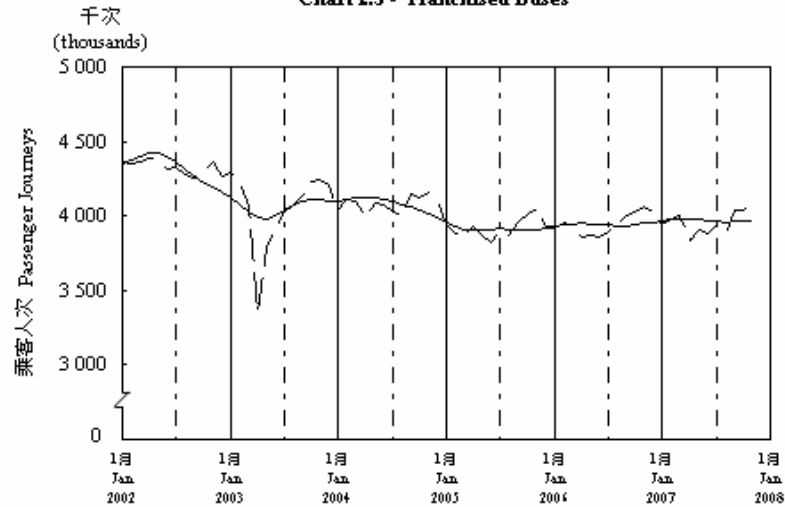


圖 2.4 - 地鐵  
Chart 2.4 - MTR

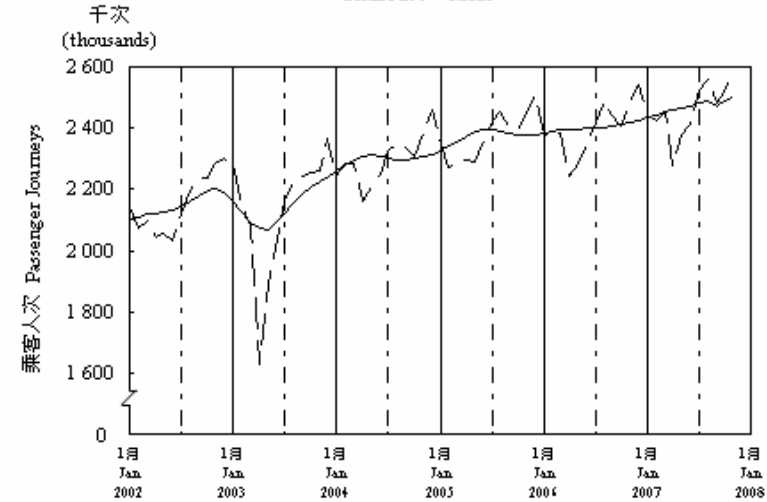


圖 2.5 - 東鐵  
Chart 2.5 - East Rail

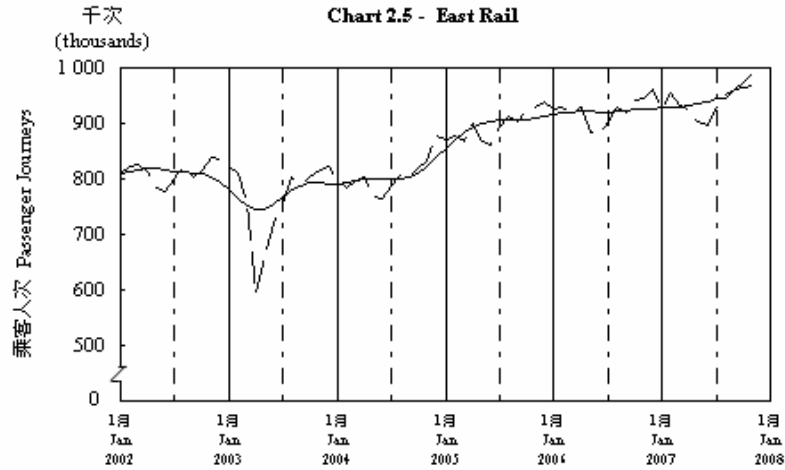
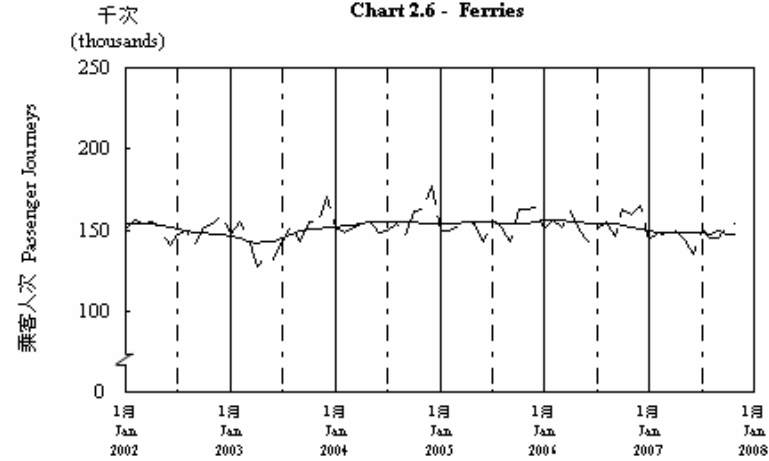


圖 2.6 - 渡輪  
Chart 2.6 - Ferries

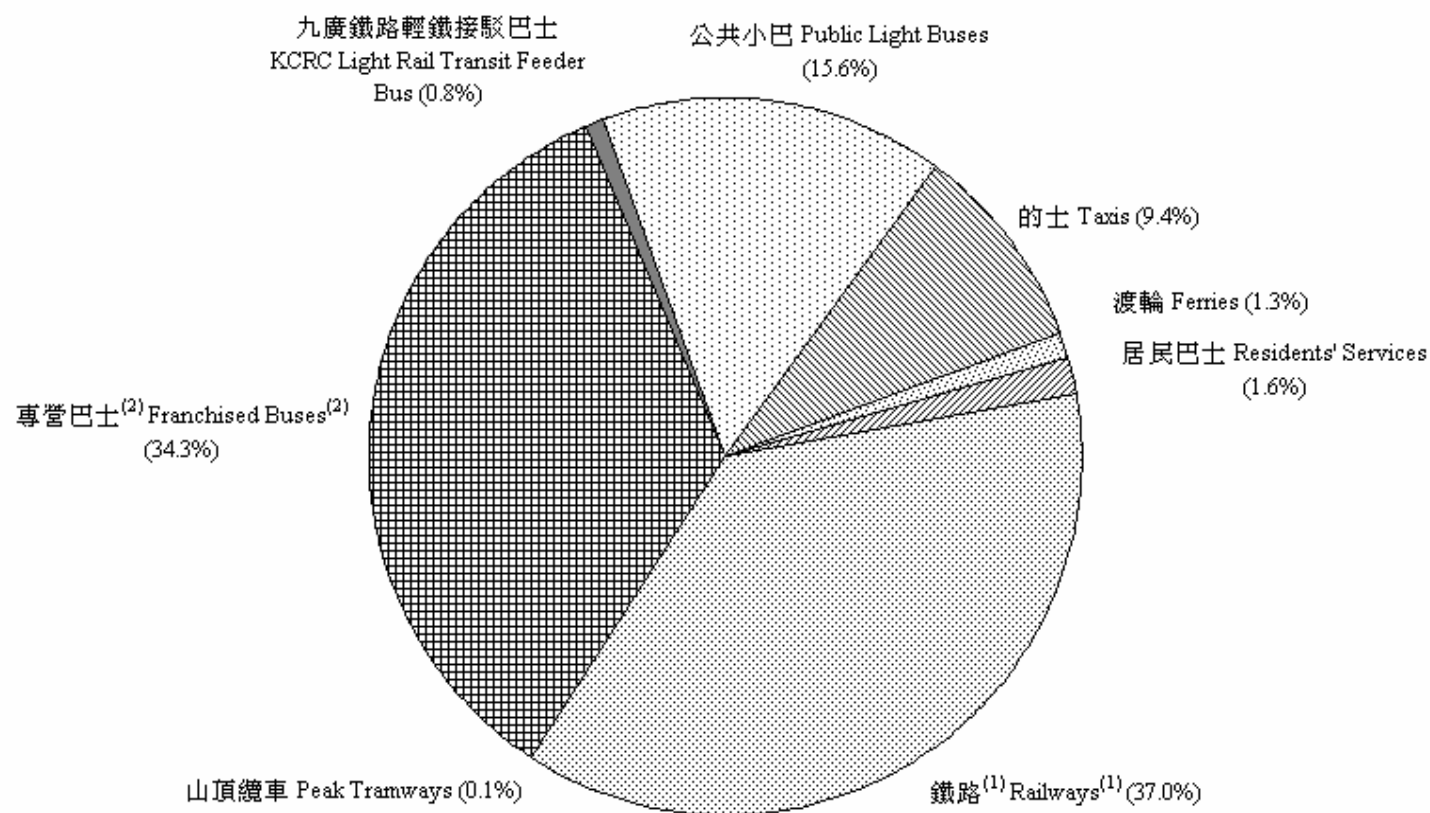


— 日平均數 Average Daily  
—— 趨勢 Trend

趨勢：以「X-11自迴歸-求和-移動平均」方法估算  
Trend: Estimated by X-11 ARIMA Method

圖 2.7 - 按公共交通分類的平均每日乘客人次分佈 (2007年11月)  
 Chart 2.7 - Distribution of Average Daily Public Transport Passenger by Mode (November 2007)

2007/11



註：(1) 鐵路包括地鐵、九廣鐵路東鐵、西鐵、輕鐵及電車。  
 (2) 專營巴士包括九巴、城巴、新巴、龍運及新大嶼山巴士。

Notes : (1) Railways include MTR, KCRC East Rail, West Rail, Light Rail and HK Tramways.  
 (2) Franchised Buses include KMB, Citybus, NWFB, LWB and NLB.

2007/11  
千次  
(thousands)

表 2.3 : 地鐵及專營巴士的乘客人次 (2007年11月)  
Table 2.3 : Public Transport Passenger Journeys of MTR and Franchised Buses (November 2007)

|                          |   | 香港島內<br>Intra Hong Kong Island | 九龍及新界內<br>Intra Kowloon &<br>New Territories | 過海<br>Cross Harbour | 總計<br>Total |        |
|--------------------------|---|--------------------------------|--|---------------------|-------------|--------|
| 專營巴士<br>Franchised Buses | 九巴 KMB  | -                              | 76 907                                       | 8 384               | 85 291      |        |
|                          | 城巴<br>Citybus                                   | 專營 1<br>Franchise 1            | 11 701                                       | 148                 | 4 068       | 15 917 |
|                          |   | 專營 2<br>Franchise 2            | -  | 1 490               | 393         | 1 883  |
|                          |   | 小計<br>Sub-total                | 11 701                                       | 1 638               | 4 461       | 17 800 |
|                          | 新巴 NWFB   | 9 169                          | 1 456  | 5 037               | 15 662      |        |
|                          | 龍運 LWB  | -                              | 2 283  | -                   | 2 283       |        |
|                          | 新大嶼山巴士 NLB                                      | -                              | 1 494  | -                   | 1 494       |        |
|                          | 總計 Total  | 20 870                         | 83 778                                       | 17 883              | 122 531     |        |
| 地鐵<br>MTR                | 本地線 <sup>(1)</sup><br>Local Line <sup>(1)</sup> | 9 538                          | 39 730                                       | 27 094              | 76 361      |        |
|                          | 機場快線<br>Airport Express Line                    | -                              | 412  | 450                 | 862         |        |
|                          | 總計 Total  | 9 538                          | 40 142                                       | 27 544              | 77 224      |        |

註： (1) 地鐵本地線包括觀塘線、荃灣線、港島線、東涌線、將軍澳線及迪士尼線。

Note: (1) MTR Local Line includes Kwun Tong Line, Tsuen Wan Line, Island Line, Tung Chung Line, Tseung Kwan O Line and Disneyland Resort Line.

2007/11

千次

(thousands)

表 2.4 : 選定公共交通營辦商的過海乘客人次

Table 2.4 : Cross Harbour Passenger Journeys of Selected Public Transport Operators

| 年 / 月<br>Year/Month | 專營巴士 Franchised Buses |                     |                     |                 |            |             | 地鐵<br>MTR | 渡輪 Ferries                      |                      |                           |             |
|---------------------|-----------------------|---------------------|---------------------|-----------------|------------|-------------|-----------|---------------------------------|----------------------|---------------------------|-------------|
|                     | 九巴<br>KMB             | 城巴<br>Citybus       |                     |                 | 新巴<br>NWFB | 總計<br>Total |           | 新渡輪<br>New World<br>First Ferry | 天星小輪<br>"Star" Ferry | 持牌渡輪<br>Licensed<br>Ferry | 總計<br>Total |
|                     |                       | 專營 1<br>Franchise 1 | 專營 2<br>Franchise 2 | 小計<br>Sub-total |            |             |           |                                 |                      |                           |             |
| 2002                | 101 130               | 45 780              | 3 348               | 49 127          | 61 965     | 212 222     | 279 409   | 2 622                           | 28 677               | 1 702                     | 33 001      |
| 2003                | 95 032                | 44 417              | 3 227               | 47 644          | 58 430     | 201 106     | 271 102   | 2 446                           | 27 287               | 1 497                     | 31 229      |
| 2004                | 97 944                | 46 217              | 3 903               | 50 120          | 59 937     | 208 001     | 292 788   | 2 475                           | 29 529               | 1 569                     | 33 573      |
| 2005                | 95 043                | 45 072              | 3 901               | 48 973          | 57 801     | 201 817     | 303 290   | 2 288                           | 28 936               | 1 418                     | 32 643      |
| 2006                | 98 331                | 47 108              | 4 485               | 51 593          | 58 699     | 208 623     | 308 821   | 2 079                           | 29 082               | 900                       | 32 061      |
| 2006 / 06           | 7 855                 | 3 730               | 365                 | 4 095           | 4 697      | 16 647      | 24 908    | 168                             | 2 186                | 80                        | 2 434       |
| 07                  | 8 301                 | 3 983               | 404                 | 4 387           | 4 917      | 17 605      | 26 541    | 170                             | 2 480                | 80                        | 2 730       |
| 08                  | 8 476                 | 4 089               | 401                 | 4 490           | 4 996      | 17 961      | 27 441    | 174                             | 2 525                | 81                        | 2 781       |
| 09                  | 8 070                 | 3 858               | 361                 | 4 219           | 4 846      | 17 136      | 25 583    | 169                             | 2 226                | 78                        | 2 473       |
| 10                  | 8 410                 | 4 121               | 396                 | 4 517           | 5 022      | 17 948      | 26 272    | 179                             | 2 557                | 83                        | 2 819       |
| 11                  | 8 293                 | 3 989               | 374                 | 4 363           | 4 970      | 17 626      | 26 496    | 180                             | 2 471                | 83                        | 2 734       |
| 12                  | 8 770                 | 4 262               | 411                 | 4 674           | 5 126      | 18 569      | 28 004    | 184                             | 2 703                | 84                        | 2 971       |
| 2007 / 01           | 8 409                 | 4 053               | 375                 | 4 429           | 5 038      | 17 875      | 26 843    | 183                             | 2 187                | 83                        | 2 453       |
| 02                  | 7 732                 | 3 789               | 359                 | 4 148           | 4 538      | 16 418      | 23 929    | 161                             | 1 991                | 70                        | 2 222       |
| 03                  | 8 714                 | 4 194               | 387                 | 4 581           | 5 181      | 18 476      | 27 275    | 185                             | 2 193                | 84                        | 2 463       |
| 04                  | 7 958                 | 3 904               | 404                 | 4 307           | 4 727      | 16 993      | 24 146    | 164                             | 2 079                | 81                        | 2 325       |
| 05                  | 8 274                 | 4 011               | 389                 | 4 400           | 4 941      | 17 615      | 25 884    | 179                             | 2 067                | 85                        | 2 331       |
| 06                  | 7 875                 | 3 821               | 386                 | 4 208           | 4 694      | 16 776      | 25 270    | 166                             | 1 869                | 77                        | 2 112       |
| 07                  | 8 492                 | 4 137               | 422                 | 4 559           | 4 964      | 18 016      | 27 922    | 175                             | 2 329                | 80                        | 2 584       |
| 08                  | 8 352                 | 4 091               | 420                 | 4 511           | 4 933      | 17 796      | 28 295    | 174                             | 2 191                | 82                        | 2 446       |
| 09                  | 8 087                 | 3 950               | 381                 | 4 331           | 4 858      | 17 276      | 25 863    | 173                             | 2 010                | 78                        | 2 260       |
| 10                  | 8 476                 | 4 158               | 409                 | 4 567           | 5 074      | 18 116      | 27 610    | 184                             | 2 244                | 91                        | 2 519       |
| 11                  | 8 384                 | 4 068               | 393                 | 4 461           | 5 037      | 17 883      | 27 544    | 186                             | 2 174                | 86                        | 2 445       |

**第三組：隧道、青嶼幹線及汽車渡輪統計數字**

**Section 3 : Tunnel , Lantau Link and Vehicular Ferry Service Statistics**

**表 3.1S : 隧道汽車流量、青嶼幹線汽車流量及汽車渡輪服務 (簡要數字)**

較詳盡的數字載於表 3.1(a) - 3.3

**Table 3.1S : Vehicular Traffic Through Tunnels, Lantau Link and Vehicular Ferry Services (Summary figures)**

More detailed figures are presented in Table 3.1(a) - 3.3

2007/11

| 年/月<br>Year/Month | 遇海隧道交通及汽車渡輪服務交通<br>Vehicular Traffic through Cross Harbour Tunnels and Vehicular Ferry Service |  |                                    |  |                                    |  |                                    |  | 非遇海隧道交通<br>Vehicular Traffic through Non-Cross Harbour Tunnels |  |                                |  |                                |  |
|-------------------|--|--|------------------------------------|--|------------------------------------|--|------------------------------------|--|--|--|--------------------------------|--|--------------------------------|--|
|                   | 海底隧道<br>Cross Harbour Tunnel   |  | 東區海底隧道<br>Eastern Harbour Crossing |  | 西區海底隧道<br>Western Harbour Crossing |  | 汽車渡輪服務<br>Vehicular Ferry Services |  | 獅子山隧道<br>Lion Rock Tunnel                                      |  | 香港仔隧道<br>Aberdeen Tunnel       |  | 城門隧道<br>Shing Mun Tunnels      |  |
|                   | 總行車<br>架次<br>Total<br>Vehicles   | 平均每<br>日架次<br>Average<br>Daily<br>Vehicles | 總行車<br>架次<br>Total<br>Vehicles     | 平均每<br>日架次<br>Average<br>Daily<br>Vehicles | 總行車<br>架次<br>Total<br>Vehicles     | 平均每<br>日架次<br>Average<br>Daily<br>Vehicles | 總行車<br>架次<br>Total<br>Vehicles     | 平均每<br>日架次<br>Average<br>Daily<br>Vehicles | 總行車<br>架次<br>Total<br>Vehicles                                 | 平均每<br>日架次<br>Average<br>Daily<br>Vehicles | 總行車<br>架次<br>Total<br>Vehicles | 平均每<br>日架次<br>Average<br>Daily<br>Vehicles | 總行車<br>架次<br>Total<br>Vehicles | 平均每<br>日架次<br>Average<br>Daily<br>Vehicles |
|                   | 2002   | 43 803 347                                 | 120 009                            | 26 789 599                                 | 73 396                             | 14 613 689                                 | 40 038                             | 26 549                                     | 73   | 32 772 892                                 | 89 789                         | 21 279 371                                 | 58 300                         | 19 913 756                                 |
| 2003              | 43 712 002   | 119 759                                    | 26 018 772                         | 71 284                                     | 13 600 352                         | 37 261                                     | 27 847                             | 76   | 32 130 948   | 88 030                                     | 20 623 344                     | 56 502                                     | 19 341 001                     | 52 989                                     |
| 2004              | 44 531 873   | 121 672                                    | 26 893 049                         | 73 478                                     | 14 342 787                         | 39 188                                     | 29 821                             | 81   | 32 104 070   | 87 716                                     | 21 072 895                     | 57 576                                     | 19 517 131                     | 53 325                                     |
| 2005              | 44 841 874   | 122 854                                    | 23 310 701                         | 63 865                                     | 15 033 790                         | 41 188                                     | 30 336                             | 83   | 31 974 144   | 87 600                                     | 21 112 455                     | 57 842                                     | 19 396 660                     | 53 142                                     |
| 2006              | 45 211 232   | 123 866                                    | 22 268 743                         | 61 010                                     | 16 195 988                         | 44 373                                     | 30 369                             | 83   | 32 545 498   | 89 166                                     | 21 806 117                     | 59 743                                     | 19 280 131                     | 52 822                                     |
| 2006 / 09         | 3 716 006  | 123 867                                    | 1 880 725                          | 62 691                                     | 1 383 827                          | 46 128                                     | 2 560                              | 85   | 2 694 703  | 89 823                                     | 1 799 458                      | 59 982                                     | 1 617 418                      | 53 914                                     |
| 10                | 3 849 233  | 124 169                                    | 1 924 291                          | 62 074                                     | 1 426 273                          | 46 009                                     | 2 582                              | 83   | 2 771 103  | 89 390                                     | 1 907 552                      | 61 534                                     | 1 617 708                      | 52 184                                     |
| 11                | 3 736 670  | 124 556                                    | 1 932 382                          | 64 413                                     | 1 456 890                          | 48 563                                     | 2 541                              | 85   | 2 739 434  | 91 314                                     | 1 853 604                      | 61 787                                     | 1 623 752                      | 54 125                                     |
| 12                | 3 904 936  | 125 966                                    | 1 978 504                          | 63 823                                     | 1 505 652                          | 48 569                                     | 2 529                              | 82   | 2 847 051  | 91 840                                     | 1 918 116                      | 61 875                                     | 1 667 588                      | 53 793                                     |
| 2007 / 01         | 3 859 467  | 124 499                                    | 1 915 714                          | 61 797                                     | 1 435 422                          | 46 304                                     | 2 626                              | 85   | 2 810 773  | 90 670                                     | 1 885 649                      | 60 827                                     | 1 643 737                      | 53 024                                     |
| 02                | 3 453 461  | 123 338                                    | 1 744 222                          | 62 294                                     | 1 274 559                          | 45 520                                     | 2 304                              | 82   | 2 530 439  | 90 373                                     | 1 699 776                      | 60 706                                     | 1 455 047                      | 51 966                                     |
| 03                | 3 932 491  | 126 855                                    | 1 993 459                          | 64 305                                     | 1 509 561                          | 48 696                                     | 2 622                              | 85   | 2 836 861  | 91 512                                     | 1 924 857                      | 62 092                                     | 1 670 504                      | 53 887                                     |
| 04                | 3 692 566  | 123 086                                    | 1 781 981                          | 59 399                                     | 1 364 851                          | 45 495                                     | 2 480                              | 83   | 2 636 142  | 87 871                                     | 1 783 316                      | 59 444                                     | 1 584 909                      | 52 830                                     |
| 05                | 3 763 236  | 121 395                                    | 1 942 592                          | 62 664                                     | 1 442 809                          | 46 542                                     | 2 697                              | 87   | 2 759 576  | 89 019                                     | 1 885 369                      | 60 818                                     | 1 640 581                      | 52 922                                     |
| 06                | 3 639 723  | 121 324                                    | 1 931 011                          | 64 367                                     | 1 456 562                          | 48 552                                     | 2 686                              | 90   | 2 687 199  | 89 573                                     | 1 835 666                      | 61 189                                     | 1 632 851                      | 54 428                                     |
| 07                | 3 765 173  | 121 457                                    | 1 976 602                          | 63 761                                     | 1 510 006                          | 48 710                                     | 2 750                              | 89   | 2 743 580  | 88 503                                     | 1 884 864                      | 60 802                                     | 1 668 944                      | 53 837                                     |
| 08                | 3 681 718  | 118 765                                    | 1 988 116                          | 64 133                                     | 1 524 907                          | 49 191                                     | 2 748                              | 89   | 2 714 630  | 87 569                                     | 1 888 689                      | 60 925                                     | 1 695 483                      | 54 693                                     |
| 09                | 3 673 670  | 122 456                                    | 1 971 505                          | 65 717                                     | 1 486 008                          | 49 534                                     | 2 647                              | 88   | 2 734 592  | 91 153                                     | 1 857 847                      | 61 928                                     | 1 668 626                      | 55 621                                     |
| 10                | 3 816 130  | 123 101                                    | 2 030 937                          | 65 514                                     | 1 594 386                          | 51 432                                     | 2 699                              | 87   | 2 794 020  | 90 130                                     | 1 937 563                      | 62 502                                     | 1 693 464                      | 54 628                                     |
| 11                | 3 742 176  | 124 739                                    | 2 031 054                          | 67 702                                     | 1 600 614                          | 53 354                                     | 2 610                              | 87   | 2 761 924  | 92 064                                     | 1 899 070                      | 63 302                                     | 1 682 273                      | 56 076                                     |

| 年/月<br>Year/Month | 非遇海隧道交通<br>Vehicular Traffic through Non-Cross Harbour Tunnels |  |                                |  |                                |  |                                |  |   |  | 青嶼幹線交通<br>Vehicular Traffic through Lantau Link |  | 當年/月日數<br>No. of<br>days in the<br>year/month |
|-------------------|--|--|--------------------------------|--|--------------------------------|--|--------------------------------|--|---|--|---|--|---|
|                   | 將軍澳隧道<br>Tseung Kwan O Tunnel                                  |  | 大老山隧道<br>Tate's Cairn Tunnel   |  | 啓德隧道<br>Kai Tak Tunnel         |  | 大欖隧道<br>Tai Lam Tunnel         |  | 愉景灣隧道及連接道路<br>Discovery Bay Tunnel Link |  | 青嶼幹線<br>Lantau Link                             |  |   |
|                   | 總行車<br>架次<br>Total<br>Vehicles                                 | 平均每<br>日架次<br>Average<br>Daily<br>Vehicles | 總行車<br>架次<br>Total<br>Vehicles | 平均每<br>日架次<br>Average<br>Daily<br>Vehicles | 總行車<br>架次<br>Total<br>Vehicles | 平均每<br>日架次<br>Average<br>Daily<br>Vehicles | 總行車<br>架次<br>Total<br>Vehicles | 平均每<br>日架次<br>Average<br>Daily<br>Vehicles | 總行車<br>架次<br>Total<br>Vehicles          | 平均每<br>日架次<br>Average<br>Daily<br>Vehicles | 總行車<br>架次<br>Total<br>Vehicles                  | 平均每<br>日架次<br>Average<br>Daily<br>Vehicles |   |
|                   | 2002   | 25 253 418                                 | 69 187                         | 22 898 780                                 | 62 736                         | 21 697 322                                 | 59 445                         | 16 226 406                                 | 44 456                                  | 223 280                                    | 612   | 15 030 028                                 |   |
| 2003              | 23 888 690   | 65 448                                     | 22 237 109                     | 60 924                                     | 21 317 692                     | 58 405                                     | 16 156 867                     | 44 265                                     | 248 856                                 | 682  | 14 799 159                                      | 40 546                                     | 365   |
| 2004              | 24 777 134   | 67 697                                     | 22 350 357                     | 61 067                                     | 21 643 056                     | 59 134                                     | 16 610 728                     | 45 385                                     | 279 122                                 | 763  | 17 553 296                                      | 47 960                                     | 366   |
| 2005              | 24 734 097   | 67 765                                     | 20 916 151                     | 57 305                                     | 21 740 603                     | 59 563                                     | 16 845 419                     | 46 152                                     | 290 740                                 | 797  | 18 793 501                                      | 51 489                                     | 365   |
| 2006              | 25 273 420   | 69 242                                     | 20 124 880                     | 55 137                                     | 20 680 158                     | 56 658                                     | 17 343 191                     | 47 516                                     | 333 656                                 | 914  | 19 783 091                                      | 54 200                                     | 365   |
| 2006 / 09         | 2 129 093  | 70 970                                     | 1 682 256                      | 56 075                                     | 1 687 355                      | 56 245                                     | 1 477 768                      | 49 259                                     | 27 716                                  | 924  | 1 641 466                                       | 54 716                                     | 30  |
| 10                | 2 182 681  | 70 409                                     | 1 718 212                      | 55 426                                     | 1 741 779                      | 56 186                                     | 1 481 517                      | 47 791                                     | 27 970                                  | 902  | 1 721 778                                       | 55 541                                     | 31  |
| 11                | 2 133 354  | 71 112                                     | 1 696 203                      | 56 540                                     | 1 687 070                      | 56 236                                     | 1 477 421                      | 49 247                                     | 29 636                                  | 988  | 1 690 436                                       | 56 348                                     | 30  |
| 12                | 2 230 295  | 71 945                                     | 1 751 709                      | 56 507                                     | 1 760 997                      | 56 806                                     | 1 528 307                      | 49 300                                     | 30 322                                  | 978  | 1 814 932                                       | 58 546                                     | 31  |
| 2007 / 01         | 2 200 999  | 71 000                                     | 1 708 207                      | 55 103                                     | 1 845 161                      | 59 521                                     | 1 480 000                      | 47 742                                     | 31 638                                  | 1 021                                      | 1 671 552                                       | 53 921                                     | 31  |
| 02                | 2 034 211  | 72 650                                     | 1 578 817                      | 56 386                                     | 1 665 467                      | 59 481                                     | 1 311 000                      | 46 821                                     | 25 818                                  | 922  | 1 520 778                                       | 54 314                                     | 28  |
| 03                | 2 245 205  | 72 426                                     | 1 753 369                      | 56 560                                     | 1 924 570                      | 62 083                                     | 1 518 018                      | 48 968                                     | 32 954                                  | 1 063                                      | 1 724 358                                       | 55 624                                     | 31  |
| 04                | 2 069 956  | 68 999                                     | 1 620 466                      | 54 016                                     | 1 702 464                      | 56 749                                     | 1 455 943                      | 48 531                                     | 29 428                                  | 981  | 1 741 082                                       | 58 036                                     | 31  |
| 05                | 2 219 407  | 71 594                                     | 1 722 617                      | 55 568                                     | 1 783 366                      | 57 528                                     | 1 488 858                      | 48 028                                     | 30 024                                  | 969  | 1 641 656                                       | 52 957                                     | 31  |
| 06                | 2 194 395  | 73 147                                     | 1 710 222                      | 57 007                                     | 1 745 564                      | 58 185                                     | 1 499 965                      | 49 999                                     | 30 124                                  | 1 004                                      | 1 672 484                                       | 55 749                                     | 30  |
| 07                | 2 232 330  | 72 011                                     | 1 731 737                      | 55 862                                     | 1 778 016                      | 57 355                                     | 1 539 759                      | 49 670                                     | 30 092                                  | 971  | 1 791 428                                       | 57 788                                     | 31  |
| 08                | 2 194 188  | 70 780                                     | 1 744 015                      | 56 259                                     | 1 810 705                      | 58 410                                     | 1 550 802                      | 50 026                                     | 31 160                                  | 1 005                                      | 1 813 330                                       | 58 495                                     | 31  |
| 09                | 2 221 878  | 74 063                                     | 1 736 308                      | 57 877                                     | 1 719 991                      | 57 333                                     | 1 493 400                      | 49 780                                     | 32 302                                  | 1 077                                      | 1 710 351                                       | 57 012                                     | 30  |
| 10                | 2 268 253  | 73 169                                     | 1 758 717                      | 56 733                                     | 1 796 246                      | 57 943                                     | 1 521 143                      | 49 069                                     | 31 916                                  | 1 030                                      | 1 846 783                                       | 59 574                                     | 31  |
| 11                | 2 249 039  | 74 968                                     | 1 743 644                      | 58 121                                     | 1 780 102                      | 59 337                                     | 1 505 960                      | 50 199                                     | 32 360                                  | 1 079                                      | 1 788 875                                       | 59 629                                     | 30  |

過海隧道交通及汽車渡輪服務交通

Vehicular Traffic through Cross Harbour Tunnels and Vehicular Ferry Service

表 3.1(a) : 海底隧道<sup>(1) (2)</sup>

Table 3.1(a) : Cross Harbour Tunnel<sup>(1) (2)</sup>

2007/11

| 年 / 月<br>Year / Month | 私家車<br>Private Cars |                   |                       | 的士<br>Taxis       |                   |                       | 電單車<br>Motor Cycles |                   |                       | 私家/公共小巴<br>Private/Public Light Buses |                   |                       | 私家/公共巴士<br>Private/Public Buses |                   |                       |                   |                   |                       |
|-----------------------|---------------------|-------------------|-----------------------|-------------------|-------------------|-----------------------|---------------------|-------------------|-----------------------|---------------------------------------|-------------------|-----------------------|---------------------------------|-------------------|-----------------------|-------------------|-------------------|-----------------------|
|                       | 南行<br>South-bound   | 北行<br>North-bound | 雙程合計<br>Two-way total | 南行<br>South-bound | 北行<br>North-bound | 雙程合計<br>Two-way total | 南行<br>South-bound   | 北行<br>North-bound | 雙程合計<br>Two-way total | 南行<br>South-bound                     | 北行<br>North-bound | 雙程合計<br>Two-way total | 單層<br>Single Deck               |                   |                       | 雙層<br>Double Deck |                   |                       |
|                       |                     |                   |                       |                   |                   |                       |                     |                   |                       |                                       |                   |                       | 南行<br>South-bound               | 北行<br>North-bound | 雙程合計<br>Two-way total | 南行<br>South-bound | 北行<br>North-bound | 雙程合計<br>Two-way total |
|                       | 南行<br>South-bound   | 北行<br>North-bound | 雙程合計<br>Two-way total | 南行<br>South-bound | 北行<br>North-bound | 雙程合計<br>Two-way total | 南行<br>South-bound   | 北行<br>North-bound | 雙程合計<br>Two-way total | 南行<br>South-bound                     | 北行<br>North-bound | 雙程合計<br>Two-way total | 南行<br>South-bound               | 北行<br>North-bound | 雙程合計<br>Two-way total |                   |                   |                       |
| 2002                  | 8 724 974           | 8 232 968         | 16 957 942            | 5 780 675         | 5 568 215         | 11 348 890            | 895 048             | 874 006           | 1 769 054             | 524 493                               | 465 784           | 990 277               | 582 226                         | 652 489           | 1 234 715             | 1 093 765         | 1 158 354         | 2 252 119             |
| 2003                  | 8 632 533           | 8 281 098         | 16 913 631            | 5 667 679         | 5 558 949         | 11 226 628            | 952 755             | 927 828           | 1 880 583             | 569 798                               | 508 705           | 1 078 503             | 507 100                         | 575 909           | 1 083 009             | 1 103 645         | 1 178 065         | 2 281 710             |
| 2004                  | 8 464 072           | 8 129 716         | 16 593 788            | 5 997 150         | 5 926 077         | 11 923 227            | 954 808             | 943 370           | 1 898 178             | 606 880                               | 551 327           | 1 158 207             | 654 646                         | 738 811           | 1 393 457             | 1 110 773         | 1 185 384         | 2 296 157             |
| 2005                  | 8 340 337           | 7 935 904         | 16 276 241            | 5 919 421         | 5 809 770         | 11 729 191            | 997 448             | 984 211           | 1 981 659             | 628 110                               | 563 250           | 1 191 360             | 669 602                         | 763 442           | 1 433 044             | 1 079 906         | 1 161 337         | 2 241 243             |
| 2006                  | 8 225 523           | 7 817 269         | 16 042 792            | 6 031 292         | 5 907 230         | 11 938 522            | 1 019 214           | 1 003 990         | 2 023 204             | 638 509                               | 572 657           | 1 211 166             | 727 034                         | 832 508           | 1 559 542             | 1 056 426         | 1 135 969         | 2 192 395             |
| 2006 / 06             | 663 476             | 632 805           | 1 296 281             | 488 003           | 477 558           | 965 561               | 80 479              | 78 772            | 159 251               | 52 543                                | 46 615            | 99 158                | 56 146                          | 64 804            | 120 950               | 86 373            | 93 555            | 179 928               |
| 07                    | 680 287             | 643 774           | 1 324 061             | 502 773           | 492 249           | 995 022               | 81 487              | 80 200            | 161 687               | 53 154                                | 47 057            | 100 211               | 62 392                          | 70 854            | 133 246               | 89 054            | 96 211            | 185 265               |
| 08                    | 669 408             | 627 577           | 1 296 985             | 492 848           | 478 230           | 971 078               | 85 379              | 84 110            | 169 489               | 52 425                                | 46 659            | 99 084                | 62 594                          | 71 761            | 134 355               | 89 317            | 96 783            | 186 100               |
| 09                    | 663 828             | 630 512           | 1 294 340             | 491 797           | 480 569           | 972 366               | 85 910              | 84 489            | 170 399               | 53 018                                | 47 669            | 100 687               | 52 660                          | 62 913            | 115 573               | 86 659            | 94 231            | 180 890               |
| 10                    | 695 093             | 664 051           | 1 359 144             | 523 238           | 512 319           | 1 035 557             | 92 128              | 90 558            | 182 686               | 55 000                                | 49 643            | 104 643               | 59 059                          | 68 835            | 127 894               | 88 623            | 95 677            | 184 300               |
| 11                    | 659 136             | 626 262           | 1 285 398             | 491 826           | 478 085           | 969 911               | 90 298              | 88 146            | 178 444               | 53 234                                | 48 449            | 101 683               | 66 931                          | 77 054            | 143 985               | 86 108            | 93 413            | 179 521               |
| 12                    | 706 604             | 679 013           | 1 385 617             | 523 363           | 515 453           | 1 038 816             | 89 344              | 87 950            | 177 294               | 56 730                                | 50 624            | 107 354               | 63 666                          | 72 927            | 136 593               | 88 487            | 95 660            | 184 147               |
| 2007 / 01             | 690 461             | 657 894           | 1 348 355             | 517 311           | 505 501           | 1 022 812             | 89 052              | 87 447            | 176 499               | 55 741                                | 49 946            | 105 687               | 58 121                          | 66 447            | 124 568               | 89 612            | 96 552            | 186 164               |
| 02                    | 652 642             | 625 621           | 1 278 263             | 478 866           | 472 892           | 951 758               | 76 098              | 75 179            | 151 277               | 50 495                                | 44 728            | 95 223                | 54 835                          | 61 907            | 116 742               | 80 483            | 86 229            | 166 712               |
| 03                    | 695 454             | 659 018           | 1 354 472             | 544 439           | 530 110           | 1 074 549             | 91 223              | 89 626            | 180 849               | 55 938                                | 49 724            | 105 662               | 62 132                          | 71 555            | 133 687               | 90 015            | 96 901            | 186 916               |
| 04                    | 664 135             | 631 979           | 1 296 114             | 517 536           | 504 381           | 1 021 917             | 80 393              | 78 658            | 159 051               | 50 503                                | 45 112            | 95 615                | 56 952                          | 65 083            | 122 035               | 85 018            | 91 491            | 176 509               |
| 05                    | 679 820             | 644 072           | 1 323 892             | 500 092           | 486 096           | 986 188               | 86 413              | 84 582            | 170 995               | 52 886                                | 46 774            | 99 660                | 58 010                          | 66 277            | 124 287               | 88 269            | 95 597            | 183 866               |
| 06                    | 655 574             | 623 344           | 1 278 918             | 492 585           | 479 689           | 972 274               | 77 716              | 75 883            | 153 599               | 51 130                                | 44 925            | 96 055                | 51 480                          | 60 248            | 111 728               | 85 090            | 92 698            | 177 788               |
| 07                    | 665 669             | 624 025           | 1 289 694             | 511 564           | 496 768           | 1 008 332             | 87 809              | 85 559            | 173 368               | 53 193                                | 46 449            | 99 642                | 61 458                          | 71 247            | 132 705               | 87 820            | 95 997            | 183 817               |
| 08                    | 654 689             | 611 996           | 1 266 685             | 487 963           | 471 762           | 959 725               | 77 494              | 75 238            | 152 732               | 50 049                                | 43 490            | 93 539                | 62 986                          | 71 915            | 134 901               | 88 018            | 96 174            | 184 192               |
| 09                    | 664 507             | 632 363           | 1 296 870             | 494 767           | 484 026           | 978 793               | 85 636              | 83 336            | 168 972               | 50 442                                | 45 828            | 96 270                | 51 199                          | 59 641            | 110 840               | 85 075            | 92 764            | 177 839               |
| 10                    | 676 628             | 636 082           | 1 312 710             | 528 973           | 510 076           | 1 039 049             | 91 781              | 89 456            | 181 237               | 53 116                                | 48 305            | 101 421               | 57 673                          | 66 781            | 124 454               | 88 672            | 96 369            | 185 041               |
| 11                    | 658 136             | 624 299           | 1 282 435             | 497 175           | 482 957           | 980 132               | 91 937              | 89 758            | 181 695               | 52 076                                | 47 021            | 99 097                | 66 684                          | 77 130            | 143 814               | 85 277            | 93 492            | 178 769               |

註： (1) 海底隧道於1972年8月3日通車。  
 (2) 由1999年9月1日起，隧道歸屬政府，並委任香港隧道及高速公路管理有限公司管理。由2006年9月1日起，以合約形式將管理及營運的工作交給香港運輸物流及管理有限公司。

Notes : (1) The Cross Harbour Tunnel was opened to traffic on 3.8.1972.  
 (2) The Cross Harbour Tunnel vested in the Government and was managed by Hong Kong Tunnels & Highways Management Co. Ltd. from 1.9.1999. From 1.9.2006 onwards, its management, operation maintenance was contracted out to Hong Kong Transport, Logistics & Management Co. Ltd.



表 3.1(a) (續)  
Table 3.1(a) (cont'd)

2007/11

| 年 / 月<br>Year / Month | 貨車<br>Goods Vehicles     |                   |                       |                              |                   |                       |                      |                   |                       | 總行車架次<br>Total Vehicles |                   |                       | 平均每日架次<br>Average Daily Vehicles |                   |                       |
|-----------------------|--------------------------|-------------------|-----------------------|------------------------------|-------------------|-----------------------|----------------------|-------------------|-----------------------|-------------------------|-------------------|-----------------------|----------------------------------|-------------------|-----------------------|
|                       | ≤ 5.5 公噸<br>≤ 5.5 tonnes |                   |                       | >5.5-24 公噸<br>>5.5-24 tonnes |                   |                       | >24 公噸<br>>24 tonnes |                   |                       | 南行<br>South-bound       | 北行<br>North-bound | 雙程合計<br>Two-way total | 南行<br>South-bound                | 北行<br>North-bound | 雙程合計<br>Two-way total |
|                       | 南行<br>South-bound        | 北行<br>North-bound | 雙程合計<br>Two-way total | 南行<br>South-bound            | 北行<br>North-bound | 雙程合計<br>Two-way total | 南行<br>South-bound    | 北行<br>North-bound | 雙程合計<br>Two-way total |                         |                   |                       |                                  |                   |                       |
| 2002                  | 3 839 194                | 3 723 707         | 7 562 901             | 680 069                      | 665 228           | 1 345 297             | 166 961              | 175 191           | 342 152               | 22 287 405              | 21 515 942        | 43 803 347            | 61 061                           | 58 948            | 120 009               |
| 2003                  | 3 839 374                | 3 775 500         | 7 614 874             | 658 939                      | 651 496           | 1 310 435             | 159 030              | 163 599           | 322 629               | 22 090 853              | 21 621 149        | 43 712 002            | 60 523                           | 59 236            | 119 759               |
| 2004                  | 3 868 279                | 3 841 185         | 7 709 464             | 638 227                      | 628 597           | 1 266 824             | 144 709              | 147 862           | 292 571               | 22 439 544              | 22 092 329        | 44 531 873            | 61 310                           | 60 362            | 121 672               |
| 2005                  | 4 154 996                | 4 108 635         | 8 263 631             | 715 342                      | 704 838           | 1 420 180             | 150 466              | 154 859           | 305 325               | 22 655 628              | 22 186 246        | 44 841 874            | 62 070                           | 60 784            | 122 854               |
| 2006                  | 4 254 690                | 4 229 016         | 8 483 706             | 731 113                      | 731 516           | 1 462 629             | 145 317              | 151 959           | 297 276               | 22 829 118              | 22 382 114        | 45 211 232            | 62 546                           | 61 321            | 123 866               |
| 2006 / 06             | 359 310                  | 357 643           | 716 953               | 61 959                       | 61 902            | 123 861               | 11 127               | 11 418            | 22 545                | 1 859 416               | 1 825 072         | 3 684 488             | 61 981                           | 60 836            | 122 816               |
| 07                    | 360 213                  | 358 438           | 718 651               | 62 617                       | 62 506            | 125 123               | 12 468               | 12 965            | 25 433                | 1 904 445               | 1 864 254         | 3 768 699             | 61 434                           | 60 137            | 121 571               |
| 08                    | 373 141                  | 370 878           | 744 019               | 65 191                       | 65 149            | 130 340               | 13 513               | 13 983            | 27 496                | 1 903 816               | 1 855 130         | 3 758 946             | 61 413                           | 59 843            | 121 256               |
| 09                    | 364 714                  | 361 647           | 726 361               | 63 866                       | 64 000            | 127 866               | 13 431               | 14 093            | 27 524                | 1 875 883               | 1 840 123         | 3 716 006             | 62 529                           | 61 337            | 123 867               |
| 10                    | 352 989                  | 351 542           | 704 531               | 60 814                       | 61 532            | 122 346               | 13 717               | 14 415            | 28 132                | 1 940 661               | 1 908 572         | 3 849 233             | 62 602                           | 61 567            | 124 169               |
| 11                    | 362 397                  | 359 790           | 722 187               | 62 433                       | 62 813            | 125 246               | 14 543               | 15 752            | 30 295                | 1 886 906               | 1 849 764         | 3 736 670             | 62 897                           | 61 659            | 124 556               |
| 12                    | 361 917                  | 362 493           | 724 410               | 60 994                       | 61 867            | 122 861               | 13 360               | 14 484            | 27 844                | 1 964 465               | 1 940 471         | 3 904 936             | 63 370                           | 62 596            | 125 966               |
| 2007 / 01             | 371 412                  | 370 119           | 741 531               | 63 201                       | 63 530            | 126 731               | 13 257               | 13 863            | 27 120                | 1 948 168               | 1 911 299         | 3 859 467             | 62 844                           | 61 655            | 124 499               |
| 02                    | 291 120                  | 288 447           | 579 567               | 47 042                       | 47 128            | 94 170                | 9 575                | 10 174            | 19 749                | 1 741 156               | 1 712 305         | 3 453 461             | 62 184                           | 61 154            | 123 338               |
| 03                    | 371 461                  | 369 119           | 740 580               | 64 301                       | 64 045            | 128 346               | 13 185               | 14 245            | 27 430                | 1 988 148               | 1 944 343         | 3 932 491             | 64 134                           | 62 721            | 126 855               |
| 04                    | 340 635                  | 339 266           | 679 901               | 58 811                       | 59 106            | 117 917               | 11 192               | 12 315            | 23 507                | 1 865 175               | 1 827 391         | 3 692 566             | 62 173                           | 60 913            | 123 086               |
| 05                    | 363 410                  | 360 637           | 724 047               | 62 420                       | 62 371            | 124 791               | 12 053               | 13 457            | 25 510                | 1 903 373               | 1 859 863         | 3 763 236             | 61 399                           | 59 996            | 121 395               |
| 06                    | 351 647                  | 350 397           | 702 044               | 62 227                       | 61 950            | 124 177               | 10 920               | 12 220            | 23 140                | 1 838 369               | 1 801 354         | 3 639 723             | 61 279                           | 60 045            | 121 324               |
| 07                    | 362 845                  | 361 435           | 724 280               | 65 453                       | 63 207            | 128 660               | 11 790               | 12 885            | 24 675                | 1 907 601               | 1 857 572         | 3 765 173             | 61 536                           | 59 922            | 121 457               |
| 08                    | 368 128                  | 365 193           | 733 321               | 66 666                       | 65 354            | 132 020               | 11 853               | 12 750            | 24 603                | 1 867 846               | 1 813 872         | 3 681 718             | 60 253                           | 58 512            | 118 765               |
| 09                    | 349 726                  | 346 055           | 695 781               | 62 669                       | 61 625            | 124 294               | 11 586               | 12 425            | 24 011                | 1 855 607               | 1 818 063         | 3 673 670             | 61 854                           | 60 602            | 122 456               |
| 10                    | 361 285                  | 357 108           | 718 393               | 64 112                       | 62 934            | 127 046               | 12 914               | 13 865            | 26 779                | 1 935 154               | 1 880 976         | 3 816 130             | 62 424                           | 60 677            | 123 101               |
| 11                    | 359 755                  | 360 373           | 720 128               | 64 554                       | 63 747            | 128 301               | 13 174               | 14 631            | 27 805                | 1 888 768               | 1 853 408         | 3 742 176             | 62 959                           | 61 780            | 124 739               |

資料來源：香港隧道及高速公路管理有限公司  
香港運輸物流及管理有限公司

Sources : Hong Kong Tunnels and Highways Management Co. Ltd.  
Hong Kong Transport, Logistics & Management Co. Ltd.

表 3.1(b) : 東區海底隧道<sup>(1)</sup>

Table 3.1(b) : Eastern Harbour Crossing<sup>(1)</sup>

2007/11

| 年 / 月<br>Year / Month | 私家車<br>Private Cars |                   |                       | 的士<br>Taxis       |                   |                       | 電單車<br>Motor Cycles |                   |                       | 私家/公共小巴<br>Private/Public Light Buses |                   |                       | 私家/公共巴士<br>Private/Public Buses |                   |                       |                   |                   |                       |
|-----------------------|---------------------|-------------------|-----------------------|-------------------|-------------------|-----------------------|---------------------|-------------------|-----------------------|---------------------------------------|-------------------|-----------------------|---------------------------------|-------------------|-----------------------|-------------------|-------------------|-----------------------|
|                       | 南行<br>South-bound   | 北行<br>North-bound | 雙程合計<br>Two-way total | 南行<br>South-bound | 北行<br>North-bound | 雙程合計<br>Two-way total | 南行<br>South-bound   | 北行<br>North-bound | 雙程合計<br>Two-way total | 南行<br>South-bound                     | 北行<br>North-bound | 雙程合計<br>Two-way total | 單層<br>Single Deck               |                   |                       | 雙層<br>Double Deck |                   |                       |
|                       |                     |                   |                       |                   |                   |                       |                     |                   |                       |                                       |                   |                       | 南行<br>South-bound               | 北行<br>North-bound | 雙程合計<br>Two-way total | 南行<br>South-bound | 北行<br>North-bound | 雙程合計<br>Two-way total |
| 2002                  | 7 422 073           | 7 825 509         | 15 247 582            | 1 721 743         | 1 866 766         | 3 588 509             | 462 886             | 477 700           | 940 586               | 214 834                               | 210 380           | 425 214               | 104 947                         | 75 794            | 180 741               | 500 393           | 468 054           | 968 447               |
| 2003                  | 7 327 730           | 7 631 799         | 14 959 529            | 1 644 952         | 1 774 867         | 3 419 819             | 492 766             | 506 754           | 999 520               | 186 316                               | 180 726           | 367 042               | 101 585                         | 73 343            | 174 928               | 466 216           | 440 077           | 906 293               |
| 2004                  | 7 383 507           | 7 679 905         | 15 063 412            | 1 809 377         | 1 967 173         | 3 776 550             | 537 164             | 543 940           | 1 081 104             | 207 994                               | 199 751           | 407 745               | 121 895                         | 90 132            | 212 027               | 455 315           | 425 750           | 881 065               |
| 2005                  | 6 275 213           | 6 581 811         | 12 857 024            | 1 724 926         | 1 931 370         | 3 656 296             | 413 846             | 422 282           | 836 128               | 209 072                               | 203 109           | 412 181               | 100 075                         | 69 125            | 169 200               | 431 198           | 397 461           | 828 659               |
| 2006                  | 5 960 481           | 6 243 874         | 12 204 355            | 1 861 467         | 2 080 605         | 3 942 072             | 369 807             | 379 085           | 748 892               | 197 303                               | 194 819           | 392 122               | 98 841                          | 68 067            | 166 908               | 421 555           | 384 532           | 806 087               |
| 2006 / 06             | 482 129             | 503 990           | 986 119               | 150 824           | 167 993           | 318 817               | 29 261              | 30 222            | 59 483                | 16 452                                | 16 272            | 32 724                | 8 328                           | 5 771             | 14 099                | 35 006            | 31 903            | 66 909                |
| 07                    | 487 892             | 515 828           | 1 003 720             | 156 571           | 176 383           | 332 954               | 30 162              | 30 928            | 61 090                | 16 346                                | 16 164            | 32 510                | 7 907                           | 5 648             | 13 555                | 35 810            | 32 607            | 68 417                |
| 08                    | 494 745             | 524 121           | 1 018 866             | 157 015           | 179 323           | 336 338               | 32 293              | 33 128            | 65 421                | 16 478                                | 16 354            | 32 832                | 7 439                           | 4 845             | 12 284                | 36 288            | 32 782            | 69 070                |
| 09                    | 497 851             | 521 946           | 1 019 797             | 153 778           | 174 122           | 327 900               | 32 356              | 33 438            | 65 794                | 16 441                                | 16 125            | 32 566                | 9 190                           | 5 753             | 14 943                | 35 144            | 31 870            | 67 014                |
| 10                    | 515 937             | 536 971           | 1 052 908             | 163 729           | 182 134           | 345 863               | 35 170              | 36 180            | 71 350                | 16 947                                | 16 677            | 33 624                | 9 655                           | 6 639             | 16 294                | 35 265            | 32 402            | 67 667                |
| 11                    | 509 362             | 529 060           | 1 038 422             | 165 401           | 183 568           | 348 969               | 33 378              | 34 744            | 68 122                | 16 771                                | 16 483            | 33 254                | 10 443                          | 7 697             | 18 140                | 35 119            | 31 740            | 66 859                |
| 12                    | 530 272             | 549 659           | 1 079 931             | 171 427           | 189 353           | 360 780               | 33 301              | 33 908            | 67 209                | 16 664                                | 16 499            | 33 163                | 8 662                           | 6 311             | 14 973                | 35 877            | 32 546            | 68 423                |
| 2007 / 01             | 510 360             | 530 626           | 1 040 986             | 165 061           | 182 356           | 347 417               | 32 225              | 33 126            | 65 351                | 17 090                                | 16 899            | 33 989                | 8 461                           | 5 993             | 14 454                | 35 954            | 32 660            | 68 614                |
| 02                    | 481 883             | 498 458           | 980 341               | 160 555           | 175 840           | 336 395               | 28 145              | 28 517            | 56 662                | 15 194                                | 15 047            | 30 241                | 6 717                           | 4 799             | 11 516                | 32 005            | 29 267            | 61 272                |
| 03                    | 524 683             | 546 998           | 1 071 681             | 182 109           | 204 887           | 386 996               | 32 336              | 33 251            | 65 587                | 17 536                                | 17 349            | 34 885                | 9 094                           | 6 524             | 15 618                | 36 284            | 32 822            | 69 106                |
| 04                    | 472 611             | 494 501           | 967 112               | 157 066           | 175 716           | 332 782               | 28 619              | 29 413            | 58 032                | 16 143                                | 15 919            | 32 062                | 7 491                           | 5 588             | 13 079                | 33 788            | 30 911            | 64 699                |
| 05                    | 516 850             | 540 032           | 1 056 882             | 168 141           | 187 826           | 355 967               | 32 254              | 33 074            | 65 328                | 17 245                                | 16 938            | 34 183                | 8 755                           | 6 264             | 15 019                | 36 024            | 32 534            | 68 558                |
| 06                    | 509 613             | 533 455           | 1 043 068             | 169 025           | 189 878           | 358 903               | 30 279              | 31 059            | 61 338                | 16 564                                | 16 304            | 32 868                | 8 227                           | 5 773             | 14 000                | 35 150            | 31 805            | 66 955                |
| 07                    | 512 169             | 540 908           | 1 053 077             | 175 684           | 197 277           | 372 961               | 35 177              | 36 502            | 71 679                | 16 593                                | 16 287            | 32 880                | 8 305                           | 5 954             | 14 259                | 36 128            | 32 509            | 68 637                |
| 08                    | 517 431             | 545 316           | 1 062 747             | 176 774           | 198 193           | 374 967               | 30 839              | 32 217            | 63 056                | 16 429                                | 16 063            | 32 492                | 8 444                           | 6 230             | 14 674                | 36 583            | 32 669            | 69 252                |
| 09                    | 523 607             | 549 651           | 1 073 258             | 172 738           | 193 377           | 366 115               | 34 061              | 35 597            | 69 658                | 16 419                                | 16 061            | 32 480                | 9 290                           | 6 789             | 16 079                | 35 111            | 31 522            | 66 633                |
| 10                    | 529 244             | 557 519           | 1 086 763             | 182 472           | 205 560           | 388 032               | 35 532              | 37 000            | 72 532                | 16 924                                | 16 520            | 33 444                | 10 185                          | 7 460             | 17 645                | 36 153            | 32 642            | 68 795                |
| 11                    | 528 479             | 552 421           | 1 080 900             | 184 330           | 204 094           | 388 424               | 35 438              | 37 096            | 72 534                | 16 757                                | 16 458            | 33 215                | 11 772                          | 8 457             | 20 229                | 35 579            | 31 893            | 67 472                |

註： (1) 東區海底隧道於1989年9月21日通車。

Note : (1) The Eastern Harbour Crossing was opened to traffic on 21.9.1989.

表 3.1(b) (續)  
Table 3.1(b) (cont'd)

2007/11

| 年 / 月<br>Year/Month | 貨車<br>Goods Vehicles     |                   |                       |                             |                   |                       |                      |                   |                       | 總行車架次<br>Total Vehicles |                   |                       | 平均每日架次<br>Average Daily Vehicles |                   |                       |
|---------------------|--------------------------|-------------------|-----------------------|-----------------------------|-------------------|-----------------------|----------------------|-------------------|-----------------------|-------------------------|-------------------|-----------------------|----------------------------------|-------------------|-----------------------|
|                     | ≤ 5.5 公噸<br>≤ 5.5 tonnes |                   |                       | >5.5-24公噸<br>>5.5-24 tonnes |                   |                       | >24 公噸<br>>24 tonnes |                   |                       | 南行<br>South-bound       | 北行<br>North-bound | 雙程合計<br>Two-way total | 南行<br>South-bound                | 北行<br>North-bound | 雙程合計<br>Two-way total |
|                     | 南行<br>South-bound        | 北行<br>North-bound | 雙程合計<br>Two-way total | 南行<br>South-bound           | 北行<br>North-bound | 雙程合計<br>Two-way total | 南行<br>South-bound    | 北行<br>North-bound | 雙程合計<br>Two-way total |                         |                   |                       |                                  |                   |                       |
| 2002                | 2 058 582                | 2 188 300         | 4 246 882             | 478 541                     | 506 185           | 984 726               | 105 798              | 101 114           | 206 912               | 13 069 797              | 13 719 802        | 26 789 599            | 35 808                           | 37 588            | 73 396                |
| 2003                | 1 984 109                | 2 077 398         | 4 061 507             | 468 989                     | 488 644           | 957 633               | 86 470               | 86 031            | 172 501               | 12 759 133              | 13 259 639        | 26 018 772            | 34 957                           | 36 328            | 71 284                |
| 2004                | 2 137 953                | 2 207 695         | 4 345 648             | 490 610                     | 518 074           | 1 008 684             | 57 889               | 58 925            | 116 814               | 13 201 704              | 13 691 345        | 26 893 049            | 36 070                           | 37 408            | 73 478                |
| 2005                | 1 752 821                | 1 833 043         | 3 585 864             | 418 558                     | 443 982           | 862 540               | 52 076               | 50 733            | 102 809               | 11 377 785              | 11 932 916        | 23 310 701            | 31 172                           | 32 693            | 63 865                |
| 2006                | 1 550 613                | 1 601 771         | 3 152 384             | 377 302                     | 395 169           | 772 471               | 39 493               | 43 959            | 83 452                | 10 876 862              | 11 391 881        | 22 268 743            | 29 800                           | 31 211            | 61 010                |
| 2006 / 06           | 131 629                  | 136 229           | 267 858               | 31 893                      | 33 780            | 65 673                | 3 251                | 3 537             | 6 788                 | 888 773                 | 929 697           | 1 818 470             | 29 626                           | 30 990            | 60 616                |
| 07                  | 134 489                  | 138 611           | 273 100               | 32 629                      | 34 368            | 66 997                | 3 420                | 3 995             | 7 415                 | 905 226                 | 954 532           | 1 859 758             | 29 201                           | 30 791            | 59 992                |
| 08                  | 139 925                  | 145 175           | 285 100               | 33 948                      | 35 658            | 69 606                | 3 465                | 4 125             | 7 590                 | 921 596                 | 975 511           | 1 897 107             | 29 729                           | 31 468            | 61 197                |
| 09                  | 135 687                  | 141 146           | 276 833               | 33 635                      | 35 090            | 68 725                | 3 301                | 3 852             | 7 153                 | 917 383                 | 963 342           | 1 880 725             | 30 579                           | 32 111            | 62 691                |
| 10                  | 130 221                  | 133 999           | 264 220               | 32 536                      | 33 288            | 65 824                | 3 009                | 3 532             | 6 541                 | 942 469                 | 981 822           | 1 924 291             | 30 402                           | 31 672            | 62 074                |
| 11                  | 138 141                  | 141 710           | 279 851               | 34 482                      | 35 528            | 70 010                | 4 074                | 4 681             | 8 755                 | 947 171                 | 985 211           | 1 932 382             | 31 572                           | 32 840            | 64 413                |
| 12                  | 136 805                  | 139 347           | 276 152               | 34 177                      | 35 245            | 69 422                | 3 969                | 4 482             | 8 451                 | 971 154                 | 1 007 350         | 1 978 504             | 31 328                           | 32 495            | 63 823                |
| 2007 / 01           | 132 907                  | 136 025           | 268 932               | 33 059                      | 34 400            | 67 459                | 3 794                | 4 718             | 8 512                 | 938 911                 | 976 803           | 1 915 714             | 30 287                           | 31 510            | 61 797                |
| 02                  | 103 326                  | 106 960           | 210 286               | 25 162                      | 26 142            | 51 304                | 2 787                | 3 418             | 6 205                 | 855 774                 | 888 448           | 1 744 222             | 30 563                           | 31 730            | 62 294                |
| 03                  | 133 029                  | 138 710           | 271 739               | 34 138                      | 36 076            | 70 214                | 3 573                | 4 060             | 7 633                 | 972 782                 | 1 020 677         | 1 993 459             | 31 380                           | 32 925            | 64 305                |
| 04                  | 120 179                  | 124 327           | 244 506               | 31 265                      | 32 440            | 63 705                | 3 104                | 2 900             | 6 004                 | 870 266                 | 911 715           | 1 781 981             | 29 009                           | 30 391            | 59 399                |
| 05                  | 133 053                  | 138 276           | 271 329               | 33 932                      | 35 341            | 69 273                | 3 029                | 3 024             | 6 053                 | 949 283                 | 993 309           | 1 942 592             | 30 622                           | 32 042            | 62 664                |
| 06                  | 135 956                  | 140 323           | 276 279               | 34 457                      | 36 451            | 70 908                | 3 191                | 3 501             | 6 692                 | 942 462                 | 988 549           | 1 931 011             | 31 415                           | 32 952            | 64 367                |
| 07                  | 140 004                  | 143 856           | 283 860               | 35 188                      | 38 529            | 73 717                | 2 538                | 2 994             | 5 532                 | 961 786                 | 1 014 816         | 1 976 602             | 31 025                           | 32 736            | 63 761                |
| 08                  | 143 254                  | 149 121           | 292 375               | 36 232                      | 38 472            | 74 704                | 1 873                | 1 976             | 3 849                 | 967 859                 | 1 020 257         | 1 988 116             | 31 221                           | 32 912            | 64 133                |
| 09                  | 133 362                  | 140 047           | 273 409               | 33 715                      | 35 728            | 69 443                | 2 011                | 2 419             | 4 430                 | 960 314                 | 1 011 191         | 1 971 505             | 32 010                           | 33 706            | 65 717                |
| 10                  | 139 081                  | 145 081           | 284 162               | 35 774                      | 38 097            | 73 871                | 2 825                | 2 868             | 5 693                 | 988 190                 | 1 042 747         | 2 030 937             | 31 877                           | 33 637            | 65 514                |
| 11                  | 142 302                  | 146 298           | 288 600               | 35 832                      | 38 078            | 73 910                | 2 977                | 2 793             | 5 770                 | 993 466                 | 1 037 588         | 2 031 054             | 33 116                           | 34 586            | 67 702                |

資料來源：新香港隧道有限公司

Source : The New Hong Kong Tunnel Co. Ltd.

表 3.1(c) : 西區海底隧道<sup>(1)</sup>  
Table 3.1(c) : Western Harbour Crossing<sup>(1)</sup>

2007/11

| 年 / 月<br>Year/Month | 私家車<br>Private Cars |                   |                       | 的士<br>Taxis       |                   |                       | 電單車<br>Motor Cycles |                   |                       | 私家/公共小巴<br>Private/Public Light Buses |                   |                       | 私家/公共巴士<br>Private/Public Buses |                   |                       |                   |                   |                       |
|---------------------|---------------------|-------------------|-----------------------|-------------------|-------------------|-----------------------|---------------------|-------------------|-----------------------|---------------------------------------|-------------------|-----------------------|---------------------------------|-------------------|-----------------------|-------------------|-------------------|-----------------------|
|                     | 南行<br>South-bound   | 北行<br>North-bound | 雙程合計<br>Two-way total | 南行<br>South-bound | 北行<br>North-bound | 雙程合計<br>Two-way total | 南行<br>South-bound   | 北行<br>North-bound | 雙程合計<br>Two-way total | 南行<br>South-bound                     | 北行<br>North-bound | 雙程合計<br>Two-way total | 單層<br>Single Deck               |                   |                       | 雙層<br>Double Deck |                   |                       |
|                     |                     |                   |                       |                   |                   |                       |                     |                   |                       |                                       |                   |                       | 南行<br>South-bound               | 北行<br>North-bound | 雙程合計<br>Two-way total | 南行<br>South-bound | 北行<br>North-bound | 雙程合計<br>Two-way total |
|                     |                     |                   |                       |                   |                   |                       |                     |                   |                       |                                       |                   |                       |                                 |                   |                       |                   |                   |                       |
| 2002                | 4 195 372           | 4 408 774         | 8 604 146             | 852 227           | 924 009           | 1 776 236             | 88 025              | 95 350            | 183 375               | 404 379                               | 474 394           | 878 773               | 196 178                         | 161 976           | 358 154               | 567 830           | 564 608           | 1 132 438             |
| 2003                | 3 782 952           | 3 986 030         | 7 768 982             | 924 964           | 914 195           | 1 839 159             | 78 641              | 88 303            | 166 944               | 410 176                               | 482 763           | 892 939               | 184 390                         | 153 478           | 337 868               | 559 204           | 550 876           | 1 110 080             |
| 2004                | 3 834 256           | 4 011 490         | 7 845 746             | 1 213 850         | 1 142 439         | 2 356 289             | 78 769              | 83 514            | 162 283               | 413 035                               | 483 681           | 896 716               | 230 254                         | 187 751           | 418 005               | 582 052           | 569 213           | 1 151 265             |
| 2005                | 3 886 150           | 4 109 646         | 7 995 796             | 1 445 134         | 1 361 774         | 2 806 908             | 68 632              | 73 188            | 141 820               | 403 074                               | 479 259           | 882 333               | 236 661                         | 183 614           | 420 275               | 588 763           | 573 514           | 1 162 277             |
| 2006                | 4 063 760           | 4 347 097         | 8 410 857             | 1 722 460         | 1 635 405         | 3 357 865             | 75 014              | 81 479            | 156 493               | 397 121                               | 474 233           | 871 354               | 262 457                         | 199 212           | 461 669               | 588 622           | 571 532           | 1 160 154             |
| 2006 / 06           | 327 115             | 350 675           | 677 790               | 133 745           | 127 574           | 261 319               | 5 727               | 6 274             | 12 001                | 32 137                                | 38 822            | 70 959                | 21 930                          | 16 879            | 38 809                | 48 517            | 46 979            | 95 496                |
| 07                  | 333 968             | 354 963           | 688 931               | 144 366           | 135 758           | 280 124               | 6 365               | 6 930             | 13 295                | 32 501                                | 39 561            | 72 062                | 22 268                          | 16 826            | 39 094                | 50 027            | 48 587            | 98 614                |
| 08                  | 339 697             | 366 186           | 705 883               | 148 362           | 140 486           | 288 848               | 6 522               | 7 050             | 13 572                | 33 160                                | 40 195            | 73 355                | 23 523                          | 17 687            | 41 210                | 50 310            | 48 741            | 99 051                |
| 09                  | 344 603             | 369 500           | 714 103               | 148 493           | 140 580           | 289 073               | 6 801               | 7 452             | 14 253                | 32 647                                | 38 943            | 71 590                | 22 774                          | 16 999            | 39 773                | 48 531            | 46 926            | 95 457                |
| 10                  | 354 784             | 379 792           | 734 576               | 159 375           | 153 004           | 312 379               | 7 303               | 7 970             | 15 273                | 33 359                                | 39 614            | 72 973                | 22 911                          | 17 439            | 40 350                | 49 700            | 48 153            | 97 853                |
| 11                  | 362 977             | 388 410           | 751 387               | 158 398           | 153 415           | 311 813               | 7 323               | 8 064             | 15 387                | 33 523                                | 39 774            | 73 297                | 24 272                          | 18 162            | 42 434                | 49 279            | 47 594            | 96 873                |
| 12                  | 380 530             | 403 946           | 784 476               | 168 322           | 159 131           | 327 453               | 7 065               | 7 585             | 14 650                | 33 605                                | 40 747            | 74 352                | 23 238                          | 17 805            | 41 043                | 50 441            | 48 781            | 99 222                |
| 2007 / 01           | 358 675             | 385 849           | 744 524               | 156 551           | 151 558           | 308 109               | 6 522               | 6 950             | 13 472                | 34 086                                | 40 869            | 74 955                | 22 294                          | 17 232            | 39 526                | 50 683            | 49 083            | 99 766                |
| 02                  | 320 211             | 342 867           | 663 078               | 146 683           | 137 906           | 284 589               | 5 685               | 6 206             | 11 891                | 30 657                                | 37 115            | 67 772                | 18 301                          | 14 144            | 32 445                | 45 105            | 43 711            | 88 816                |
| 03                  | 372 072             | 402 139           | 774 211               | 177 524           | 169 895           | 347 419               | 6 624               | 7 298             | 13 922                | 35 027                                | 42 360            | 77 387                | 22 891                          | 17 683            | 40 574                | 50 391            | 49 202            | 99 593                |
| 04                  | 336 596             | 360 182           | 696 778               | 159 995           | 154 617           | 314 612               | 5 578               | 6 245             | 11 823                | 31 690                                | 38 365            | 70 055                | 20 821                          | 15 796            | 36 617                | 48 259            | 46 853            | 95 112                |
| 05                  | 357 492             | 387 049           | 744 541               | 161 380           | 156 337           | 317 717               | 6 471               | 7 284             | 13 755                | 33 203                                | 40 260            | 73 463                | 21 113                          | 16 548            | 37 661                | 50 219            | 48 742            | 98 961                |
| 06                  | 360 448             | 385 766           | 746 214               | 167 733           | 160 135           | 327 868               | 6 406               | 7 313             | 13 719                | 31 964                                | 38 645            | 70 609                | 20 865                          | 16 302            | 37 167                | 48 679            | 47 083            | 95 762                |
| 07                  | 367 194             | 397 019           | 764 213               | 178 632           | 172 621           | 351 253               | 7 424               | 8 345             | 15 769                | 32 972                                | 40 607            | 73 579                | 22 251                          | 16 926            | 39 177                | 50 485            | 48 835            | 99 320                |
| 08                  | 371 343             | 403 176           | 774 519               | 178 460           | 173 192           | 351 652               | 6 180               | 7 003             | 13 183                | 33 081                                | 40 538            | 73 619                | 22 544                          | 17 207            | 39 751                | 50 701            | 48 811            | 99 512                |
| 09                  | 366 247             | 394 937           | 761 184               | 174 483           | 165 730           | 340 213               | 6 952               | 7 732             | 14 684                | 32 800                                | 38 694            | 71 494                | 21 043                          | 16 559            | 37 602                | 48 450            | 46 733            | 95 183                |
| 10                  | 388 935             | 421 706           | 810 641               | 193 001           | 189 728           | 382 729               | 7 510               | 8 275             | 15 785                | 34 010                                | 40 537            | 74 547                | 22 710                          | 17 908            | 40 618                | 50 269            | 48 618            | 98 887                |
| 11                  | 394 655             | 424 506           | 819 161               | 191 740           | 186 590           | 378 330               | 7 528               | 8 318             | 15 846                | 34 490                                | 40 978            | 75 468                | 23 282                          | 18 171            | 41 453                | 48 941            | 46 832            | 95 773                |

註： (1) 西區海底隧道於1997年4月30日通車。

Note : (1) Western Harbour Crossing was opened to traffic on 30.4.1997.

表 3.1(c) (續)  
Table 3.1(c) (cont'd)

2007/11

| 年 / 月<br>Year/Month | 貨車<br>Goods Vehicles     |                   |                       |                             |                   |                       |                      |                   |                       | 總行車架次<br>Total<br>Vehicles |                   |                       | 平均每日架次<br>Average<br>Daily Vehicles |                   |                       |
|---------------------|--------------------------|-------------------|-----------------------|-----------------------------|-------------------|-----------------------|----------------------|-------------------|-----------------------|----------------------------|-------------------|-----------------------|-------------------------------------|-------------------|-----------------------|
|                     | ≤ 5.5 公噸<br>≤ 5.5 tonnes |                   |                       | >5.5-24公噸<br>>5.5-24 tonnes |                   |                       | >24 公噸<br>>24 tonnes |                   |                       | 南行<br>South-bound          | 北行<br>North-bound | 雙程合計<br>Two-way total | 南行<br>South-bound                   | 北行<br>North-bound | 雙程合計<br>Two-way total |
|                     | 南行<br>South-bound        | 北行<br>North-bound | 雙程合計<br>Two-way total | 南行<br>South-bound           | 北行<br>North-bound | 雙程合計<br>Two-way total | 南行<br>South-bound    | 北行<br>North-bound | 雙程合計<br>Two-way total |                            |                   |                       |                                     |                   |                       |
| 2002                | 688 465                  | 703 173           | 1 391 638             | 133 505                     | 125 141           | 258 646               | 16 800               | 13 483            | 30 283                | 7 142 781                  | 7 470 908         | 14 613 689            | 19 569                              | 20 468            | 40 038                |
| 2003                | 615 697                  | 627 012           | 1 242 709             | 115 864                     | 108 467           | 224 331               | 10 382               | 6 958             | 17 340                | 6 682 270                  | 6 918 082         | 13 600 352            | 18 308                              | 18 954            | 37 261                |
| 2004                | 631 524                  | 625 957           | 1 257 481             | 122 318                     | 110 677           | 232 995               | 12 553               | 9 454             | 22 007                | 7 118 611                  | 7 224 176         | 14 342 787            | 19 450                              | 19 738            | 39 188                |
| 2005                | 668 210                  | 667 804           | 1 336 014             | 133 892                     | 123 698           | 257 590               | 16 410               | 14 367            | 30 777                | 7 446 926                  | 7 586 864         | 15 033 790            | 20 403                              | 20 786            | 41 188                |
| 2006                | 723 533                  | 736 346           | 1 459 879             | 144 364                     | 133 596           | 277 960               | 24 094               | 15 663            | 39 757                | 8 001 425                  | 8 194 563         | 16 195 988            | 21 922                              | 22 451            | 44 373                |
| 2006 / 06           | 60 524                   | 61 544            | 122 068               | 12 133                      | 10 991            | 23 124                | 1 839                | 1 431             | 3 270                 | 643 667                    | 661 169           | 1 304 836             | 21 456                              | 22 039            | 43 495                |
| 07                  | 61 656                   | 61 551            | 123 207               | 12 301                      | 11 405            | 23 706                | 2 155                | 1 308             | 3 463                 | 665 607                    | 676 889           | 1 342 496             | 21 471                              | 21 835            | 43 306                |
| 08                  | 65 466                   | 66 927            | 132 393               | 12 947                      | 11 965            | 24 912                | 2 238                | 1 309             | 3 547                 | 682 225                    | 700 546           | 1 382 771             | 22 007                              | 22 598            | 44 606                |
| 09                  | 64 858                   | 66 185            | 131 043               | 13 074                      | 12 177            | 25 251                | 2 095                | 1 189             | 3 284                 | 683 876                    | 699 951           | 1 383 827             | 22 796                              | 23 332            | 46 128                |
| 10                  | 62 023                   | 63 309            | 125 332               | 12 188                      | 11 568            | 23 756                | 2 350                | 1 431             | 3 781                 | 703 993                    | 722 280           | 1 426 273             | 22 709                              | 23 299            | 46 009                |
| 11                  | 67 286                   | 68 383            | 135 669               | 13 354                      | 12 285            | 25 639                | 2 925                | 1 466             | 4 391                 | 719 337                    | 737 553           | 1 456 890             | 23 978                              | 24 585            | 48 563                |
| 12                  | 66 734                   | 67 522            | 134 256               | 13 438                      | 12 560            | 25 998                | 2 768                | 1 434             | 4 202                 | 746 141                    | 759 511           | 1 505 652             | 24 069                              | 24 500            | 48 569                |
| 2007 / 01           | 62 051                   | 63 035            | 125 086               | 13 082                      | 12 096            | 25 178                | 3 065                | 1 741             | 4 806                 | 707 009                    | 728 413           | 1 435 422             | 22 807                              | 23 497            | 46 304                |
| 02                  | 50 196                   | 51 625            | 101 821               | 10 314                      | 9 959             | 20 273                | 2 455                | 1 419             | 3 874                 | 629 607                    | 644 952           | 1 274 559             | 22 486                              | 23 034            | 45 520                |
| 03                  | 63 212                   | 63 783            | 126 995               | 13 274                      | 12 564            | 25 838                | 2 435                | 1 187             | 3 622                 | 743 450                    | 766 111           | 1 509 561             | 23 982                              | 24 713            | 48 696                |
| 04                  | 56 699                   | 56 911            | 113 610               | 11 811                      | 11 320            | 23 131                | 1 887                | 1 226             | 3 113                 | 673 336                    | 691 515           | 1 364 851             | 22 445                              | 23 051            | 45 495                |
| 05                  | 63 356                   | 64 244            | 127 600               | 12 783                      | 12 542            | 25 325                | 2 464                | 1 322             | 3 786                 | 708 481                    | 734 328           | 1 442 809             | 22 854                              | 23 688            | 46 542                |
| 06                  | 67 046                   | 67 333            | 134 379               | 13 512                      | 13 074            | 26 586                | 2 800                | 1 458             | 4 258                 | 719 453                    | 737 109           | 1 456 562             | 23 982                              | 24 570            | 48 552                |
| 07                  | 67 406                   | 68 394            | 135 800               | 13 357                      | 13 404            | 26 761                | 2 708                | 1 426             | 4 134                 | 742 429                    | 767 577           | 1 510 006             | 23 949                              | 24 761            | 48 710                |
| 08                  | 70 026                   | 71 336            | 141 362               | 13 977                      | 13 985            | 27 962                | 2 080                | 1 267             | 3 347                 | 748 392                    | 776 515           | 1 524 907             | 24 142                              | 25 049            | 49 191                |
| 09                  | 66 487                   | 68 156            | 134 643               | 13 477                      | 13 379            | 26 856                | 2 552                | 1 597             | 4 149                 | 732 491                    | 753 517           | 1 486 008             | 24 416                              | 25 117            | 49 534                |
| 10                  | 68 756                   | 70 909            | 139 665               | 13 892                      | 13 708            | 27 600                | 2 326                | 1 588             | 3 914                 | 781 409                    | 812 977           | 1 594 386             | 25 207                              | 26 225            | 51 432                |
| 11                  | 70 989                   | 70 625            | 141 614               | 14 510                      | 13 885            | 28 395                | 2 790                | 1 784             | 4 574                 | 788 925                    | 811 689           | 1 600 614             | 26 298                              | 27 056            | 53 354                |

資料來源：西區海底隧道有限公司

Source : Western Harbour Tunnel Co. Ltd.

**表 3.1(d) : 汽車渡輪服務**  
**Table 3.1(d) : Vehicular Ferry Services**

2007/11

| 年 / 月<br>Year/Month | 貨車<br>Goods Vehicles | 總運載架次<br>Total Vehicles | 平均每日架次<br>Average Daily Vehicles |
|---------------------|----------------------|-------------------------|----------------------------------|
| 2002                | 26 549               | 26 549                  | 73                               |
| 2003                | 27 847               | 27 847                  | 76                               |
| 2004                | 29 821               | 29 821                  | 81                               |
| 2005                | 30 336               | 30 336                  | 83                               |
| 2006                | 30 369               | 30 369                  | 83                               |
| 2006 / 06           | 2 580                | 2 580                   | 86                               |
| 07                  | 2 640                | 2 640                   | 85                               |
| 08                  | 2 645                | 2 645                   | 85                               |
| 09                  | 2 560                | 2 560                   | 85                               |
| 10                  | 2 582                | 2 582                   | 83                               |
| 11                  | 2 541                | 2 541                   | 85                               |
| 12                  | 2 529                | 2 529                   | 82                               |
| 2007 / 01           | 2 626                | 2 626                   | 85                               |
| 02                  | 2 304                | 2 304                   | 82                               |
| 03                  | 2 622                | 2 622                   | 85                               |
| 04                  | 2 480                | 2 480                   | 83                               |
| 05                  | 2 697                | 2 697                   | 87                               |
| 06                  | 2 686                | 2 686                   | 90                               |
| 07                  | 2 750                | 2 750                   | 89                               |
| 08                  | 2 748                | 2 748                   | 89                               |
| 09                  | 2 647                | 2 647                   | 88                               |
| 10                  | 2 699                | 2 699                   | 87                               |
| 11                  | 2 610                | 2 610                   | 87                               |

資料來源：香港油蔴地小輪船有限公司

Source : The Hongkong & Yaumati Ferry Co. Ltd.

## 非過海隧道交通

### Vehicular Traffic through Non-Cross Harbour Tunnels

表 3.2(a) : 獅子山隧道<sup>(1)</sup>

Table 3.2(a) : Lion Rock Tunnel<sup>(1)</sup>

2007/11

| 年 / 月<br>Year/Month | 私家車、的士及電單車<br>Private Cars, Taxis<br>and Motor Cycles |             |               | 單層巴士、小巴及5.5公噸及以下的貨車<br>Single Deck Buses, Light Buses &<br>Goods Vehicles of 5.5 tonnes & less |             |               | 雙層巴士及5.5公噸以上的貨車<br>Double Deck Buses &<br>Goods Vehicles above 5.5 tonnes |             |               | 總行車架次<br>Total<br>Vehicles |             |               | 平均每日架次<br>Average<br>Daily Vehicles |             |               |
|---------------------|---|-------------|---------------|--|-------------|---------------|---|-------------|---------------|----------------------------|-------------|---------------|-------------------------------------|-------------|---------------|
|                     | 南行  | 北行          | 雙程合計          | 南行   | 北行          | 雙程合計          | 南行  | 北行          | 雙程合計          | 南行                         | 北行          | 雙程合計          | 南行                                  | 北行          | 雙程合計          |
|                     | South-bound   | North-bound | Two-way total | South-bound  | North-bound | Two-way total | South-bound   | North-bound | Two-way total | South-bound                | North-bound | Two-way total | South-bound                         | North-bound | Two-way total |
| 2002                | 10 580 298  | 11 042 897  | 21 623 195    | 2 430 173  | 2 459 933   | 4 890 106     | 3 098 988   | 3 160 603   | 6 259 591     | 16 109 459                 | 16 663 433  | 32 772 892    | 44 136                              | 45 653      | 89 789        |
| 2003                | 10 185 414  | 10 712 083  | 20 897 497    | 2 436 167  | 2 496 823   | 4 932 990     | 3 119 598   | 3 180 863   | 6 300 461     | 15 741 179                 | 16 389 769  | 32 130 948    | 43 127                              | 44 903      | 88 030        |
| 2004                | 10 106 104  | 10 731 381  | 20 837 485    | 2 510 313  | 2 567 361   | 5 077 674     | 3 082 464   | 3 106 447   | 6 188 911     | 15 698 881                 | 16 405 189  | 32 104 070    | 42 893                              | 44 823      | 87 716        |
| 2005                | 10 027 025  | 10 661 946  | 20 688 971    | 2 591 144  | 2 682 036   | 5 273 180     | 2 976 553   | 3 035 440   | 6 011 993     | 15 594 722                 | 16 379 422  | 31 974 144    | 42 725                              | 44 875      | 87 600        |
| 2006                | 10 290 559  | 10 995 978  | 21 286 537    | 2 662 485  | 2 776 465   | 5 438 950     | 2 881 551   | 2 938 460   | 5 820 011     | 15 834 595                 | 16 710 903  | 32 545 498    | 43 382                              | 45 783      | 89 166        |
| 2006 / 06           | 817 169   | 876 762     | 1 693 931     | 227 082  | 238 415     | 465 497       | 237 825   | 244 050     | 481 875       | 1 282 076                  | 1 359 227   | 2 641 303     | 42 736                              | 45 308      | 88 043        |
| 07                  | 856 735   | 913 362     | 1 770 097     | 228 279  | 234 225     | 462 504       | 238 803   | 245 127     | 483 930       | 1 323 817                  | 1 392 714   | 2 716 531     | 42 704                              | 44 926      | 87 630        |
| 08                  | 845 786   | 897 491     | 1 743 277     | 233 146  | 244 731     | 477 877       | 244 865   | 251 767     | 496 632       | 1 323 797                  | 1 393 989   | 2 717 786     | 42 703                              | 44 967      | 87 671        |
| 09                  | 839 396   | 903 606     | 1 743 002     | 226 893  | 237 070     | 463 963       | 242 011   | 245 727     | 487 738       | 1 308 300                  | 1 386 403   | 2 694 703     | 43 610                              | 46 213      | 89 823        |
| 10                  | 888 111   | 945 691     | 1 833 802     | 222 362  | 233 483     | 455 845       | 239 435   | 242 021     | 481 456       | 1 349 908                  | 1 421 195   | 2 771 103     | 43 545                              | 45 845      | 89 390        |
| 11                  | 859 649   | 919 354     | 1 779 003     | 225 417  | 234 298     | 459 715       | 248 323   | 252 393     | 500 716       | 1 333 389                  | 1 406 045   | 2 739 434     | 44 446                              | 46 868      | 91 314        |
| 12                  | 921 123   | 977 368     | 1 898 491     | 223 362  | 231 751     | 455 113       | 245 841   | 247 606     | 493 447       | 1 390 326                  | 1 456 725   | 2 847 051     | 44 849                              | 46 991      | 91 840        |
| 2007 / 01           | 888 859   | 950 013     | 1 838 872     | 229 376  | 239 925     | 469 301       | 249 903   | 252 697     | 502 600       | 1 368 138                  | 1 442 635   | 2 810 773     | 44 133                              | 46 537      | 90 670        |
| 02                  | 857 889   | 890 754     | 1 748 643     | 186 628  | 189 310     | 375 938       | 201 793   | 204 065     | 405 858       | 1 246 310                  | 1 284 129   | 2 530 439     | 44 511                              | 45 862      | 90 373        |
| 03                  | 898 983   | 963 329     | 1 862 312     | 230 984  | 237 951     | 468 935       | 251 163   | 254 451     | 505 614       | 1 381 130                  | 1 455 731   | 2 836 861     | 44 553                              | 46 959      | 91 512        |
| 04                  | 848 421   | 895 692     | 1 744 113     | 214 325  | 220 444     | 434 769       | 227 329   | 229 931     | 457 260       | 1 290 075                  | 1 346 067   | 2 636 142     | 43 003                              | 44 869      | 87 871        |
| 05                  | 875 683   | 930 956     | 1 806 639     | 232 842  | 239 104     | 471 946       | 237 980   | 243 011     | 480 991       | 1 346 505                  | 1 413 071   | 2 759 576     | 43 436                              | 45 583      | 89 019        |
| 06                  | 857 825   | 914 911     | 1 772 736     | 224 620  | 231 410     | 456 030       | 227 143   | 231 290     | 458 433       | 1 309 588                  | 1 377 611   | 2 687 199     | 43 653                              | 45 920      | 89 573        |
| 07                  | 878 910   | 930 041     | 1 808 951     | 231 865  | 235 688     | 467 553       | 231 765   | 235 311     | 467 076       | 1 342 540                  | 1 401 040   | 2 743 580     | 43 308                              | 45 195      | 88 503        |
| 08                  | 870 715   | 911 593     | 1 782 308     | 232 626  | 240 178     | 472 804       | 226 536   | 232 982     | 459 518       | 1 329 877                  | 1 384 753   | 2 714 630     | 42 899                              | 44 669      | 87 569        |
| 09                  | 890 505   | 939 425     | 1 829 930     | 222 978  | 229 141     | 452 119       | 224 131   | 228 412     | 452 543       | 1 337 614                  | 1 396 978   | 2 734 592     | 44 587                              | 46 566      | 91 153        |
| 10                  | 896 888   | 957 691     | 1 854 579     | 233 015  | 236 592     | 469 607       | 234 521   | 235 313     | 469 834       | 1 364 424                  | 1 429 596   | 2 794 020     | 44 014                              | 46 116      | 90 130        |
| 11                  | 879 351   | 937 795     | 1 817 146     | 230 759  | 242 074     | 472 833       | 234 919   | 237 026     | 471 945       | 1 345 029                  | 1 416 895   | 2 761 924     | 44 834                              | 47 230      | 92 064        |

註： (1) 獅子山隧道於1967年11月14日通車。由1993年1月17日起以合約方式將管理及營運的工作交給信佳集團管理有限公司。

資料來源： 信佳集團管理有限公司

Note: (1) The Lion Rock Tunnel was opened to traffic on 14.11.1967. Its management and operation were contracted out to the Serco Group (HK) Ltd. on 17.1.1993.

Source: Serco Group (HK) Ltd.

表 3.2(b) : 香港仔隧道<sup>(1)</sup>  
Table 3.2(b) : Aberdeen Tunnel<sup>(1)</sup>

2007/11

| 年 / 月<br>Year/Month | 私家車、的士及電單車<br>Private Cars, Taxis<br>and Motor Cycles |             |               | 單層巴士、小巴及5.5公噸及以下的貨車<br>Single Deck Buses, Light Buses &<br>Goods Vehicles of 5.5 tonnes & less |             |               | 雙層巴士及5.5公噸以上的貨車<br>Double Deck Buses &<br>Goods Vehicles above 5.5 tonnes |             |               | 總行車架次<br>Total<br>Vehicles |             |               | 平均每日架次<br>Average<br>Daily Vehicles |             |               |
|---------------------|---|-------------|---------------|--|-------------|---------------|---|-------------|---------------|----------------------------|-------------|---------------|-------------------------------------|-------------|---------------|
|                     | 南行  | 北行          | 雙程合計          | 南行   | 北行          | 雙程合計          | 南行  | 北行          | 雙程合計          | 南行                         | 北行          | 雙程合計          | 南行                                  | 北行          | 雙程合計          |
|                     | South-bound   | North-bound | Two-way total | South-bound  | North-bound | Two-way total | South-bound   | North-bound | Two-way total | South-bound                | North-bound | Two-way total | South-bound                         | North-bound | Two-way total |
| 2002                | 7 072 746   | 6 254 537   | 13 327 283    | 2 113 624  | 2 144 227   | 4 257 851     | 1 862 159   | 1 832 078   | 3 694 237     | 11 048 529                 | 10 230 842  | 21 279 371    | 30 270                              | 28 030      | 58 300        |
| 2003                | 6 784 224   | 6 054 045   | 12 838 269    | 2 067 344  | 2 114 493   | 4 181 837     | 1 810 700   | 1 792 538   | 3 603 238     | 10 662 268                 | 9 961 076   | 20 623 344    | 29 212                              | 27 291      | 56 502        |
| 2004                | 6 984 999   | 6 176 855   | 13 161 854    | 2 176 376  | 2 208 048   | 4 384 424     | 1 777 547   | 1 749 070   | 3 526 617     | 10 938 922                 | 10 133 973  | 21 072 895    | 29 888                              | 27 688      | 57 576        |
| 2005                | 7 084 249   | 6 204 403   | 13 288 652    | 2 176 703  | 2 211 933   | 4 388 636     | 1 731 277   | 1 703 890   | 3 435 167     | 10 992 229                 | 10 120 226  | 21 112 455    | 30 116                              | 27 727      | 57 842        |
| 2006                | 7 399 841   | 6 512 901   | 13 912 742    | 2 207 364  | 2 255 430   | 4 462 794     | 1 727 870   | 1 702 711   | 3 430 581     | 11 335 075                 | 10 471 042  | 21 806 117    | 31 055                              | 28 688      | 59 743        |
| 2006 / 06           | 598 595   | 524 065     | 1 122 660     | 184 362  | 188 732     | 373 094       | 142 876   | 140 176     | 283 052       | 925 833                    | 852 973     | 1 778 806     | 30 861                              | 28 432      | 59 294        |
| 07                  | 606 787   | 537 095     | 1 143 882     | 189 180  | 192 596     | 381 776       | 145 825   | 143 415     | 289 240       | 941 792                    | 873 106     | 1 814 898     | 30 380                              | 28 165      | 58 545        |
| 08                  | 623 824   | 550 626     | 1 174 450     | 193 008  | 198 144     | 391 152       | 146 791   | 144 470     | 291 261       | 963 623                    | 893 240     | 1 856 863     | 31 085                              | 28 814      | 59 899        |
| 09                  | 609 984   | 528 544     | 1 138 528     | 186 410  | 190 050     | 376 460       | 143 720   | 140 750     | 284 470       | 940 114                    | 859 344     | 1 799 458     | 31 337                              | 28 645      | 59 982        |
| 10                  | 660 872   | 579 513     | 1 240 385     | 183 798  | 187 242     | 371 040       | 148 527   | 147 600     | 296 127       | 993 197                    | 914 355     | 1 907 552     | 32 039                              | 29 495      | 61 534        |
| 11                  | 627 056   | 544 991     | 1 172 047     | 190 303  | 192 962     | 383 265       | 149 688   | 148 604     | 298 292       | 967 047                    | 886 557     | 1 853 604     | 32 235                              | 29 552      | 61 787        |
| 12                  | 659 185   | 581 915     | 1 241 100     | 189 856  | 193 317     | 383 173       | 147 769   | 146 074     | 293 843       | 996 810                    | 921 306     | 1 918 116     | 32 155                              | 29 720      | 61 875        |
| 2007 / 01           | 639 441   | 561 437     | 1 200 878     | 191 754  | 196 038     | 387 792       | 148 965   | 148 014     | 296 979       | 980 160                    | 905 489     | 1 885 649     | 31 618                              | 29 209      | 60 827        |
| 02                  | 596 825   | 529 328     | 1 126 153     | 159 270  | 160 222     | 319 492       | 127 589   | 126 542     | 254 131       | 883 684                    | 816 092     | 1 699 776     | 31 560                              | 29 146      | 60 706        |
| 03                  | 660 569   | 579 848     | 1 240 417     | 190 872  | 195 324     | 386 196       | 149 954   | 148 290     | 298 244       | 1 001 395                  | 923 462     | 1 924 857     | 32 303                              | 29 789      | 62 092        |
| 04                  | 608 220   | 537 418     | 1 145 638     | 178 676  | 182 737     | 361 413       | 138 863   | 137 402     | 276 265       | 925 759                    | 857 557     | 1 783 316     | 30 859                              | 28 585      | 59 444        |
| 05                  | 648 460   | 557 731     | 1 206 191     | 192 232  | 195 607     | 387 839       | 147 047   | 144 292     | 291 339       | 987 739                    | 897 630     | 1 885 369     | 31 863                              | 28 956      | 60 818        |
| 06                  | 632 564   | 542 481     | 1 175 045     | 189 809  | 190 519     | 380 328       | 140 920   | 139 373     | 280 293       | 963 293                    | 872 373     | 1 835 666     | 32 110                              | 29 079      | 61 189        |
| 07                  | 634 776   | 560 733     | 1 195 509     | 196 736  | 199 649     | 396 385       | 147 518   | 145 452     | 292 970       | 979 030                    | 905 834     | 1 884 864     | 31 582                              | 29 220      | 60 802        |
| 08                  | 640 795   | 557 278     | 1 198 073     | 198 276  | 201 225     | 399 501       | 146 676   | 144 439     | 291 115       | 985 747                    | 902 942     | 1 888 689     | 31 798                              | 29 127      | 60 925        |
| 09                  | 642 347   | 557 453     | 1 199 800     | 189 873  | 191 675     | 381 548       | 139 684   | 136 815     | 276 499       | 971 904                    | 885 943     | 1 857 847     | 32 397                              | 29 531      | 61 928        |
| 10                  | 670 993   | 581 242     | 1 252 235     | 192 434  | 195 581     | 388 015       | 150 778   | 146 535     | 297 313       | 1 014 205                  | 923 358     | 1 937 563     | 32 716                              | 29 786      | 62 502        |
| 11                  | 651 315   | 557 822     | 1 209 137     | 192 681  | 194 620     | 387 301       | 153 310   | 149 322     | 302 632       | 997 306                    | 901 764     | 1 899 070     | 33 244                              | 30 059      | 63 302        |

註： (1) 香港仔隧道於1982年3月12日通車。由1991年9月29日至1998年9月28日以合約方式將管理及營運的工作交給香港隧道有限公司。而1998年9月29日起，則以合約方式將管理、營運及維修的工作交給信佳集團管理有限公司。

Note : (1) The Aberdeen Tunnel was opened to traffic on 12.3.1982. Its management and operation were contracted out to the Cross Harbour Tunnel Co. Ltd. on 29.9.1991 until 28.9.1998. Then its management, operation and maintenance were contracted out to Serco Group (HK) Ltd. on 29.9.1998.

資料來源： 信佳集團管理有限公司

Source : Serco Group (HK) Ltd.



表 3.2(c) : 城門隧道<sup>(1)</sup>

Table 3.2(c) : Shing Mun Tunnels<sup>(1)</sup>

2007/11

| 年 / 月<br>Year/Month | 私家車、的士及電單車<br>Private Cars, Taxis<br>and Motor Cycles |                  |                       | 單層巴士、小巴及5.5公噸及以下的貨車<br>Single Deck Buses, Light Buses &<br>Goods Vehicles of 5.5 tonnes & less |                  |                       | 雙層巴士及5.5公噸以上的貨車<br>Double Deck Buses &<br>Goods Vehicles above 5.5 tonnes |                  |                       | 總行車架次<br>Total<br>Vehicles |                  |                       | 平均每日架次<br>Average<br>Daily Vehicles |                  |                       |
|---------------------|---|------------------|-----------------------|--|------------------|-----------------------|---|------------------|-----------------------|----------------------------|------------------|-----------------------|-------------------------------------|------------------|-----------------------|
|                     | 東行<br>East-bound                                      | 西行<br>West-bound | 雙程合計<br>Two-way total | 東行<br>East-bound   | 西行<br>West-bound | 雙程合計<br>Two-way total | 東行<br>East-bound  | 西行<br>West-bound | 雙程合計<br>Two-way total | 東行<br>East-bound           | 西行<br>West-bound | 雙程合計<br>Two-way total | 東行<br>East-bound                    | 西行<br>West-bound | 雙程合計<br>Two-way total |
| 2002                | 5 398 706   | 5 553 414        | 10 952 120            | 2 406 385  | 2 367 812        | 4 774 197             | 2 167 002   | 2 020 437        | 4 187 439             | 9 972 093                  | 9 941 663        | 19 913 756            | 27 321                              | 27 237           | 54 558                |
| 2003                | 5 100 782   | 5 262 114        | 10 362 896            | 2 471 646  | 2 428 471        | 4 900 117             | 2 080 182   | 1 997 806        | 4 077 988             | 9 652 610                  | 9 688 391        | 19 341 001            | 26 446                              | 26 544           | 52 989                |
| 2004                | 5 047 856   | 5 218 011        | 10 265 867            | 2 529 343  | 2 512 886        | 5 042 229             | 2 147 152   | 2 061 883        | 4 209 035             | 9 724 351                  | 9 792 780        | 19 517 131            | 26 569                              | 26 756           | 53 325                |
| 2005                | 4 951 118   | 5 093 986        | 10 045 104            | 2 552 340  | 2 537 795        | 5 090 135             | 2 162 266   | 2 099 155        | 4 261 421             | 9 665 724                  | 9 730 936        | 19 396 660            | 26 481                              | 26 660           | 53 142                |
| 2006                | 4 901 403   | 5 007 475        | 9 908 878             | 2 575 632  | 2 540 208        | 5 115 840             | 2 171 543   | 2 083 870        | 4 255 413             | 9 648 578                  | 9 631 553        | 19 280 131            | 26 434                              | 26 388           | 52 822                |
| 2006 / 06           | 390 742   | 399 264          | 790 006               | 219 765  | 217 236          | 437 001               | 186 860   | 179 139          | 365 999               | 797 367                    | 795 639          | 1 593 006             | 26 579                              | 26 521           | 53 100                |
| 07                  | 406 888   | 415 389          | 822 277               | 217 649  | 215 785          | 433 434               | 187 472   | 178 976          | 366 448               | 812 009                    | 810 150          | 1 622 159             | 26 194                              | 26 134           | 52 328                |
| 08                  | 407 983   | 418 190          | 826 173               | 225 937  | 221 655          | 447 592               | 195 877   | 189 061          | 384 938               | 829 797                    | 828 906          | 1 658 703             | 26 768                              | 26 739           | 53 507                |
| 09                  | 399 905   | 408 852          | 808 757               | 219 020  | 216 350          | 435 370               | 190 740   | 182 551          | 373 291               | 809 665                    | 807 753          | 1 617 418             | 26 989                              | 26 925           | 53 914                |
| 10                  | 419 571   | 429 814          | 849 385               | 211 900  | 208 183          | 420 083               | 177 625   | 170 615          | 348 240               | 809 096                    | 808 612          | 1 617 708             | 26 100                              | 26 084           | 52 184                |
| 11                  | 403 558   | 412 966          | 816 524               | 224 468  | 219 875          | 444 343               | 185 423   | 177 462          | 362 885               | 813 449                    | 810 303          | 1 623 752             | 27 115                              | 27 010           | 54 125                |
| 12                  | 429 919   | 441 420          | 871 339               | 221 399  | 217 408          | 438 807               | 181 432   | 176 010          | 357 442               | 832 750                    | 834 838          | 1 667 588             | 26 863                              | 26 930           | 53 793                |
| 2007 / 01           | 416 859   | 427 119          | 843 978               | 221 693  | 218 370          | 440 063               | 182 647   | 177 049          | 359 696               | 821 199                    | 822 538          | 1 643 737             | 26 490                              | 26 533           | 53 024                |
| 02                  | 409 473   | 420 041          | 829 514               | 175 414  | 171 954          | 347 368               | 141 656   | 136 509          | 278 165               | 726 543                    | 728 504          | 1 455 047             | 25 948                              | 26 018           | 51 966                |
| 03                  | 425 624   | 438 357          | 863 981               | 223 962  | 219 880          | 443 842               | 185 985   | 176 696          | 362 681               | 835 571                    | 834 933          | 1 670 504             | 26 954                              | 26 933           | 53 887                |
| 04                  | 411 202   | 419 545          | 830 747               | 206 305  | 203 677          | 409 982               | 175 841   | 168 339          | 344 180               | 793 348                    | 791 561          | 1 584 909             | 26 445                              | 26 385           | 52 830                |
| 05                  | 417 122   | 427 204          | 844 326               | 220 250  | 216 630          | 436 880               | 183 002   | 176 373          | 359 375               | 820 374                    | 820 207          | 1 640 581             | 26 464                              | 26 458           | 52 922                |
| 06                  | 412 580   | 420 486          | 833 066               | 219 551  | 217 487          | 437 038               | 184 984   | 177 763          | 362 747               | 817 115                    | 815 736          | 1 632 851             | 27 237                              | 27 191           | 54 428                |
| 07                  | 422 547   | 431 282          | 853 829               | 225 717  | 223 199          | 448 916               | 187 647   | 178 552          | 366 199               | 835 911                    | 833 033          | 1 668 944             | 26 965                              | 26 872           | 53 837                |
| 08                  | 424 195   | 434 132          | 858 327               | 230 973  | 229 013          | 459 986               | 191 922   | 185 248          | 377 170               | 847 090                    | 848 393          | 1 695 483             | 27 325                              | 27 368           | 54 693                |
| 09                  | 431 110   | 439 955          | 871 065               | 218 329  | 216 869          | 435 198               | 183 155   | 179 208          | 362 363               | 832 594                    | 836 032          | 1 668 626             | 27 753                              | 27 868           | 55 621                |
| 10                  | 437 500   | 446 442          | 883 942               | 225 239  | 222 749          | 447 988               | 183 612   | 177 922          | 361 534               | 846 351                    | 847 113          | 1 693 464             | 27 302                              | 27 326           | 54 628                |
| 11                  | 428 880   | 437 319          | 866 199               | 230 226  | 224 475          | 454 701               | 184 798   | 176 575          | 361 373               | 843 904                    | 838 369          | 1 682 273             | 28 130                              | 27 946           | 56 076                |

註： (1) 城門隧道於1990年4月20日通車。由1993年1月18日至1996年3月31日以合約方式將管理及營運的工作交給敏記隧道管理有限公司。而1996年4月1日起，則以合約方式將管理、營運及維修的工作交給中國道路管理有限公司，及於2006年6月1日起轉交給越運亨（香港）有限公司。

Note : (1) The Shing Mun Tunnels were opened to traffic on 20.4.1990. Its management and operation were contracted out to the Mack & Company Tunnel Management Limited on 18.1.1993 until 31.3.1996. Then its management, operation and maintenance were contracted out to China Tollways Ltd. on 1.4.1996 and were contracted out to Greater Lucky (H.K.) Co. Ltd. on 1.6.2006.

資料來源： 中國道路管理有限公司  
越運亨（香港）有限公司

Sources : China Tollways Ltd.  
Greater Lucky (H.K.) Co. Ltd.

表 3.2(d) : 將軍澳隧道<sup>(1)</sup>Table 3.2(d) : Tseung Kwan O Tunnel<sup>(1)</sup>

2007/11

| 年 / 月<br>Year/Month | 私家車、的士及電單車<br>Private Cars, Taxis<br>and Motor Cycles |                  |                       | 單層巴士、小巴及5.5公噸及以下的貨車<br>Single Deck Buses, Light Buses &<br>Goods Vehicles of 5.5 tonnes & less |                  |                       | 雙層巴士及5.5公噸以上的貨車<br>Double Deck Buses &<br>Goods Vehicles above 5.5 tonnes |                  |                       | 總行車架次<br>Total<br>Vehicles |                  |                       | 平均每日架次<br>Average<br>Daily Vehicles |                  |                       |
|---------------------|---|------------------|-----------------------|--|------------------|-----------------------|---|------------------|-----------------------|----------------------------|------------------|-----------------------|-------------------------------------|------------------|-----------------------|
|                     | 東行<br>East-bound                                      | 西行<br>West-bound | 雙程合計<br>Two-way total | 東行<br>East-bound   | 西行<br>West-bound | 雙程合計<br>Two-way total | 東行<br>East-bound  | 西行<br>West-bound | 雙程合計<br>Two-way total | 東行<br>East-bound           | 西行<br>West-bound | 雙程合計<br>Two-way total | 東行<br>East-bound                    | 西行<br>West-bound | 雙程合計<br>Two-way total |
|                     | 2002  | 7 726 253        | 7 369 081             | 15 095 334   | 3 080 623        | 3 017 216             | 6 097 839   | 2 037 048        | 2 023 197             | 4 060 245                  | 12 843 924       | 12 409 494            | 25 253 418                          | 35 189           | 33 999                |
| 2003                | 7 574 789   | 7 273 178        | 14 847 967            | 2 739 787  | 2 706 103        | 5 445 890             | 1 800 074   | 1 794 759        | 3 594 833             | 12 114 650                 | 11 774 040       | 23 888 690            | 33 191                              | 32 258           | 65 448                |
| 2004                | 8 074 301   | 7 767 723        | 15 842 024            | 2 812 045  | 2 791 026        | 5 603 071             | 1 671 937   | 1 660 102        | 3 332 039             | 12 558 283                 | 12 218 851       | 24 777 134            | 34 312                              | 33 385           | 67 697                |
| 2005                | 8 086 057   | 7 851 260        | 15 937 317            | 2 743 032  | 2 726 615        | 5 469 647             | 1 672 460   | 1 654 673        | 3 327 133             | 12 501 549                 | 12 232 548       | 24 734 097            | 34 251                              | 33 514           | 67 765                |
| 2006                | 8 355 686   | 8 157 220        | 16 512 906            | 2 773 048  | 2 739 119        | 5 512 167             | 1 631 843   | 1 616 504        | 3 248 347             | 12 760 577                 | 12 512 843       | 25 273 420            | 34 960                              | 34 282           | 69 242                |
| 2006 / 06           | 667 533   | 652 863          | 1 320 396             | 232 073  | 229 614          | 461 687               | 137 122   | 135 406          | 272 528               | 1 036 728                  | 1 017 883        | 2 054 611             | 34 558                              | 33 929           | 68 487                |
| 07                  | 697 486   | 679 153          | 1 376 639             | 231 841  | 230 173          | 462 014               | 138 135   | 136 662          | 274 797               | 1 067 462                  | 1 045 988        | 2 113 450             | 34 434                              | 33 742           | 68 176                |
| 08                  | 693 377   | 677 251          | 1 370 628             | 233 114  | 229 817          | 462 931               | 151 499   | 151 123          | 302 622               | 1 077 990                  | 1 058 191        | 2 136 181             | 34 774                              | 34 135           | 68 909                |
| 09                  | 697 977   | 682 624          | 1 380 601             | 240 233  | 236 238          | 476 471               | 136 989   | 135 032          | 272 021               | 1 075 199                  | 1 053 894        | 2 129 093             | 35 840                              | 35 130           | 70 970                |
| 10                  | 734 525   | 716 495          | 1 451 020             | 235 379  | 232 992          | 468 371               | 132 318   | 130 972          | 263 290               | 1 102 222                  | 1 080 459        | 2 182 681             | 35 556                              | 34 854           | 70 409                |
| 11                  | 701 880   | 688 832          | 1 390 712             | 240 370  | 232 836          | 473 206               | 135 391   | 134 045          | 269 436               | 1 077 641                  | 1 055 713        | 2 133 354             | 35 921                              | 35 190           | 71 112                |
| 12                  | 749 445   | 731 247          | 1 480 692             | 237 015  | 234 457          | 471 472               | 139 372   | 138 759          | 278 131               | 1 125 832                  | 1 104 463        | 2 230 295             | 36 317                              | 35 628           | 71 945                |
| 2007 / 01           | 721 356   | 703 418          | 1 424 774             | 242 790  | 239 171          | 481 961               | 148 280   | 145 984          | 294 264               | 1 112 426                  | 1 088 573        | 2 200 999             | 35 885                              | 35 115           | 71 000                |
| 02                  | 707 683   | 693 330          | 1 401 013             | 202 233  | 200 174          | 402 407               | 116 500   | 114 291          | 230 791               | 1 026 416                  | 1 007 795        | 2 034 211             | 36 658                              | 35 993           | 72 650                |
| 03                  | 745 136   | 727 778          | 1 472 914             | 245 230  | 241 882          | 487 112               | 143 690   | 141 489          | 285 179               | 1 134 056                  | 1 111 149        | 2 245 205             | 36 582                              | 35 844           | 72 426                |
| 04                  | 679 012   | 673 709          | 1 352 721             | 239 519  | 227 543          | 467 062               | 125 723   | 124 450          | 250 173               | 1 044 254                  | 1 025 702        | 2 069 956             | 34 808                              | 34 190           | 68 999                |
| 05                  | 736 151   | 722 096          | 1 458 247             | 250 662  | 243 552          | 494 214               | 134 994   | 131 952          | 266 946               | 1 121 807                  | 1 097 600        | 2 219 407             | 36 187                              | 35 406           | 71 594                |
| 06                  | 734 344   | 716 142          | 1 450 486             | 238 179  | 235 631          | 473 810               | 136 502   | 133 597          | 270 099               | 1 109 025                  | 1 085 370        | 2 194 395             | 36 968                              | 36 179           | 73 147                |
| 07                  | 749 022   | 732 521          | 1 481 543             | 238 921  | 236 833          | 475 754               | 138 565   | 136 468          | 275 033               | 1 126 508                  | 1 105 822        | 2 232 330             | 36 339                              | 35 672           | 72 011                |
| 08                  | 731 650   | 715 819          | 1 447 469             | 238 808  | 232 789          | 471 597               | 137 983   | 137 139          | 275 122               | 1 108 441                  | 1 085 747        | 2 194 188             | 35 756                              | 35 024           | 70 780                |
| 09                  | 752 583   | 733 667          | 1 486 250             | 237 239  | 234 890          | 472 129               | 133 106   | 130 393          | 263 499               | 1 122 928                  | 1 098 950        | 2 221 878             | 37 431                              | 36 632           | 74 063                |
| 10                  | 761 438   | 740 301          | 1 501 739             | 247 393  | 242 138          | 489 531               | 139 413   | 137 570          | 276 983               | 1 148 244                  | 1 120 009        | 2 268 253             | 37 040                              | 36 129           | 73 169                |
| 11                  | 752 610   | 734 298          | 1 486 908             | 246 760  | 241 900          | 488 660               | 137 569   | 135 902          | 273 471               | 1 136 939                  | 1 112 100        | 2 249 039             | 37 898                              | 37 070           | 74 968                |

註： (1) 將軍澳隧道於1990年11月9日通車。由1993年1月18日至1996年3月31日以合約方式將管理及營運的工作交給敏記隧道管理有限公司。而1996年4月1日起，則以合約方式將管理、營運及維修的工作交給中國道路管理有限公司，及於2006年6月1日起轉交給越運亨（香港）有限公司。

資料來源： 中國道路管理有限公司  
越運亨（香港）有限公司

Note: (1) The Tseung Kwan O Tunnel was opened to traffic on 9.11.1990. Its management and operation were contracted out to the Mack & Company Tunnel Management Limited on 18.1.1993 until 31.3.1996. Then its management, operation and maintenance were contracted out to China Tollways Ltd. on 1.4.1996 and were contracted out to Greater Lucky (H.K.) Co. Ltd. on 1.6.2006.

Sources: China Tollways Ltd.  
Greater Lucky (H.K.) Co. Ltd.

表 3.2(e) : 大老山隧道<sup>(1)</sup>  
Table 3.2(e) : Tate's Cairn Tunnel<sup>(1)</sup>

2007/11

| 年 / 月<br>Year/Month | 私家車及的士<br>Private Cars and Taxis |                   |                       | 電單車<br>Motor Cycles |                   |                       | 私家/公共小巴<br>Private/Public Light Buses |                   |                       | 私家/公共巴士<br>Private/Public Buses |                   |                       |                   |                   |                       |
|---------------------|----------------------------------|-------------------|-----------------------|---------------------|-------------------|-----------------------|---------------------------------------|-------------------|-----------------------|---------------------------------|-------------------|-----------------------|-------------------|-------------------|-----------------------|
|                     | 南行<br>South-bound                | 北行<br>North-bound | 雙程合計<br>Two-way total | 南行<br>South-bound   | 北行<br>North-bound | 雙程合計<br>Two-way total | 南行<br>South-bound                     | 北行<br>North-bound | 雙程合計<br>Two-way total | 單層<br>Single Deck               |                   |                       | 雙層<br>Double Deck |                   |                       |
|                     |                                  |                   |                       |                     |                   |                       |                                       |                   |                       | 南行<br>South-bound               | 北行<br>North-bound | 雙程合計<br>Two-way total | 南行<br>South-bound | 北行<br>North-bound | 雙程合計<br>Two-way total |
| 2002                | 7 707 890                        | 8 344 703         | 16 052 593            | 254 544             | 267 028           | 521 572               | 81 689                                | 114 579           | 196 268               | 150 165                         | 142 946           | 293 111               | 721 533           | 692 713           | 1 414 246             |
| 2003                | 7 562 908                        | 8 100 280         | 15 663 188            | 261 312             | 272 467           | 533 779               | 48 605                                | 81 385            | 129 990               | 150 365                         | 141 573           | 291 938               | 716 692           | 695 543           | 1 412 235             |
| 2004                | 7 542 446                        | 8 053 144         | 15 595 590            | 270 951             | 281 494           | 552 445               | 45 154                                | 82 646            | 127 800               | 197 865                         | 183 158           | 381 023               | 721 130           | 697 730           | 1 418 860             |
| 2005                | 7 022 545                        | 7 456 947         | 14 479 492            | 255 653             | 265 307           | 520 960               | 43 340                                | 79 614            | 122 954               | 200 396                         | 189 436           | 389 832               | 693 931           | 673 162           | 1 367 093             |
| 2006                | 6 721 968                        | 7 164 544         | 13 886 512            | 248 849             | 259 342           | 508 191               | 47 065                                | 75 338            | 122 403               | 193 845                         | 181 541           | 375 386               | 683 796           | 662 597           | 1 346 393             |
| 2006 / 06           | 544 190                          | 575 224           | 1 119 414             | 19 387              | 20 317            | 39 704                | 3 716                                 | 6 022             | 9 738                 | 16 172                          | 14 927            | 31 099                | 56 538            | 54 665            | 111 203               |
| 07                  | 550 119                          | 589 305           | 1 139 424             | 19 921              | 20 879            | 40 800                | 3 739                                 | 6 111             | 9 850                 | 15 765                          | 14 708            | 30 473                | 57 702            | 55 882            | 113 584               |
| 08                  | 550 207                          | 591 128           | 1 141 335             | 21 310              | 22 379            | 43 689                | 3 789                                 | 6 199             | 9 988                 | 15 631                          | 14 133            | 29 764                | 58 565            | 56 530            | 115 095               |
| 09                  | 554 250                          | 590 065           | 1 144 315             | 21 753              | 22 316            | 44 069                | 3 773                                 | 6 243             | 10 016                | 16 056                          | 14 787            | 30 843                | 56 494            | 54 694            | 111 188               |
| 10                  | 574 142                          | 616 794           | 1 190 936             | 23 867              | 24 742            | 48 609                | 3 827                                 | 6 517             | 10 344                | 16 823                          | 16 111            | 32 934                | 57 147            | 55 601            | 112 748               |
| 11                  | 558 788                          | 599 277           | 1 158 065             | 22 427              | 23 532            | 45 959                | 3 783                                 | 6 368             | 10 151                | 17 748                          | 16 811            | 34 559                | 56 537            | 54 648            | 111 185               |
| 12                  | 586 909                          | 631 205           | 1 218 114             | 22 134              | 23 026            | 45 160                | 3 542                                 | 6 926             | 10 468                | 16 264                          | 15 439            | 31 703                | 57 496            | 55 806            | 113 302               |
| 2007 / 01           | 571 027                          | 608 409           | 1 179 436             | 21 977              | 22 857            | 44 834                | 3 580                                 | 6 522             | 10 102                | 16 097                          | 15 248            | 31 345                | 58 442            | 56 455            | 114 897               |
| 02                  | 548 280                          | 594 105           | 1 142 385             | 19 032              | 19 961            | 38 993                | 3 099                                 | 6 035             | 9 134                 | 13 786                          | 13 051            | 26 837                | 52 368            | 50 873            | 103 241               |
| 03                  | 590 143                          | 627 382           | 1 217 525             | 21 858              | 23 168            | 45 026                | 3 700                                 | 6 628             | 10 328                | 16 920                          | 15 957            | 32 877                | 58 695            | 56 711            | 115 406               |
| 04                  | 542 384                          | 581 235           | 1 123 619             | 19 810              | 20 851            | 40 661                | 3 173                                 | 5 834             | 9 007                 | 15 524                          | 14 636            | 30 160                | 54 910            | 53 346            | 108 256               |
| 05                  | 575 819                          | 615 749           | 1 191 568             | 21 625              | 22 397            | 44 022                | 3 466                                 | 6 145             | 9 611                 | 16 540                          | 15 708            | 32 248                | 57 515            | 55 612            | 113 127               |
| 06                  | 571 015                          | 610 195           | 1 181 210             | 20 073              | 20 973            | 41 046                | 3 549                                 | 6 101             | 9 650                 | 15 570                          | 14 654            | 30 224                | 55 876            | 54 023            | 109 899               |
| 07                  | 569 511                          | 617 456           | 1 186 967             | 23 037              | 24 071            | 47 108                | 3 497                                 | 6 294             | 9 791                 | 15 939                          | 14 857            | 30 796                | 57 857            | 55 995            | 113 852               |
| 08                  | 573 118                          | 623 083           | 1 196 201             | 20 377              | 21 502            | 41 879                | 3 550                                 | 6 262             | 9 812                 | 15 757                          | 14 538            | 30 295                | 58 211            | 56 187            | 114 398               |
| 09                  | 580 406                          | 628 095           | 1 208 501             | 22 632              | 23 792            | 46 424                | 3 314                                 | 6 095             | 9 409                 | 15 316                          | 14 832            | 30 148                | 55 945            | 54 138            | 110 083               |
| 10                  | 583 809                          | 629 414           | 1 213 223             | 24 040              | 25 215            | 49 255                | 3 524                                 | 6 443             | 9 967                 | 16 578                          | 16 084            | 32 662                | 57 574            | 55 658            | 113 232               |
| 11                  | 576 483                          | 621 473           | 1 197 956             | 23 894              | 25 081            | 48 975                | 3 721                                 | 6 464             | 10 185                | 17 766                          | 17 175            | 34 941                | 56 385            | 54 452            | 110 837               |

註： (1) 大老山隧道於1991年6月26日通車。

Note : (1) The Tate's Cairn Tunnel was opened to traffic on 26.6.1991.

表 3.2(e) (續)  
Table 3.2(e) (cont'd)

2007/11

| 年 / 月<br>Year/Month | 貨車<br>Goods Vehicles     |                   |                       |                             |                   |                       |                      |                   |                       | 總行車架次<br>Total<br>Vehicles |                   |                       | 平均每日架次<br>Average<br>Daily Vehicles |                   |                       |
|---------------------|--------------------------|-------------------|-----------------------|-----------------------------|-------------------|-----------------------|----------------------|-------------------|-----------------------|----------------------------|-------------------|-----------------------|-------------------------------------|-------------------|-----------------------|
|                     | ≤ 5.5 公噸<br>≤ 5.5 tonnes |                   |                       | >5.5-24公噸<br>>5.5-24 tonnes |                   |                       | >24 公噸<br>>24 tonnes |                   |                       | 南行<br>South-bound          | 北行<br>North-bound | 雙程合計<br>Two-way total | 南行<br>South-bound                   | 北行<br>North-bound | 雙程合計<br>Two-way total |
|                     | 南行<br>South-bound        | 北行<br>North-bound | 雙程合計<br>Two-way total | 南行<br>South-bound           | 北行<br>North-bound | 雙程合計<br>Two-way total | 南行<br>South-bound    | 北行<br>North-bound | 雙程合計<br>Two-way total |                            |                   |                       |                                     |                   |                       |
| 2002                | 1 497 768                | 1 622 686         | 3 120 454             | 579 067                     | 607 418           | 1 186 485             | 54 862               | 59 189            | 114 051               | 11 047 518                 | 11 851 262        | 22 898 780            | 30 267                              | 32 469            | 62 736                |
| 2003                | 1 431 705                | 1 549 957         | 2 981 662             | 561 749                     | 577 950           | 1 139 699             | 39 014               | 45 604            | 84 618                | 10 772 350                 | 11 464 759        | 22 237 109            | 29 513                              | 31 410            | 60 924                |
| 2004                | 1 447 560                | 1 563 346         | 3 010 906             | 584 168                     | 598 352           | 1 182 520             | 32 795               | 48 418            | 81 213                | 10 842 069                 | 11 508 288        | 22 350 357            | 29 623                              | 31 443            | 61 067                |
| 2005                | 1 371 558                | 1 463 084         | 2 834 642             | 566 055                     | 575 019           | 1 141 074             | 26 585               | 33 519            | 60 104                | 10 180 063                 | 10 736 088        | 20 916 151            | 27 891                              | 29 414            | 57 305                |
| 2006                | 1 324 413                | 1 424 082         | 2 748 495             | 535 297                     | 540 893           | 1 076 190             | 28 920               | 32 390            | 61 310                | 9 784 153                  | 10 340 727        | 20 124 880            | 26 806                              | 28 331            | 55 137                |
| 2006 / 06           | 111 985                  | 119 462           | 231 447               | 46 414                      | 46 914            | 93 328                | 2 463                | 3 254             | 5 717                 | 800 865                    | 840 785           | 1 641 650             | 26 696                              | 28 026            | 54 722                |
| 07                  | 113 694                  | 121 976           | 235 670               | 46 482                      | 46 803            | 93 285                | 2 335                | 2 787             | 5 122                 | 809 757                    | 858 451           | 1 668 208             | 26 121                              | 27 692            | 53 813                |
| 08                  | 119 065                  | 127 825           | 246 890               | 49 230                      | 49 199            | 98 429                | 2 512                | 2 967             | 5 479                 | 820 309                    | 870 360           | 1 690 669             | 26 462                              | 28 076            | 54 538                |
| 09                  | 114 824                  | 125 395           | 240 219               | 47 318                      | 48 710            | 96 028                | 2 595                | 2 983             | 5 578                 | 817 063                    | 865 193           | 1 682 256             | 27 235                              | 28 840            | 56 075                |
| 10                  | 109 238                  | 119 246           | 228 484               | 43 336                      | 44 881            | 88 217                | 2 702                | 3 238             | 5 940                 | 831 082                    | 887 130           | 1 718 212             | 26 809                              | 28 617            | 55 426                |
| 11                  | 113 570                  | 124 231           | 237 801               | 45 630                      | 47 029            | 92 659                | 3 178                | 2 646             | 5 824                 | 821 661                    | 874 542           | 1 696 203             | 27 389                              | 29 151            | 56 540                |
| 12                  | 113 217                  | 123 917           | 237 134               | 44 364                      | 46 233            | 90 597                | 2 707                | 2 524             | 5 231                 | 846 633                    | 905 076           | 1 751 709             | 27 311                              | 29 196            | 56 507                |
| 2007 / 01           | 112 624                  | 121 676           | 234 300               | 43 767                      | 44 375            | 88 142                | 2 757                | 2 394             | 5 151                 | 830 271                    | 877 936           | 1 708 207             | 26 783                              | 28 321            | 55 103                |
| 02                  | 90 086                   | 97 841            | 187 927               | 32 867                      | 33 674            | 66 541                | 2 029                | 1 730             | 3 759                 | 761 547                    | 817 270           | 1 578 817             | 27 198                              | 29 188            | 56 386                |
| 03                  | 113 566                  | 123 414           | 236 980               | 44 547                      | 45 405            | 89 952                | 2 857                | 2 418             | 5 275                 | 852 286                    | 901 083           | 1 753 369             | 27 493                              | 29 067            | 56 560                |
| 04                  | 104 885                  | 113 873           | 218 758               | 41 860                      | 42 747            | 84 607                | 2 905                | 2 493             | 5 398                 | 785 451                    | 835 015           | 1 620 466             | 26 182                              | 27 834            | 54 016                |
| 05                  | 113 584                  | 122 866           | 236 450               | 44 673                      | 45 457            | 90 130                | 2 933                | 2 528             | 5 461                 | 836 155                    | 886 462           | 1 722 617             | 26 973                              | 28 596            | 55 568                |
| 06                  | 114 686                  | 125 314           | 240 000               | 45 920                      | 46 907            | 92 827                | 2 867                | 2 499             | 5 366                 | 829 556                    | 880 666           | 1 710 222             | 27 652                              | 29 356            | 57 007                |
| 07                  | 117 011                  | 126 872           | 243 883               | 46 044                      | 47 324            | 93 368                | 2 945                | 3 027             | 5 972                 | 835 841                    | 895 896           | 1 731 737             | 26 963                              | 28 900            | 55 862                |
| 08                  | 118 857                  | 129 961           | 248 818               | 47 802                      | 49 141            | 96 943                | 2 696                | 2 973             | 5 669                 | 840 368                    | 903 647           | 1 744 015             | 27 109                              | 29 150            | 56 259                |
| 09                  | 112 076                  | 123 470           | 235 546               | 44 708                      | 45 542            | 90 250                | 2 697                | 3 250             | 5 947                 | 837 094                    | 899 214           | 1 736 308             | 27 903                              | 29 974            | 57 877                |
| 10                  | 114 426                  | 125 164           | 239 590               | 45 156                      | 46 033            | 91 189                | 4 376                | 5 223             | 9 599                 | 849 483                    | 909 234           | 1 758 717             | 27 403                              | 29 330            | 56 733                |
| 11                  | 114 831                  | 125 486           | 240 317               | 45 131                      | 46 334            | 91 465                | 4 257                | 4 711             | 8 968                 | 842 468                    | 901 176           | 1 743 644             | 28 082                              | 30 039            | 58 121                |

資料來源：大老山隧道有限公司

Source : Tate's Cairn Tunnel Co. Ltd.

表 3.2(f) : 啟德隧道<sup>(1) (2)</sup>

Table 3.2(f) : Kai Tak Tunnel<sup>(1) (2)</sup>

2007/11

| 年 / 月<br>Year/Month | 總行車架次<br>Total<br>Vehicles |                  |                       | 平均每日架次<br>Average<br>Daily Vehicles |                  |                       |
|---------------------|----------------------------|------------------|-----------------------|-------------------------------------|------------------|-----------------------|
|                     | 東行<br>East-bound           | 西行<br>West-bound | 雙程合計<br>Two-way total | 東行<br>East-bound                    | 西行<br>West-bound | 雙程合計<br>Two-way total |
| 2002                | 9 662 365                  | 12 034 957       | 21 697 322            | 26 472                              | 32 972           | 59 445                |
| 2003                | 9 597 163                  | 11 720 529       | 21 317 692            | 26 294                              | 32 111           | 58 405                |
| 2004                | 9 758 394                  | 11 884 662       | 21 643 056            | 26 662                              | 32 472           | 59 134                |
| 2005                | 10 053 467                 | 11 687 136       | 21 740 603            | 27 544                              | 32 020           | 59 563                |
| 2006                | 10 176 650                 | 10 503 508       | 20 680 158            | 27 881                              | 28 777           | 56 658                |
| 2006 / 06           | 845 207                    | 844 610          | 1 689 817             | 28 174                              | 28 154           | 56 327                |
| 07                  | 857 632                    | 867 505          | 1 725 137             | 27 666                              | 27 984           | 55 650                |
| 08                  | 858 915                    | 872 663          | 1 731 578             | 27 707                              | 28 150           | 55 857                |
| 09                  | 842 118                    | 845 237          | 1 687 355             | 28 071                              | 28 175           | 56 245                |
| 10                  | 841 850                    | 899 929          | 1 741 779             | 27 156                              | 29 030           | 56 186                |
| 11                  | 851 161                    | 835 909          | 1 687 070             | 28 372                              | 27 864           | 56 236                |
| 12                  | 887 072                    | 873 925          | 1 760 997             | 28 615                              | 28 191           | 56 806                |
| 2007 / 01           | 873 031                    | 972 130          | 1 845 161             | 28 162                              | 31 359           | 59 521                |
| 02                  | 745 177                    | 920 290          | 1 665 467             | 26 613                              | 32 868           | 59 481                |
| 03                  | 886 247                    | 1 038 323        | 1 924 570             | 28 589                              | 33 494           | 62 083                |
| 04                  | 853 076                    | 849 388          | 1 702 464             | 28 436                              | 28 313           | 56 749                |
| 05                  | 871 548                    | 911 818          | 1 783 366             | 28 114                              | 29 413           | 57 528                |
| 06                  | 872 275                    | 873 289          | 1 745 564             | 29 076                              | 29 110           | 58 185                |
| 07                  | 881 392                    | 896 624          | 1 778 016             | 28 432                              | 28 923           | 57 355                |
| 08                  | 879 057                    | 931 648          | 1 810 705             | 28 357                              | 30 053           | 58 410                |
| 09                  | 845 760                    | 874 231          | 1 719 991             | 28 192                              | 29 141           | 57 333                |
| 10                  | 888 485                    | 907 761          | 1 796 246             | 28 661                              | 29 283           | 57 943                |
| 11                  | 863 595                    | 916 507          | 1 780 102             | 28 787                              | 30 550           | 59 337                |

註： (1) 機場隧道於1982年6月29日通車。由1993年1月17日起以合約方式將管理及經營的工作交給信佳集團管理有限公司。  
(2) 機場隧道於2006年5月4日改名為啟德隧道。

Notes :

(1) The Airport Tunnel was opened to traffic on 29.6.1982. Its management and operation were contracted out to the Serco Group (HK) Ltd. on 17.1.1993.  
(2) The Airport Tunnel was renamed as Kai Tak Tunnel on 4.5.2006.

資料來源： 信佳集團管理有限公司

Source :

Serco Group (HK) Ltd.

表 3.2(g) : 大欖隧道<sup>(1)</sup>  
Table 3.2(g) : Tai Lam Tunnel<sup>(1)</sup>

2007/11

| 年 / 月<br>Year/Month | 私家車及的士<br>Private Cars and Taxis |                   |                       | 電單車<br>Motor Cycles |                   |                       | 私家/公共小巴<br>Private/Public Light Buses |                   |                       | 私家/公共巴士<br>Private/Public Buses |                   |                       |                   |                   |                       |
|---------------------|----------------------------------|-------------------|-----------------------|---------------------|-------------------|-----------------------|---------------------------------------|-------------------|-----------------------|---------------------------------|-------------------|-----------------------|-------------------|-------------------|-----------------------|
|                     | 南行<br>South-bound                | 北行<br>North-bound | 雙程合計<br>Two-way total | 南行<br>South-bound   | 北行<br>North-bound | 雙程合計<br>Two-way total | 南行<br>South-bound                     | 北行<br>North-bound | 雙程合計<br>Two-way total | 單層<br>Single Deck               |                   |                       | 雙層<br>Double Deck |                   |                       |
|                     |                                  |                   |                       |                     |                   |                       |                                       |                   |                       | 南行<br>South-bound               | 北行<br>North-bound | 雙程合計<br>Two-way total | 南行<br>South-bound | 北行<br>North-bound | 雙程合計<br>Two-way total |
| 2002                | 4 723 789                        | 4 550 234         | 9 274 023             | 70 687              | 68 073            | 138 760               | 13 243                                | 13 891            | 27 134                | 188 363                         | 196 528           | 384 891               | 844 464           | 842 854           | 1 687 318             |
| 2003                | 4 522 866                        | 4 416 137         | 8 939 003             | 66 906              | 66 291            | 133 197               | 12 431                                | 13 530            | 25 961                | 294 083                         | 294 776           | 588 859               | 846 341           | 847 952           | 1 694 293             |
| 2004                | 4 518 310                        | 4 459 422         | 8 977 732             | 62 269              | 60 943            | 123 212               | 11 667                                | 12 069            | 23 736                | 413 734                         | 430 780           | 844 514               | 795 795           | 797 243           | 1 593 038             |
| 2005                | 4 584 051                        | 4 534 240         | 9 118 291             | 58 885              | 56 341            | 115 226               | 10 792                                | 11 193            | 21 985                | 381 363                         | 379 406           | 760 769               | 773 794           | 773 122           | 1 546 916             |
| 2006                | 4 710 972                        | 4 687 768         | 9 398 740             | 59 299              | 57 056            | 116 355               | 9 475                                 | 10 050            | 19 525                | 388 283                         | 377 614           | 765 897               | 758 633           | 753 648           | 1 512 281             |
| 2006 / 06           | 380 345                          | 375 110           | 755 455               | 4 673               | 4 459             | 9 132                 | 783                                   | 911               | 1 694                 | 31 663                          | 30 385            | 62 048                | 62 655            | 62 458            | 125 113               |
| 07                  | 396 068                          | 395 795           | 791 863               | 4 746               | 4 598             | 9 344                 | 721                                   | 781               | 1 502                 | 33 068                          | 32 345            | 65 413                | 64 382            | 64 225            | 128 607               |
| 08                  | 396 107                          | 397 417           | 793 524               | 4 975               | 4 905             | 9 880                 | 846                                   | 871               | 1 717                 | 33 937                          | 32 959            | 66 896                | 64 557            | 63 926            | 128 483               |
| 09                  | 388 629                          | 385 462           | 774 091               | 4 844               | 4 706             | 9 550                 | 831                                   | 824               | 1 655                 | 31 113                          | 30 331            | 61 444                | 62 000            | 61 055            | 123 055               |
| 10                  | 408 917                          | 406 834           | 815 751               | 5 794               | 5 424             | 11 218                | 818                                   | 825               | 1 643                 | 32 696                          | 32 258            | 64 954                | 63 083            | 62 281            | 125 364               |
| 11                  | 397 277                          | 396 611           | 793 888               | 5 582               | 5 231             | 10 813                | 820                                   | 825               | 1 645                 | 32 014                          | 31 463            | 63 477                | 61 476            | 60 640            | 122 116               |
| 12                  | 425 369                          | 424 463           | 849 832               | 5 253               | 5 090             | 10 343                | 738                                   | 802               | 1 540                 | 32 693                          | 32 459            | 65 152                | 63 262            | 62 452            | 125 714               |
| 2007 / 01           | 409 430                          | 408 640           | 818 070               | 4 858               | 4 674             | 9 532                 | 808                                   | 846               | 1 654                 | 31 893                          | 31 551            | 63 444                | 63 342            | 62 561            | 125 903               |
| 02                  | 388 885                          | 386 859           | 775 744               | 4 638               | 4 433             | 9 071                 | 607                                   | 640               | 1 247                 | 28 692                          | 28 503            | 57 195                | 56 664            | 56 104            | 112 768               |
| 03                  | 422 488                          | 422 324           | 844 812               | 5 301               | 5 348             | 10 649                | 805                                   | 821               | 1 626                 | 31 378                          | 30 972            | 62 350                | 63 201            | 62 567            | 125 768               |
| 04                  | 404 041                          | 402 981           | 807 022               | 4 516               | 4 494             | 9 010                 | 756                                   | 781               | 1 537                 | 31 209                          | 30 666            | 61 875                | 59 874            | 59 386            | 119 260               |
| 05                  | 409 710                          | 411 612           | 821 322               | 4 869               | 4 897             | 9 766                 | 822                                   | 798               | 1 620                 | 29 834                          | 29 735            | 59 569                | 62 356            | 61 778            | 124 134               |
| 06                  | 407 879                          | 407 823           | 815 702               | 4 542               | 4 593             | 9 135                 | 999                                   | 1 053             | 2 052                 | 28 829                          | 28 479            | 57 308                | 59 893            | 59 317            | 119 210               |
| 07                  | 421 687                          | 421 794           | 843 481               | 5 103               | 5 013             | 10 116                | 749                                   | 789               | 1 538                 | 30 653                          | 30 426            | 61 079                | 61 791            | 61 336            | 123 127               |
| 08                  | 412 953                          | 414 799           | 827 752               | 4 347               | 4 424             | 8 771                 | 745                                   | 733               | 1 478                 | 30 036                          | 29 538            | 59 574                | 62 085            | 61 722            | 123 807               |
| 09                  | 397 817                          | 399 507           | 797 324               | 5 030               | 4 865             | 9 895                 | 775                                   | 784               | 1 559                 | 27 351                          | 26 590            | 53 941                | 59 641            | 59 255            | 118 896               |
| 10                  | 411 567                          | 414 315           | 825 882               | 5 300               | 5 118             | 10 418                | 774                                   | 804               | 1 578                 | 28 920                          | 28 378            | 57 298                | 61 694            | 61 255            | 122 949               |
| 11                  | 408 306                          | 407 857           | 816 163               | 5 166               | 5 145             | 10 311                | 879                                   | 899               | 1 778                 | 27 848                          | 26 990            | 54 838                | 59 910            | 59 492            | 119 402               |

註： (1) 大欖隧道於1998年5月25日通車。

Note : (1) Tai Lam Tunnel was opened to traffic on 25.5.1998.

表 3.2(g) (續)  
Table 3.2(g) (cont'd)

2007/11

| 年 / 月<br>Year/Month | 貨車<br>Goods Vehicles     |                   |                       |                              |                   |                       |                      |                   |                       | 總行車架次<br>Total Vehicles |                   |                       | 平均每日架次<br>Average Daily Vehicles |                   |                       |
|---------------------|--------------------------|-------------------|-----------------------|------------------------------|-------------------|-----------------------|----------------------|-------------------|-----------------------|-------------------------|-------------------|-----------------------|----------------------------------|-------------------|-----------------------|
|                     | ≤ 5.5 公噸<br>≤ 5.5 tonnes |                   |                       | >5.5-24 公噸<br>>5.5-24 tonnes |                   |                       | >24 公噸<br>>24 tonnes |                   |                       | 南行<br>South-bound       | 北行<br>North-bound | 雙程合計<br>Two-way total | 南行<br>South-bound                | 北行<br>North-bound | 雙程合計<br>Two-way total |
|                     | 南行<br>South-bound        | 北行<br>North-bound | 雙程合計<br>Two-way total | 南行<br>South-bound            | 北行<br>North-bound | 雙程合計<br>Two-way total | 南行<br>South-bound    | 北行<br>North-bound | 雙程合計<br>Two-way total |                         |                   |                       |                                  |                   |                       |
| 2002                | 1 136 781                | 1 062 681         | 2 199 462             | 566 497                      | 460 836           | 1 027 333             | 774 987              | 712 498           | 1 487 485             | 8 318 811               | 7 907 595         | 16 226 406            | 22 791                           | 21 665            | 44 456                |
| 2003                | 1 141 163                | 1 067 600         | 2 208 763             | 559 795                      | 472 275           | 1 032 070             | 789 869              | 744 852           | 1 534 721             | 8 233 454               | 7 923 413         | 16 156 867            | 22 557                           | 21 708            | 44 265                |
| 2004                | 1 193 354                | 1 124 505         | 2 317 859             | 603 715                      | 506 335           | 1 110 050             | 840 598              | 779 989           | 1 620 587             | 8 439 442               | 8 171 286         | 16 610 728            | 23 059                           | 22 326            | 45 385                |
| 2005                | 1 197 012                | 1 121 559         | 2 318 571             | 663 737                      | 551 518           | 1 215 255             | 910 261              | 838 145           | 1 748 406             | 8 579 895               | 8 265 524         | 16 845 419            | 23 507                           | 22 645            | 46 152                |
| 2006                | 1 192 067                | 1 125 437         | 2 317 504             | 720 318                      | 607 818           | 1 328 136             | 969 359              | 915 394           | 1 884 753             | 8 808 406               | 8 534 785         | 17 343 191            | 24 133                           | 23 383            | 47 516                |
| 2006 / 06           | 101 786                  | 95 469            | 197 255               | 62 358                       | 52 481            | 114 839               | 83 516               | 81 497            | 165 013               | 727 779                 | 702 770           | 1 430 549             | 24 259                           | 23 426            | 47 685                |
| 07                  | 102 405                  | 97 199            | 199 604               | 62 252                       | 53 116            | 115 368               | 86 730               | 81 976            | 168 706               | 750 372                 | 730 035           | 1 480 407             | 24 206                           | 23 550            | 47 755                |
| 08                  | 105 674                  | 100 053           | 205 727               | 65 517                       | 55 601            | 121 118               | 93 985               | 86 924            | 180 909               | 765 598                 | 742 656           | 1 508 254             | 24 697                           | 23 957            | 48 653                |
| 09                  | 104 236                  | 97 702            | 201 938               | 67 173                       | 56 600            | 123 773               | 96 128               | 86 134            | 182 262               | 754 954                 | 722 814           | 1 477 768             | 25 165                           | 24 094            | 49 259                |
| 10                  | 100 512                  | 94 580            | 195 092               | 60 928                       | 51 211            | 112 139               | 80 766               | 74 590            | 155 356               | 753 514                 | 728 003           | 1 481 517             | 24 307                           | 23 484            | 47 791                |
| 11                  | 104 552                  | 99 815            | 204 367               | 65 567                       | 55 279            | 120 846               | 82 220               | 78 049            | 160 269               | 749 508                 | 727 913           | 1 477 421             | 24 984                           | 24 264            | 49 247                |
| 12                  | 103 102                  | 97 880            | 200 982               | 62 682                       | 52 611            | 115 293               | 82 758               | 76 693            | 159 451               | 775 857                 | 752 450           | 1 528 307             | 25 028                           | 24 273            | 49 300                |
| 2007 / 01           | 102 821                  | 96 265            | 199 086               | 61 011                       | 51 210            | 112 221               | 76 730               | 73 360            | 150 090               | 750 893                 | 729 107           | 1 480 000             | 24 222                           | 23 520            | 47 742                |
| 02                  | 83 118                   | 78 955            | 162 073               | 45 128                       | 38 423            | 83 551                | 56 972               | 52 379            | 109 351               | 664 704                 | 646 296           | 1 311 000             | 23 739                           | 23 082            | 46 821                |
| 03                  | 103 843                  | 98 458            | 202 301               | 63 193                       | 53 982            | 117 175               | 77 593               | 75 744            | 153 337               | 767 802                 | 750 216           | 1 518 018             | 24 768                           | 24 201            | 48 968                |
| 04                  | 96 761                   | 91 797            | 188 558               | 61 398                       | 52 887            | 114 285               | 78 518               | 75 878            | 154 396               | 737 073                 | 718 870           | 1 455 943             | 24 569                           | 23 962            | 48 531                |
| 05                  | 104 101                  | 99 760            | 203 861               | 62 348                       | 54 068            | 116 416               | 76 650               | 75 520            | 152 170               | 750 690                 | 738 168           | 1 488 858             | 24 216                           | 23 812            | 48 028                |
| 06                  | 105 973                  | 99 762            | 205 735               | 68 111                       | 58 051            | 126 162               | 85 615               | 79 046            | 164 661               | 761 841                 | 738 124           | 1 499 965             | 25 395                           | 24 604            | 49 999                |
| 07                  | 107 163                  | 101 360           | 208 523               | 68 343                       | 58 773            | 127 116               | 85 073               | 79 706            | 164 779               | 780 562                 | 759 197           | 1 539 759             | 25 179                           | 24 490            | 49 670                |
| 08                  | 108 357                  | 103 681           | 212 038               | 71 852                       | 62 565            | 134 417               | 95 831               | 87 134            | 182 965               | 786 206                 | 764 596           | 1 550 802             | 25 361                           | 24 664            | 50 026                |
| 09                  | 101 291                  | 96 384            | 197 675               | 68 407                       | 59 385            | 127 792               | 99 265               | 87 053            | 186 318               | 759 577                 | 733 823           | 1 493 400             | 25 319                           | 24 461            | 49 780                |
| 10                  | 103 733                  | 97 754            | 201 487               | 68 841                       | 59 406            | 128 247               | 90 645               | 82 639            | 173 284               | 771 474                 | 749 669           | 1 521 143             | 24 886                           | 24 183            | 49 069                |
| 11                  | 104 006                  | 97 596            | 201 602               | 70 046                       | 59 695            | 129 741               | 90 121               | 82 004            | 172 125               | 766 282                 | 739 678           | 1 505 960             | 25 543                           | 24 656            | 50 199                |

資料來源：三號幹線(郊野公園段)有限公司

Source : Route 3 (CPS) Co. Ltd.

表 3.2(h) : 愉景灣隧道及連接道路<sup>(1)</sup>  
Table 3.2(h) : Discovery Bay Tunnel Link<sup>(1)</sup>

2007/11

| 年 / 月<br>Year/Month | 東行<br>East-bound            |                                   |                                     |  |                             |                      |              | 西行<br>West-bound        | 平均每日架次<br>Average Daily Vehicles |  |                        |                  |                       |
|---------------------|-----------------------------|-----------------------------------|-------------------------------------|--|-----------------------------|----------------------|--------------|-------------------------|----------------------------------|--|------------------------|------------------|-----------------------|
|                     | 政府車輛<br>Government Vehicles | 私家<br>小型巴士<br>Private Light Buses | 私家/公共<br>巴士<br>Private/Public Buses | 貨車及特別用途車輛<br>Goods Vehicles & Special Purpose Vehicles |                             |                      | 其他<br>Others | 總行車架次<br>Total Vehicles | 總行車架次<br>Total Vehicles          | 雙程合計 <sup>(2)</sup><br>總行車架次<br>Two-way <sup>(2)</sup> Total | Average Daily Vehicles |                  |                       |
|                     |                             |                                   |                                     | ≤ 5.5 公噸<br>≤ 5.5 tonnes                               | >5.5-24公噸<br>>5.5-24 tonnes | >24 公噸<br>>24 tonnes |              |                         |                                  |  | 東行<br>East-bound       | 西行<br>West-bound | 雙程合計<br>Two-way total |
| 2002                | 5 061                       | 49                                | 58 468                              | 34 677   | 10 215                      | 2 674                | 496          | 111 640                 | 111 640                          | 223 280  | 306                    | 306              | 612                   |
| 2003                | 5 431                       | 286                               | 63 973                              | 40 237   | 11 804                      | 2 697                | -            | 124 428                 | 124 428                          | 248 856  | 341                    | 341              | 682                   |
| 2004                | 4 302                       | 12                                | 70 886                              | 45 914   | 13 473                      | 4 974                | -            | 139 561                 | 139 561                          | 279 122  | 381                    | 381              | 763                   |
| 2005                | 4 564                       | 5                                 | 72 961                              | 49 872   | 13 610                      | 4 358                | -            | 145 370                 | 145 370                          | 290 740  | 398                    | 398              | 797                   |
| 2006                | 4 466                       | 17                                | 84 133                              | 55 154   | 16 896                      | 6 162                | -            | 166 828                 | 166 828                          | 333 656  | 457                    | 457              | 914                   |
| 2006 / 06           | 393                         | -                                 | 7 017                               | 4 905  | 1 342                       | 433                  | -            | 14 090                  | 14 090                           | 28 180   | 470                    | 470              | 939                   |
| 07                  | 353                         | 3                                 | 6 667                               | 4 892  | 1 312                       | 377                  | -            | 13 604                  | 13 604                           | 27 208   | 439                    | 439              | 878                   |
| 08                  | 353                         | 2                                 | 6 697                               | 4 980  | 1 419                       | 279                  | -            | 13 730                  | 13 730                           | 27 460   | 443                    | 443              | 886                   |
| 09                  | 315                         | 4                                 | 6 989                               | 4 647  | 1 338                       | 565                  | -            | 13 858                  | 13 858                           | 27 716   | 462                    | 462              | 924                   |
| 10                  | 476                         | 2                                 | 7 117                               | 4 675  | 1 265                       | 450                  | -            | 13 985                  | 13 985                           | 27 970   | 451                    | 451              | 902                   |
| 11                  | 371                         | 2                                 | 7 057                               | 5 283  | 1 443                       | 662                  | -            | 14 818                  | 14 818                           | 29 636   | 494                    | 494              | 988                   |
| 12                  | 388                         | 1                                 | 6 970                               | 5 403  | 1 601                       | 798                  | -            | 15 161                  | 15 161                           | 30 322   | 489                    | 489              | 978                   |
| 2007 / 01           | 430                         | 2                                 | 7 194                               | 5 324  | 1 667                       | 1 202                | -            | 15 819                  | 15 819                           | 31 638   | 510                    | 510              | 1 021                 |
| 02                  | 362                         | -                                 | 6 366                               | 4 261  | 1 241                       | 679                  | -            | 12 909                  | 12 909                           | 25 818   | 461                    | 461              | 922                   |
| 03                  | 421                         | 3                                 | 7 467                               | 5 381  | 1 831                       | 1 374                | -            | 16 477                  | 16 477                           | 32 954   | 532                    | 532              | 1 063                 |
| 04                  | 443                         | 2                                 | 6 711                               | 5 120  | 1 517                       | 921                  | -            | 14 714                  | 14 714                           | 29 428   | 490                    | 490              | 981                   |
| 05                  | 397                         | 1                                 | 7 236                               | 5 487  | 1 392                       | 499                  | -            | 15 012                  | 15 012                           | 30 024   | 484                    | 484              | 969                   |
| 06                  | 444                         | 3                                 | 7 104                               | 5 747  | 1 370                       | 394                  | -            | 15 062                  | 15 062                           | 30 124   | 502                    | 502              | 1 004                 |
| 07                  | 424                         | 3                                 | 6 788                               | 5 821  | 1 445                       | 565                  | -            | 15 046                  | 15 046                           | 30 092   | 485                    | 485              | 971                   |
| 08                  | 398                         | -                                 | 6 910                               | 6 189  | 1 572                       | 511                  | -            | 15 580                  | 15 580                           | 31 160   | 503                    | 503              | 1 005                 |
| 09                  | 413                         | 9                                 | 8 167                               | 5 635  | 1 337                       | 590                  | -            | 16 151                  | 16 151                           | 32 302   | 538                    | 538              | 1 077                 |
| 10                  | 411                         | 8                                 | 7 519                               | 5 602  | 1 591                       | 827                  | -            | 15 958                  | 15 958                           | 31 916   | 515                    | 515              | 1 030                 |
| 11                  | 463                         | 2                                 | 7 439                               | 5 741  | 1 580                       | 955                  | -            | 16 180                  | 16 180                           | 32 360   | 539                    | 539              | 1 079                 |

註： (1) 愉景灣隧道及連接道路於2000年5月27日通車。  
(2) 由2001年2月起，愉景灣隧道及連接道路的交通數據是以東行交通量的雙倍計算。

Notes: (1) Discovery Bay Tunnel Link was opened to traffic on 27.5.2000.  
(2) With effect from February 2001, the traffic data of Discovery Bay Tunnel Link are obtained by doubling the east bound traffic volume.

資料來源： 愉景灣隧道有限公司

Source : Discovery Bay Road Tunnel Co. Ltd.



## 青嶼幹線交通 Vehicular Traffic through Lantau Link

表 3.3 : 青嶼幹線<sup>(1)</sup>  
Table 3.3 : Lantau Link<sup>(1)</sup>

2007/11

| 年 / 月<br>Year/Month | 離開大嶼山 <sup>(2)</sup><br>From Lantau <sup>(2)</sup> |                        |  |                                 |                   |                      |           |         |                            | 前往大嶼山 <sup>(2)</sup><br>To Lantau <sup>(2)</sup> |                                   | 平均每日架次<br>Average<br>Daily Vehicles                |  |                          |  |
|---------------------|--|------------------------|--|---------------------------------|-------------------|----------------------|-----------|---------|----------------------------|--|-----------------------------------|--|--|--------------------------|--|
|                     | 私家車<br>及的士<br>Private Cars<br>and Taxis            | 電單車<br>Motor<br>Cycles | 私家/公共<br>小巴<br>Private/Public<br>Light Buses | 私家/公共巴士<br>Private/Public Buses |                   | 貨車<br>Goods Vehicles |           |         | 總行車架次<br>Total<br>Vehicles | 總行車架次<br>Total<br>Vehicles                       | 雙程合計<br>總行車架次<br>Two-way<br>Total | Average<br>Daily Vehicles                          |  |                          |  |
|                     |  |                        |  | 單層<br>Single Deck               | 雙層<br>Double Deck | ≤5.5 公噸              | >5.5-24公噸 | >24 公噸  |                            |  |                                   | 離開大嶼山 <sup>(2)</sup><br>From Lantau <sup>(2)</sup> | 前往大嶼山 <sup>(2)</sup><br>To Lantau <sup>(2)</sup> | 雙程合計<br>Two-way<br>Total |  |
| 2002                | 4 147 172  | 78 821                 | 19 430                                       | 513 474                         | 500 739           | 1 379 690            | 727 436   | 112 215 | 7 478 977                  | 7 551 051  | 15 030 028                        | 20 490   | 20 688   | 41 178                   |  |
| 2003                | 3 954 926  | 76 383                 | 18 369                                       | 407 376                         | 485 162           | 1 431 884            | 808 490   | 173 401 | 7 355 991                  | 7 443 168  | 14 799 159                        | 20 153   | 20 392   | 40 546                   |  |
| 2004                | 4 845 679  | 89 460                 | 20 232                                       | 524 352                         | 515 348           | 1 578 159            | 969 019   | 194 024 | 8 736 273                  | 8 817 023  | 17 553 296                        | 23 870   | 24 090   | 47 960                   |  |
| 2005                | 5 310 126  | 91 343                 | 21 446                                       | 578 156                         | 530 993           | 1 643 626            | 1 046 229 | 179 888 | 9 401 807                  | 9 391 694  | 18 793 501                        | 25 758   | 25 731   | 51 489                   |  |
| 2006                | 5 774 798  | 88 110                 | 21 111                                       | 634 072                         | 542 250           | 1 617 557            | 1 056 301 | 144 754 | 9 878 953                  | 9 904 138  | 19 783 091                        | 27 066   | 27 135   | 54 200                   |  |
| 2006 / 06           | 449 899  | 6 596                  | 2 395  | 50 045                          | 43 843            | 137 224              | 87 805    | 12 799  | 790 606                    | 787 739  | 1 578 345                         | 26 354   | 26 258   | 52 612                   |  |
| 07                  | 496 703  | 6 878                  | 1 774  | 56 264                          | 46 016            | 138 135              | 88 796    | 11 744  | 846 310                    | 843 168  | 1 689 478                         | 27 300   | 27 199   | 54 499                   |  |
| 08                  | 506 365  | 7 289                  | 1 729  | 57 851                          | 46 687            | 141 356              | 93 109    | 12 520  | 866 906                    | 872 314  | 1 739 220                         | 27 965   | 28 139   | 56 104                   |  |
| 09                  | 472 789  | 7 589                  | 1 957  | 47 596                          | 44 722            | 136 539              | 93 920    | 12 760  | 817 872                    | 823 594  | 1 641 466                         | 27 262   | 27 453   | 54 716                   |  |
| 10                  | 511 415  | 8 571                  | 1 662  | 53 193                          | 46 194            | 133 333              | 91 462    | 12 116  | 857 946                    | 863 832  | 1 721 778                         | 27 676   | 27 866   | 55 541                   |  |
| 11                  | 483 498  | 8 175                  | 1 786  | 52 961                          | 44 274            | 138 383              | 99 395    | 13 740  | 842 212                    | 848 224  | 1 690 436                         | 28 074   | 28 274   | 56 348                   |  |
| 12                  | 547 054  | 8 557                  | 1 675  | 58 070                          | 46 381            | 136 753              | 93 234    | 12 986  | 904 710                    | 910 222  | 1 814 932                         | 29 184   | 29 362   | 58 546                   |  |
| 2007 / 01           | 494 062  | 7 428                  | 1 706  | 50 527                          | 46 010            | 134 906              | 86 107    | 12 051  | 832 797                    | 838 755  | 1 671 552                         | 26 864   | 27 057   | 53 921                   |  |
| 02                  | 477 139  | 7 099                  | 1 400  | 49 045                          | 41 907            | 105 301              | 67 254    | 8 669   | 757 814                    | 762 964  | 1 520 778                         | 27 065   | 27 249   | 54 314                   |  |
| 03                  | 509 403  | 8 142                  | 1 815  | 52 389                          | 45 781            | 135 235              | 93 096    | 13 568  | 859 429                    | 864 929  | 1 724 358                         | 27 724   | 27 901   | 55 624                   |  |
| 04                  | 536 982  | 7 622                  | 1 461  | 50 357                          | 44 553            | 127 339              | 87 822    | 11 687  | 867 823                    | 873 259  | 1 741 082                         | 28 927   | 29 109   | 58 036                   |  |
| 05                  | 484 364  | 7 997                  | 1 620  | 51 297                          | 45 735            | 129 090              | 87 325    | 10 508  | 817 936                    | 823 720  | 1 641 656                         | 26 385   | 26 572   | 52 957                   |  |
| 06                  | 498 462  | 7 364                  | 1 740  | 50 300                          | 44 366            | 130 162              | 90 435    | 11 152  | 833 981                    | 838 503  | 1 672 484                         | 27 799   | 27 950   | 55 749                   |  |
| 07                  | 544 221  | 8 660                  | 1 611  | 59 276                          | 46 510            | 129 988              | 92 427    | 10 803  | 893 496                    | 897 932  | 1 791 428                         | 28 822   | 28 966   | 57 788                   |  |
| 08                  | 549 194  | 7 285                  | 1 594  | 62 611                          | 46 865            | 129 773              | 94 912    | 11 149  | 903 383                    | 909 947  | 1 813 330                         | 29 141   | 29 353   | 58 495                   |  |
| 09                  | 515 168  | 8 795                  | 1 635  | 48 929                          | 45 411            | 123 021              | 96 423    | 12 959  | 852 341                    | 858 010  | 1 710 351                         | 28 411   | 28 600   | 57 012                   |  |
| 10                  | 566 258  | 9 304                  | 1 647  | 55 246                          | 47 200            | 127 319              | 99 877    | 13 615  | 920 466                    | 926 317  | 1 846 783                         | 29 692   | 29 881   | 59 574                   |  |
| 11                  | 536 998  | 8 897                  | 1 788  | 55 211                          | 45 502            | 127 880              | 101 163   | 14 559  | 891 998                    | 896 877  | 1 788 875                         | 29 733   | 29 896   | 59 629                   |  |

註： (1) 青嶼幹線於1997年5月22日通車。  
(2) 前往大嶼山的總行車架次是來自路面下探測線圈的紀錄，而離開大嶼山的數字則來自收費亭。因此，兩組數字嚴格上不能比較。

Notes: (1) Lantau Link was opened to traffic on 22.5.1997.  
(2) The numbers of vehicles to Lantau were captured from the records of loop detector under the road whereas those from Lantau were captured from the toll booth. Hence, the two sets of figures are not strictly comparable.

資料來源： 交通基建管理有限公司

Source : Transport Infrastructure Management Ltd.

圖 3.1 - 隧道交通流量 (2007年11月)  
 Chart 3.1 - Vehicular Traffic Through Tunnels (November 2007)

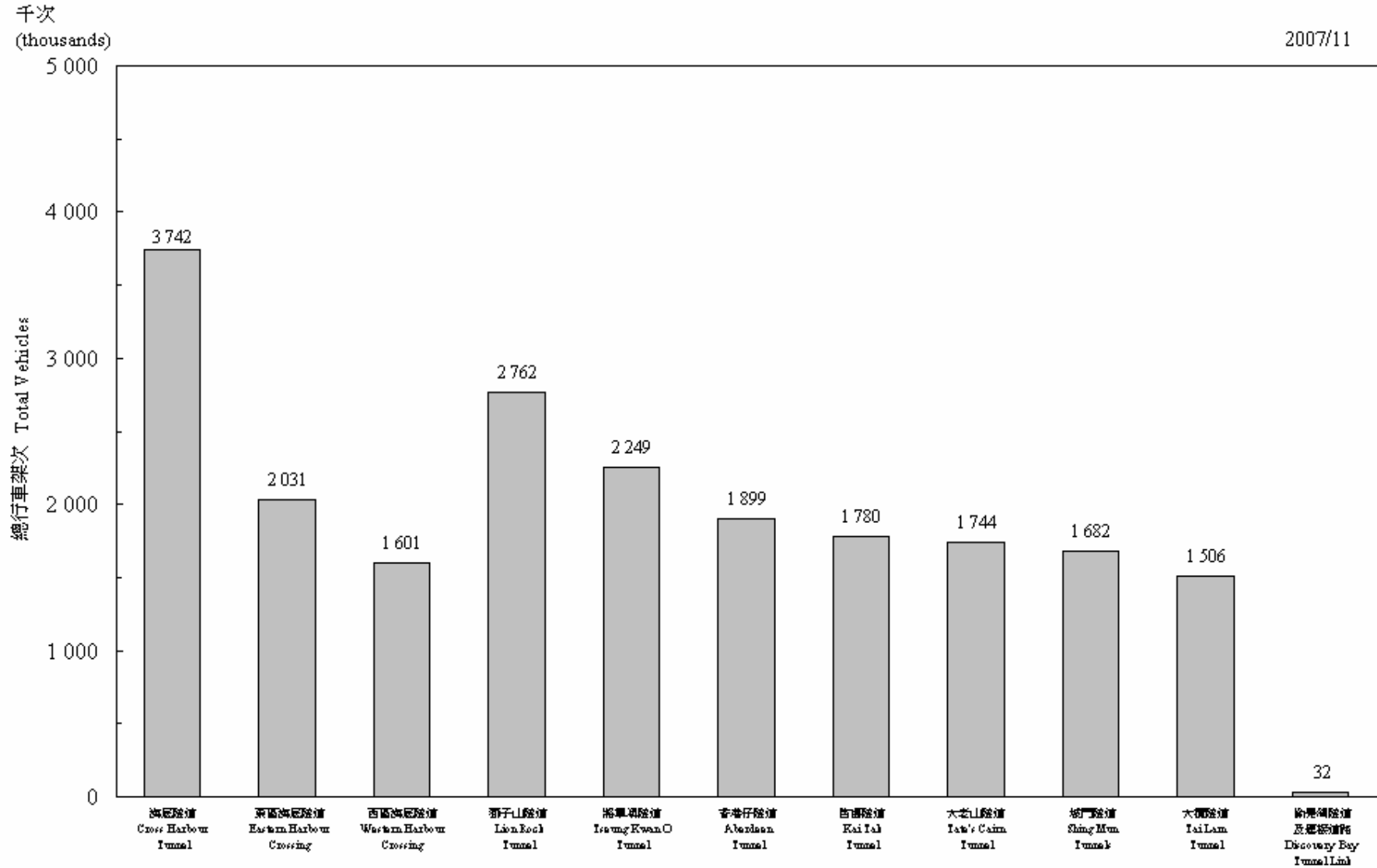


表 3.4 : 行車隧道及青嶼幹線每小時最高定向交通量 (2007年11月)

Table 3.4 : Greatest Directional Hourly Flow in Road Tunnels and Lantau Link (November 2007)

2007/11

| 隧道<br>Tunnel   | 方向<br>Direction |             | 日期<br>(日.月.年)<br>Date<br>(dd.mm.yyyy) | 星期<br>Day of<br>Week | 時段<br>Period      | 私家車、<br>的士及電單車<br>Private Cars,<br>Taxis & Motor Cycles | 單層巴士、小巴及<br>5.5公噸及以下的貨車<br>Single Deck Buses, Light Buses<br>& GV of 5.5 tonnes and less | 雙層巴士及<br>5.5公噸以上的貨車<br>Double Deck Buses &<br>GV above 5.5 tonnes | 總計<br>Total |
|--|-----------------|-------------|---------------------------------------|----------------------|-------------------|---|--|---|-------------|
| 海底隧道<br>Cross Harbour Tunnel                         | 北行              | Northbound  | 07.11.2007                            | 3                    | 11 p.m. - 12 a.m. | 2 756   | 310  | 173   | 3 239       |
|  | 南行              | Southbound  | 29.11.2007                            | 4                    | 11 p.m. - 12 a.m. | 2 800   | 362  | 193   | 3 355       |
| 東區海底隧道<br>Eastern Harbour Crossing                   | 北行              | Northbound  | 09.11.2007                            | 5                    | 6 p.m. - 7 p.m.   | 2 450   | 691  | 174   | 3 315       |
|  | 南行              | Southbound  | 12.11.2007                            | 1                    | 8 a.m. - 9 a.m.   | 2 679   | 504  | 314   | 3 497       |
| 西區海底隧道<br>Western Harbour Crossing                   | 北行              | Northbound  | 16.11.2007                            | 5                    | 6 p.m. - 7 p.m.   | 2 230   | 645  | 187   | 3 062       |
|  | 南行              | Southbound  | 12.11.2007                            | 1                    | 8 a.m. - 9 a.m.   | 1 937   | 576  | 286   | 2 799       |
| 獅子山隧道<br>Lion Rock Tunnel                            | 北行              | Northbound  | 14.11.2007                            | 3                    | 7 p.m. - 8 p.m.   | 2 137   | 472  | 432   | 3 041       |
|  | 南行              | Southbound  | 03.11.2007                            | 6                    | 6 p.m. - 7 p.m.   | 2 505   | 351  | 325   | 3 181       |
| 香港仔隧道<br>Aberdeen Tunnel                             | 北行              | Northbound  | 14.11.2007                            | 3                    | 7 a.m. - 8 a.m.   | 1 683   | 368  | 353   | 2 404       |
|  | 南行              | Southbound  | 23.11.2007                            | 5                    | 9 a.m. - 10 a.m.  | 1 146   | 601  | 433   | 2 180       |
| 城門隧道<br>Shing Mun Tunnels                            | 東行              | Eastbound   | 14.11.2007                            | 3                    | 7 p.m. - 8 p.m.   | 1 501   | 624  | 405   | 2 530       |
|  | 西行              | Westbound   | 26.11.2007                            | 1                    | 9 a.m. - 10 a.m.  | 1 900   | 606  | 449   | 2 955       |
| 將軍澳隧道<br>Tseung Kwan O Tunnel                        | 東行              | Eastbound   | 19.11.2007                            | 1                    | 7 p.m. - 8 p.m.   | 1 914   | 769  | 244   | 2 927       |
|  | 西行              | Westbound   | 26.11.2007                            | 1                    | 9 a.m. - 10 a.m.  | 2 579   | 634  | 278   | 3 491       |
| 大老山隧道<br>Tate's Cairn Tunnel                         | 北行              | Northbound  | 14.11.2007                            | 3                    | 6 p.m. - 7 p.m.   | 2 209   | 424  | 269   | 2 902       |
|  | 南行              | Southbound  | 16.11.2007                            | 5                    | 8 a.m. - 9 a.m.   | 2 348   | 410  | 384   | 3 142       |
| 啓德隧道 <sup>(1)</sup><br>Kai Tak Tunnel <sup>(1)</sup> | 東行              | Eastbound   | 30.11.2007                            | 5                    | 4 p.m. - 5 p.m.   | N.A.  | N.A.   | N.A.  | 2 115       |
|  | 西行              | Westbound   | 21.11.2007                            | 3                    | 8 a.m. - 9 a.m.   | N.A.  | N.A.   | N.A.  | 2 328       |
| 大欖隧道<br>Tai Lam Tunnel                               | 北行              | Northbound  | 05.11.2007                            | 1                    | 7 p.m. - 8 p.m.   | 1 482   | 530  | 456   | 2 468       |
|  | 南行              | Southbound  | 08.11.2007                            | 4                    | 8 a.m. - 9 a.m.   | 1 681   | 644  | 757   | 3 082       |
| 青嶼幹線<br>Lantau Link                                  | 離開大嶼山           | From Lantau | 16.11.2007                            | 5                    | 6 p.m. - 7 p.m.   | 1 533   | 496  | 346   | 2 375       |
|  | 前往大嶼山           | To Lantau   | N.A.                                  | N.A.                 | N.A.              | N.A.  | N.A.   | N.A.  | N.A.        |

註： (1) 不包括斜路 'H'。

Note: (1) Excluding Slip Road 'H'.

表 3.5 : 快易通使用報告 (2007年11月)

Table 3.5 : Autotoll Utilization Report (November 2007)

2007/11

| 隧道<br>Tunnel                                      | 平均每日架次<br>Average Daily Vehicles | 平均每日使用快易通架次<br>Average Daily Autotoll Transactions | 快易通使用率(%)<br>Percentage of Autotoll Utilization (%) |
|---|----------------------------------|--|---|
| 海底隧道<br>Cross Harbour Tunnel                      | 124 739                          | 48 734   | 39  |
| 東區海底隧道<br>Eastern Harbour Crossing                | 67 702                           | 35 341   | 52  |
| 西區海底隧道<br>Western Harbour Crossing                | 53 354                           | 30 386   | 57  |
| 獅子山隧道<br>Lion Rock Tunnel                         | 92 064                           | 44 012   | 48  |
| 香港仔隧道<br>Aberdeen Tunnel                          | 63 302                           | 33 215   | 52  |
| 城門隧道<br>Shing Mun Tunnels                         | 56 076                           | 24 793   | 44  |
| 將軍澳隧道<br>Tseung Kwan O Tunnel                     | 74 968                           | 35 680   | 48  |
| 大老山隧道<br>Tate's Cairn Tunnel                      | 58 121                           | 32 396   | 56  |
| 大欖隧道<br>Tai Lam Tunnel                            | 50 199                           | 29 236   | 58  |
| 青嶼幹線 <sup>(1)</sup><br>Lantau Link <sup>(1)</sup> | 59 629                           | 28 374   | 48  |
| 合計<br>Overall                                     | 700 154                          | 342 167  | 49  |

註： (1) 由於快易通只用於離開大嶼山，快易通使用架次以雙倍計算以反映雙程使用率。

Note: (1) Since Autotoll system is only for the traffic leaving Lantau, the number of Autotoll transactions has been doubled to reflect the percentage of usage for the two-way traffic.

資料來源： 快易通有限公司

Source: Autotoll Limited

**第四組：車輛登記、領牌及檢驗統計數字**  
**Section 4 : Vehicle Registration, Licensing, Inspection and Examination Statistics**

表 4.1S : 按車輛種類劃分的車輛登記及領牌數字(簡要數字)

較詳盡的數字載於表 4.1(a)

Table 4.1S : Registration and Licensing of Vehicles by Class of Vehicles (Summary figures)

More detailed figures are presented in Table 4.1(a)

2007/11

| 年 / 月<br>Year / Month | 電單車<br>Motor Cycles               |                                | 私家車<br>Private Cars               |                                | 的士<br>Taxis                       |                                | 公共專營巴士<br>Public Franchised Buses |                                | 公共非專營巴士<br>Public Non-franchised Buses |                                | 私家巴士<br>Private Buses             |                                |
|-----------------------|-----------------------------------|--------------------------------|-----------------------------------|--------------------------------|-----------------------------------|--------------------------------|-----------------------------------|--------------------------------|--|--------------------------------|-----------------------------------|--------------------------------|
|                       | 登記<br>總數<br>Total<br>Registration | 已領牌<br>總數<br>Total<br>Licensed | 登記<br>總數<br>Total<br>Registration | 已領牌<br>總數<br>Total<br>Licensed | 登記<br>總數<br>Total<br>Registration | 已領牌<br>總數<br>Total<br>Licensed | 登記<br>總數<br>Total<br>Registration | 已領牌<br>總數<br>Total<br>Licensed | 登記<br>總數<br>Total<br>Registration      | 已領牌<br>總數<br>Total<br>Licensed | 登記<br>總數<br>Total<br>Registration | 已領牌<br>總數<br>Total<br>Licensed |
| 2002                  | 38 678                            | 28 350                         | 384 864                           | 340 855                        | 18 138                            | 18 040                         | 6 453                             | 6 378                          | 6 819                                  | 6 579                          | 489                               | 479                            |
| 2003                  | 41 128                            | 30 266                         | 382 880                           | 338 930                        | 18 138                            | 18 114                         | 6 239                             | 6 179                          | 7 206                                  | 6 819                          | 490                               | 477                            |
| 2004                  | 43 620                            | 32 735                         | 385 028                           | 344 713                        | 18 138                            | 18 043                         | 6 040                             | 5 977                          | 7 212                                  | 6 888                          | 492                               | 473                            |
| 2005                  | 45 943                            | 34 025                         | 388 311                           | 350 753                        | 18 138                            | 18 010                         | 5 888                             | 5 857                          | 7 166                                  | 6 938                          | 493                               | 477                            |
| 2006                  | 47 992                            | 35 920                         | 393 756                           | 360 427                        | 18 138                            | 18 031                         | 5 872                             | 5 852                          | 7 086                                  | 6 901                          | 486                               | 472                            |
| 2006 / 09             | 47 585                            | 35 372                         | 392 779                           | 357 744                        | 18 138                            | 18 029                         | 5 891                             | 5 867                          | 7 104                                  | 6 904                          | 489                               | 475                            |
| 10                    | 47 740                            | 35 477                         | 393 450                           | 358 301                        | 18 138                            | 18 021                         | 5 888                             | 5 863                          | 7 098                                  | 6 913                          | 488                               | 474                            |
| 11                    | 47 972                            | 35 674                         | 394 266                           | 359 016                        | 18 138                            | 18 025                         | 5 881                             | 5 861                          | 7 087                                  | 6 913                          | 485                               | 470                            |
| 12                    | 47 992                            | 35 920                         | 393 756                           | 360 427                        | 18 138                            | 18 031                         | 5 872                             | 5 852                          | 7 086                                  | 6 901                          | 486                               | 472                            |
| 2007 / 01             | 48 162                            | 35 649                         | 395 075                           | 360 464                        | 18 138                            | 18 033                         | 5 873                             | 5 854                          | 7 089                                  | 6 920                          | 487                               | 474                            |
| 02                    | 48 278                            | 35 397                         | 395 289                           | 360 009                        | 18 138                            | 18 036                         | 5 883                             | 5 865                          | 7 084                                  | 6 914                          | 491                               | 480                            |
| 03                    | 48 468                            | 35 551                         | 395 636                           | 360 331                        | 18 138                            | 18 035                         | 5 884                             | 5 862                          | 7 088                                  | 6 914                          | 495                               | 485                            |
| 04                    | 48 624                            | 35 747                         | 396 527                           | 361 274                        | 18 138                            | 18 038                         | 5 890                             | 5 873                          | 7 071                                  | 6 926                          | 496                               | 484                            |
| 05                    | 48 877                            | 35 983                         | 397 554                           | 362 551                        | 18 138                            | 18 031                         | 5 888                             | 5 870                          | 7 072                                  | 6 925                          | 497                               | 484                            |
| 06                    | 49 064                            | 36 142                         | 398 725                           | 363 689                        | 18 138                            | 18 045                         | 5 889                             | 5 879                          | 7 073                                  | 6 924                          | 497                               | 484                            |
| 07                    | 49 239                            | 36 258                         | 400 133                           | 364 808                        | 18 138                            | 18 049                         | 5 907                             | 5 881                          | 7 064                                  | 6 909                          | 499                               | 484                            |
| 08                    | 49 475                            | 36 398                         | 401 580                           | 366 629                        | 18 138                            | 18 056                         | 5 909                             | 5 879                          | 7 064                                  | 6 916                          | 500                               | 488                            |
| 09                    | 49 644                            | 36 491                         | 402 510                           | 366 517                        | 18 138                            | 18 055                         | 5 909                             | 5 885                          | 7 069                                  | 6 936                          | 500                               | 485                            |
| 10                    | 49 812                            | 36 678                         | 403 992                           | 368 891                        | 18 138                            | 18 045                         | 5 916                             | 5 896                          | 7 071                                  | 6 960                          | 497                               | 484                            |
| 11                    | 50 027                            | 36 959                         | 405 891                           | 371 015                        | 18 138                            | 18 060                         | 5 921                             | 5 897                          | 7 070                                  | 6 964                          | 495                               | 484                            |

| 年 / 月<br>Year / Month | 公共小巴<br>Public Light Buses        |                                | 私家小巴<br>Private Light Buses       |                                | 貨車<br>Goods Vehicles              |                                | 特別用途車輛<br>Special Purpose Vehicles |                                | 政府車輛<br>Government Vehicles       |                                | 總計<br>Total                       |                                |
|-----------------------|-----------------------------------|--------------------------------|-----------------------------------|--------------------------------|-----------------------------------|--------------------------------|------------------------------------|--------------------------------|-----------------------------------|--------------------------------|-----------------------------------|--------------------------------|
|                       | 登記<br>總數<br>Total<br>Registration | 已領牌<br>總數<br>Total<br>Licensed | 登記<br>總數<br>Total<br>Registration | 已領牌<br>總數<br>Total<br>Licensed | 登記<br>總數<br>Total<br>Registration | 已領牌<br>總數<br>Total<br>Licensed | 登記<br>總數<br>Total<br>Registration  | 已領牌<br>總數<br>Total<br>Licensed | 登記<br>總數<br>Total<br>Registration | 已領牌<br>總數<br>Total<br>Licensed | 登記<br>總數<br>Total<br>Registration | 已領牌<br>總數<br>Total<br>Licensed |
| 2002                  | 4 350                             | 4 343                          | 2 042                             | 1 983                          | 124 136                           | 111 025                        | 759                                | 696                            | 6 823                             | 6 823                          | 593 551                           | 525 551                        |
| 2003                  | 4 350                             | 4 334                          | 1 979                             | 1 925                          | 121 587                           | 109 777                        | 851                                | 774                            | 6 654                             | 6 654                          | 591 502                           | 524 249                        |
| 2004                  | 4 350                             | 4 328                          | 1 935                             | 1 889                          | 121 289                           | 110 477                        | 942                                | 851                            | 6 498                             | 6 498                          | 595 544                           | 532 872                        |
| 2005                  | 4 350                             | 4 347                          | 1 897                             | 1 857                          | 121 816                           | 110 989                        | 1 095                              | 994                            | 6 394                             | 6 394                          | 601 491                           | 540 641                        |
| 2006                  | 4 350                             | 4 349                          | 1 900                             | 1 871                          | 122 451                           | 111 726                        | 1 156                              | 1 023                          | 6 408                             | 6 408                          | 609 595                           | 552 980                        |
| 2006 / 09             | 4 350                             | 4 348                          | 1 898                             | 1 866                          | 122 485                           | 111 451                        | 1 146                              | 1 022                          | 6 447                             | 6 447                          | 608 312                           | 549 525                        |
| 10                    | 4 350                             | 4 347                          | 1 902                             | 1 867                          | 122 554                           | 111 470                        | 1 147                              | 1 016                          | 6 442                             | 6 442                          | 609 197                           | 550 191                        |
| 11                    | 4 350                             | 4 347                          | 1 900                             | 1 869                          | 122 584                           | 111 418                        | 1 148                              | 1 011                          | 6 429                             | 6 429                          | 610 240                           | 551 033                        |
| 12                    | 4 350                             | 4 349                          | 1 900                             | 1 871                          | 122 451                           | 111 726                        | 1 156                              | 1 023                          | 6 408                             | 6 408                          | 609 595                           | 552 980                        |
| 2007 / 01             | 4 350                             | 4 350                          | 1 901                             | 1 868                          | 122 621                           | 111 663                        | 1 162                              | 1 027                          | 6 398                             | 6 398                          | 611 256                           | 552 700                        |
| 02                    | 4 350                             | 4 348                          | 1 901                             | 1 867                          | 122 635                           | 111 228                        | 1 169                              | 1 036                          | 6 393                             | 6 393                          | 611 611                           | 551 573                        |
| 03                    | 4 350                             | 4 350                          | 1 899                             | 1 868                          | 122 718                           | 111 128                        | 1 168                              | 1 036                          | 6 410                             | 6 410                          | 612 254                           | 551 970                        |
| 04                    | 4 350                             | 4 350                          | 1 901                             | 1 871                          | 122 470                           | 111 122                        | 1 171                              | 1 038                          | 6 414                             | 6 414                          | 613 052                           | 553 137                        |
| 05                    | 4 350                             | 4 349                          | 1 905                             | 1 872                          | 122 289                           | 111 092                        | 1 179                              | 1 051                          | 6 408                             | 6 408                          | 614 157                           | 554 616                        |
| 06                    | 4 350                             | 4 349                          | 1 903                             | 1 874                          | 122 078                           | 111 022                        | 1 182                              | 1 057                          | 6 396                             | 6 396                          | 615 304                           | 555 861                        |
| 07                    | 4 350                             | 4 350                          | 1 905                             | 1 870                          | 121 860                           | 110 886                        | 1 184                              | 1 045                          | 6 369                             | 6 369                          | 616 648                           | 556 909                        |
| 08                    | 4 350                             | 4 348                          | 1 913                             | 1 875                          | 121 528                           | 110 902                        | 1 191                              | 1 057                          | 6 351                             | 6 351                          | 617 999                           | 558 899                        |
| 09                    | 4 350                             | 4 349                          | 1 915                             | 1 877                          | 121 244                           | 110 592                        | 1 200                              | 1 065                          | 6 342                             | 6 342                          | 618 821                           | 558 594                        |
| 10                    | 4 350                             | 4 348                          | 1 920                             | 1 884                          | 121 054                           | 110 873                        | 1 220                              | 1 081                          | 6 342                             | 6 342                          | 620 312                           | 561 482                        |
| 11                    | 4 350                             | 4 349                          | 1 938                             | 1 904                          | 120 836                           | 110 952                        | 1 230                              | 1 093                          | 6 344                             | 6 344                          | 622 240                           | 564 021                        |

註：期末數字

Note : Figures as at end of the period.

表 4.1(a) : 按車輛種類劃分的車輛登記及領牌統計數字 (1) (2) (3)

Table 4.1(a) : Registration and Licensing of Vehicles by Class of Vehicles (1) (2) (3)

2007/11

| 年 / 月<br>Year/Month | 電單車<br>Motor Cycles     |              |                 |                                   |                                |                         |              |                 |                                   |                                |                          |              |                 |                                   |                                |                         |              |                 |                                   |                                |
|---------------------|-------------------------|--------------|-----------------|-----------------------------------|--------------------------------|-------------------------|--------------|-----------------|-----------------------------------|--------------------------------|--------------------------|--------------|-----------------|-----------------------------------|--------------------------------|-------------------------|--------------|-----------------|-----------------------------------|--------------------------------|
|                     | 無邊卡<br>Solo             |              |                 |                                   |                                | 連邊卡<br>Combo            |              |                 |                                   |                                | 機動三輪車<br>Motor Tricycles |              |                 |                                   |                                | 小計<br>Sub-total         |              |                 |                                   |                                |
|                     | 新登記<br>New Registration |              |                 | 登記<br>總數<br>Total<br>Registration | 已領牌<br>總數<br>Total<br>Licensed | 新登記<br>New Registration |              |                 | 登記<br>總數<br>Total<br>Registration | 已領牌<br>總數<br>Total<br>Licensed | 新登記<br>New Registration  |              |                 | 登記<br>總數<br>Total<br>Registration | 已領牌<br>總數<br>Total<br>Licensed | 新登記<br>New Registration |              |                 | 登記<br>總數<br>Total<br>Registration | 已領牌<br>總數<br>Total<br>Licensed |
|                     | 全新<br>Brand New         | 其他<br>Others | 小計<br>Sub-Total |                                   |                                | 全新<br>Brand New         | 其他<br>Others | 小計<br>Sub-Total |                                   |                                | 全新<br>Brand New          | 其他<br>Others | 小計<br>Sub-Total |                                   |                                | 全新<br>Brand New         | 其他<br>Others | 小計<br>Sub-Total |                                   |                                |
| 2002                | 4 185                   | 384          | 4 569           | 38 646                            | 28 326                         | -                       | 1            | 1               | 32                                | 24                             | -                        | -            | -               | -                                 | -                              | 4 185                   | 385          | 4 570           | 38 678                            | 28 350                         |
| 2003                | 3 955                   | 529          | 4 484           | 41 096                            | 30 243                         | -                       | 1            | 1               | 32                                | 23                             | -                        | -            | -               | -                                 | -                              | 3 955                   | 530          | 4 485           | 41 128                            | 30 266                         |
| 2004                | 3 681                   | 1 025        | 4 706           | 43 581                            | 32 706                         | 5                       | 3            | 8               | 38                                | 28                             | 1                        | -            | 1               | 1                                 | 1                              | 3 687                   | 1 028        | 4 715           | 43 620                            | 32 735                         |
| 2005                | 3 222                   | 985          | 4 207           | 45 903                            | 33 995                         | 2                       | -            | 2               | 38                                | 28                             | -                        | 1            | 1               | 2                                 | 2                              | 3 224                   | 986          | 4 210           | 45 943                            | 34 025                         |
| 2006                | 2 904                   | 1 054        | 3 958           | 47 948                            | 35 889                         | 2                       | 1            | 3               | 39                                | 26                             | 3                        | -            | 3               | 5                                 | 5                              | 2 909                   | 1 055        | 3 964           | 47 992                            | 35 920                         |
| 2006 / 06           | 227                     | 84           | 311             | 46 890                            | 34 836                         | -                       | -            | -               | 40                                | 31                             | -                        | -            | -               | 2                                 | 2                              | 227                     | 84           | 311             | 46 932                            | 34 869                         |
| 07                  | 273                     | 104          | 377             | 47 132                            | 34 966                         | -                       | -            | -               | 40                                | 31                             | 1                        | -            | 1               | 3                                 | 3                              | 274                     | 104          | 378             | 47 175                            | 35 000                         |
| 08                  | 331                     | 87           | 418             | 47 390                            | 35 166                         | -                       | -            | -               | 40                                | 31                             | -                        | -            | -               | 3                                 | 3                              | 331                     | 87           | 418             | 47 433                            | 35 200                         |
| 09                  | 249                     | 74           | 323             | 47 542                            | 35 339                         | -                       | 1            | 1               | 40                                | 31                             | -                        | -            | -               | 3                                 | 2                              | 249                     | 75           | 324             | 47 585                            | 35 372                         |
| 10                  | 235                     | 85           | 320             | 47 697                            | 35 444                         | -                       | -            | -               | 39                                | 29                             | 1                        | -            | 1               | 4                                 | 4                              | 236                     | 85           | 321             | 47 740                            | 35 477                         |
| 11                  | 258                     | 117          | 375             | 47 928                            | 35 641                         | -                       | -            | -               | 39                                | 28                             | 1                        | -            | 1               | 5                                 | 5                              | 259                     | 117          | 376             | 47 972                            | 35 674                         |
| 12                  | 147                     | 79           | 226             | 47 948                            | 35 889                         | -                       | -            | -               | 39                                | 26                             | -                        | -            | -               | 5                                 | 5                              | 147                     | 79           | 226             | 47 992                            | 35 920                         |
| 2007 / 01           | 150                     | 103          | 253             | 48 118                            | 35 617                         | -                       | -            | -               | 39                                | 27                             | -                        | -            | -               | 5                                 | 5                              | 150                     | 103          | 253             | 48 162                            | 35 649                         |
| 02                  | 190                     | 59           | 249             | 48 234                            | 35 365                         | -                       | -            | -               | 39                                | 27                             | -                        | -            | -               | 5                                 | 5                              | 190                     | 59           | 249             | 48 278                            | 35 397                         |
| 03                  | 279                     | 68           | 347             | 48 421                            | 35 518                         | 3                       | -            | 3               | 42                                | 28                             | -                        | -            | -               | 5                                 | 5                              | 282                     | 68           | 350             | 48 468                            | 35 551                         |
| 04                  | 241                     | 80           | 321             | 48 576                            | 35 714                         | -                       | -            | -               | 42                                | 27                             | 1                        | -            | 1               | 6                                 | 6                              | 242                     | 80           | 322             | 48 624                            | 35 747                         |
| 05                  | 301                     | 84           | 385             | 48 826                            | 35 948                         | -                       | 2            | 2               | 44                                | 28                             | 1                        | -            | 1               | 7                                 | 7                              | 302                     | 86           | 388             | 48 877                            | 35 983                         |
| 06                  | 260                     | 84           | 344             | 49 012                            | 36 104                         | 1                       | -            | 1               | 45                                | 31                             | -                        | -            | -               | 7                                 | 7                              | 261                     | 84           | 345             | 49 064                            | 36 142                         |
| 07                  | 249                     | 77           | 326             | 49 187                            | 36 219                         | 1                       | -            | 1               | 45                                | 32                             | -                        | -            | -               | 7                                 | 7                              | 250                     | 77           | 327             | 49 239                            | 36 258                         |
| 08                  | 307                     | 84           | 391             | 49 423                            | 36 360                         | -                       | -            | -               | 45                                | 31                             | -                        | -            | -               | 7                                 | 7                              | 307                     | 84           | 391             | 49 475                            | 36 398                         |
| 09                  | 262                     | 57           | 319             | 49 592                            | 36 453                         | -                       | -            | -               | 45                                | 31                             | -                        | -            | -               | 7                                 | 7                              | 262                     | 57           | 319             | 49 644                            | 36 491                         |
| 10                  | 263                     | 76           | 339             | 49 760                            | 36 643                         | -                       | -            | -               | 45                                | 29                             | -                        | -            | -               | 7                                 | 6                              | 263                     | 76           | 339             | 49 812                            | 36 678                         |
| 11                  | 311                     | 76           | 387             | 49 974                            | 36 922                         | -                       | -            | -               | 45                                | 30                             | 1                        | -            | 1               | 8                                 | 7                              | 312                     | 76           | 388             | 50 027                            | 36 959                         |

註：(1) 車輛登記 - 車輛登記是指由運輸署編配車輛登記號碼(車牌)，並將車輛予以適當分類。一部車通常只需登記一次。「新登記」車輛數字指該期間所登記的車輛數目。「全新」指該車輛是全新車輛。「其他」指車輛非全新車輛，包括本地裝配及在本港自用的汽車等。「登記總數」指期末已登記的車輛總數。

Notes : (1) Vehicle Registration - Motor vehicle registration, which is normally a one-off matter, means giving the vehicle a registration mark and putting it into its appropriate class. "New registration" refers to registration during the period. "Brand New" refers to registration of brand new vehicles. "Others" refers to registration of non brand new vehicles which include locally assembled vehicles, "home delivery" vehicles, etc. "Total registration" refers to the total number of vehicles registered as at the end of the period.

(2) 車輛牌照 - 車輛牌照給予車輛在道路上行駛的權利，有效期分為四個月及一年兩種。「已領牌總數」指期末的已領牌車輛數字。

(2) Vehicle Licence - Motor vehicle licensing conveys the right for a vehicle to be driven on a road. The valid period is either four months or a year. "Total licensed" figure refers to the total number of vehicles licensed as at the end of the period.

(3) 為了減低本表的篇幅，「取消登記」的數字並不包括在本表內。該數字可從以下公式得出：本月/年的「取消登記」數字 = 上月/年的「登記總數」+ 本月/年的「新登記」數字 - 本月/年的「登記總數」。

(3) In order to contain the size of the table, the figures on Cancellation of Registration of vehicles are not included in this table. The figures could be worked out by using the following formula : No. of Cancellation of Registration in Current Month/Year = Total Registration in Last Month/Year + New Registration in Current Month/Year - Total Registration in Current Month/Year.

表 4.1(a) (續)  
Table 4.1(a) (cont'd)

2007/11

| 年 / 月<br>Year/Month | 私家車<br>Private Cars     |              |                 |          |           | 的士<br>Taxis             |              |                 |          |           |                         |              |                 |          |           |                         |              |                 |          |           |
|---------------------|-------------------------|--------------|-----------------|----------|-----------|-------------------------|--------------|-----------------|----------|-----------|-------------------------|--------------|-----------------|----------|-----------|-------------------------|--------------|-----------------|----------|-----------|
|                     |                         |              |                 |          |           | 市區<br>Urban             |              |                 |          |           | 新界<br>New Territories   |              |                 |          |           | 大嶼山<br>Lantau           |              |                 |          |           |
|                     | 新登記<br>New Registration |              |                 | 登記<br>總數 | 已領牌<br>總數 | 新登記<br>New Registration |              |                 | 登記<br>總數 | 已領牌<br>總數 | 新登記<br>New Registration |              |                 | 登記<br>總數 | 已領牌<br>總數 | 新登記<br>New Registration |              |                 | 登記<br>總數 | 已領牌<br>總數 |
|                     | 全新<br>Brand New         | 其他<br>Others | 小計<br>Sub-Total | Total    | Total     | 全新<br>Brand New         | 其他<br>Others | 小計<br>Sub-Total | Total    | Total     | 全新<br>Brand New         | 其他<br>Others | 小計<br>Sub-Total | Total    | Total     | 全新<br>Brand New         | 其他<br>Others | 小計<br>Sub-Total | Total    | Total     |
| 2002                | 27 692                  | 2 725        | 30 417          | 384 864  | 340 855   | 2 277                   | -            | 2 277           | 15 250   | 15 189    | 374                     | -            | 374             | 2 838    | 2 801     | 14                      | -            | 14              | 50       | 50        |
| 2003                | 21 345                  | 1 476        | 22 821          | 382 880  | 338 930   | 1 138                   | -            | 1 138           | 15 250   | 15 246    | 363                     | -            | 363             | 2 838    | 2 818     | 10                      | -            | 10              | 50       | 50        |
| 2004                | 25 598                  | 1 813        | 27 411          | 385 028  | 344 713   | 532                     | -            | 532             | 15 250   | 15 248    | 54                      | -            | 54              | 2 838    | 2 745     | 1                       | -            | 1               | 50       | 50        |
| 2005                | 24 372                  | 2 660        | 27 032          | 388 311  | 350 753   | 410                     | -            | 410             | 15 250   | 15 244    | 41                      | -            | 41              | 2 838    | 2 716     | -                       | -            | -               | 50       | 50        |
| 2006                | 24 497                  | 2 991        | 27 488          | 393 756  | 360 427   | 342                     | -            | 342             | 15 250   | 15 246    | 47                      | -            | 47              | 2 838    | 2 735     | -                       | -            | -               | 50       | 50        |
| 2006 / 06           | 2 111                   | 281          | 2 392           | 390 827  | 355 246   | 27                      | -            | 27              | 15 250   | 15 240    | 2                       | -            | 2               | 2 838    | 2 736     | -                       | -            | -               | 50       | 50        |
| 07                  | 1 925                   | 234          | 2 159           | 391 128  | 355 475   | 29                      | -            | 29              | 15 250   | 15 246    | 8                       | -            | 8               | 2 838    | 2 740     | -                       | -            | -               | 50       | 50        |
| 08                  | 2 564                   | 275          | 2 839           | 392 170  | 356 780   | 32                      | -            | 32              | 15 250   | 15 248    | 7                       | -            | 7               | 2 838    | 2 737     | -                       | -            | -               | 50       | 50        |
| 09                  | 2 223                   | 226          | 2 449           | 392 779  | 357 744   | 27                      | -            | 27              | 15 250   | 15 245    | 4                       | -            | 4               | 2 838    | 2 734     | -                       | -            | -               | 50       | 50        |
| 10                  | 2 210                   | 268          | 2 478           | 393 450  | 358 301   | 28                      | -            | 28              | 15 250   | 15 238    | 5                       | -            | 5               | 2 838    | 2 733     | -                       | -            | -               | 50       | 50        |
| 11                  | 2 062                   | 246          | 2 308           | 394 266  | 359 016   | 34                      | -            | 34              | 15 250   | 15 244    | 4                       | -            | 4               | 2 838    | 2 731     | -                       | -            | -               | 50       | 50        |
| 12                  | 1 678                   | 172          | 1 850           | 393 756  | 360 427   | 22                      | -            | 22              | 15 250   | 15 246    | 2                       | -            | 2               | 2 838    | 2 735     | -                       | -            | -               | 50       | 50        |
| 2007 / 01           | 2 281                   | 292          | 2 573           | 395 075  | 360 464   | 15                      | -            | 15              | 15 250   | 15 243    | 2                       | -            | 2               | 2 838    | 2 740     | -                       | -            | -               | 50       | 50        |
| 02                  | 1 306                   | 200          | 1 506           | 395 289  | 360 009   | 15                      | -            | 15              | 15 250   | 15 244    | 4                       | -            | 4               | 2 838    | 2 742     | -                       | -            | -               | 50       | 50        |
| 03                  | 1 933                   | 225          | 2 158           | 395 636  | 360 331   | 23                      | -            | 23              | 15 250   | 15 246    | 6                       | -            | 6               | 2 838    | 2 739     | -                       | -            | -               | 50       | 50        |
| 04                  | 2 319                   | 226          | 2 545           | 396 527  | 361 274   | 17                      | -            | 17              | 15 250   | 15 243    | 10                      | -            | 10              | 2 838    | 2 745     | -                       | -            | -               | 50       | 50        |
| 05                  | 2 467                   | 299          | 2 766           | 397 554  | 362 551   | 27                      | -            | 27              | 15 250   | 15 232    | 4                       | -            | 4               | 2 838    | 2 749     | 1                       | -            | 1               | 50       | 50        |
| 06                  | 2 620                   | 257          | 2 877           | 398 725  | 363 689   | 28                      | -            | 28              | 15 250   | 15 244    | 8                       | -            | 8               | 2 838    | 2 751     | -                       | -            | -               | 50       | 50        |
| 07                  | 2 826                   | 289          | 3 115           | 400 133  | 364 808   | 29                      | -            | 29              | 15 250   | 15 246    | 5                       | -            | 5               | 2 838    | 2 753     | -                       | -            | -               | 50       | 50        |
| 08                  | 2 971                   | 329          | 3 300           | 401 580  | 366 629   | 24                      | -            | 24              | 15 250   | 15 249    | 8                       | -            | 8               | 2 838    | 2 757     | 1                       | -            | 1               | 50       | 50        |
| 09                  | 2 284                   | 274          | 2 558           | 402 510  | 366 517   | 21                      | -            | 21              | 15 250   | 15 249    | 3                       | -            | 3               | 2 838    | 2 756     | -                       | -            | -               | 50       | 50        |
| 10                  | 3 054                   | 326          | 3 380           | 403 992  | 368 891   | 13                      | -            | 13              | 15 250   | 15 235    | 2                       | -            | 2               | 2 838    | 2 760     | -                       | -            | -               | 50       | 50        |
| 11                  | 3 251                   | 323          | 3 574           | 405 891  | 371 015   | 34                      | -            | 34              | 15 250   | 15 250    | 10                      | -            | 10              | 2 838    | 2 760     | -                       | -            | -               | 50       | 50        |

表 4.1(a) (續)  
Table 4.1(a) (cont'd)

2007/11

| 年 / 月<br>Year/Month | 的士<br>Taxis             |                 |       |                   |                       | 公共巴士 Public Buses       |                 |              |                   |                       |                         |              |                 |                   |                       |
|---------------------|-------------------------|-----------------|-------|-------------------|-----------------------|-------------------------|-----------------|--------------|-------------------|-----------------------|-------------------------|--------------|-----------------|-------------------|-----------------------|
|                     | 小計<br>Sub-total         |                 |       |                   |                       | 專營 Franchised           |                 |              |                   |                       |                         |              |                 |                   |                       |
|                     |                         |                 |       |                   |                       | 九巴 KMB                  |                 |              |                   |                       |                         |              |                 |                   |                       |
|                     |                         |                 |       |                   |                       | 單層 Single Deck          |                 |              |                   |                       | 雙層 Double Deck          |              |                 |                   |                       |
|                     | 新登記<br>New Registration |                 |       | 登記<br>總數<br>Total | 已領牌<br>總數<br>Licensed | 新登記<br>New Registration |                 |              | 登記<br>總數<br>Total | 已領牌<br>總數<br>Licensed | 新登記<br>New Registration |              |                 | 登記<br>總數<br>Total | 已領牌<br>總數<br>Licensed |
| 全新<br>Brand New     | 其他<br>Others            | 小計<br>Sub-Total | Total | Total             | 全新<br>Brand New       | 其他<br>Others            | 小計<br>Sub-Total | Registration | Licensed          | Licensed              | 全新<br>Brand New         | 其他<br>Others | 小計<br>Sub-Total | Registration      | Licensed              |
| 2002                | 2 665                   | -               | 2 665 | 18 138            | 18 040                | -                       | -               | -            | 243               | 240                   | 180                     | 176          | 356             | 4 195             | 4 190                 |
| 2003                | 1 511                   | -               | 1 511 | 18 138            | 18 114                | -                       | 2               | 2            | 237               | 237                   | 94                      | 97           | 191             | 4 058             | 4 047                 |
| 2004                | 587                     | -               | 587   | 18 138            | 18 043                | -                       | 4               | 4            | 175               | 171                   | 65                      | 113          | 178             | 3 975             | 3 970                 |
| 2005                | 451                     | -               | 451   | 18 138            | 18 010                | -                       | -               | -            | 156               | 155                   | 37                      | 5            | 42              | 3 873             | 3 866                 |
| 2006                | 389                     | -               | 389   | 18 138            | 18 031                | -                       | -               | -            | 155               | 155                   | 70                      | 40           | 110             | 3 866             | 3 858                 |
| 2006 / 06           | 29                      | -               | 29    | 18 138            | 18 026                | -                       | -               | -            | 156               | 153                   | 10                      | -            | 10              | 3 902             | 3 895                 |
| 07                  | 37                      | -               | 37    | 18 138            | 18 036                | -                       | -               | -            | 156               | 153                   | 3                       | -            | 3               | 3 899             | 3 893                 |
| 08                  | 39                      | -               | 39    | 18 138            | 18 035                | -                       | -               | -            | 156               | 154                   | 19                      | 15           | 34              | 3 897             | 3 890                 |
| 09                  | 31                      | -               | 31    | 18 138            | 18 029                | -                       | -               | -            | 156               | 154                   | -                       | -            | -               | 3 884             | 3 876                 |
| 10                  | 33                      | -               | 33    | 18 138            | 18 021                | -                       | -               | -            | 156               | 154                   | -                       | -            | -               | 3 881             | 3 871                 |
| 11                  | 38                      | -               | 38    | 18 138            | 18 025                | -                       | -               | -            | 156               | 155                   | 6                       | 12           | 18              | 3 874             | 3 866                 |
| 12                  | 24                      | -               | 24    | 18 138            | 18 031                | -                       | -               | -            | 155               | 155                   | -                       | -            | -               | 3 866             | 3 858                 |
| 2007 / 01           | 17                      | -               | 17    | 18 138            | 18 033                | -                       | -               | -            | 154               | 154                   | -                       | 2            | 2               | 3 868             | 3 861                 |
| 02                  | 19                      | -               | 19    | 18 138            | 18 036                | -                       | 1               | 1            | 155               | 155                   | -                       | 10           | 10              | 3 877             | 3 870                 |
| 03                  | 29                      | -               | 29    | 18 138            | 18 035                | -                       | -               | -            | 155               | 154                   | 1                       | -            | 1               | 3 877             | 3 866                 |
| 04                  | 27                      | -               | 27    | 18 138            | 18 038                | -                       | -               | -            | 155               | 154                   | -                       | 10           | 10              | 3 883             | 3 877                 |
| 05                  | 32                      | -               | 32    | 18 138            | 18 031                | -                       | -               | -            | 154               | 154                   | -                       | 6            | 6               | 3 880             | 3 873                 |
| 06                  | 36                      | -               | 36    | 18 138            | 18 045                | -                       | -               | -            | 152               | 151                   | -                       | 6            | 6               | 3 886             | 3 877                 |
| 07                  | 34                      | -               | 34    | 18 138            | 18 049                | -                       | -               | -            | 152               | 147                   | -                       | 4            | 4               | 3 888             | 3 879                 |
| 08                  | 33                      | -               | 33    | 18 138            | 18 056                | -                       | -               | -            | 152               | 151                   | -                       | 2            | 2               | 3 890             | 3 873                 |
| 09                  | 24                      | -               | 24    | 18 138            | 18 055                | -                       | -               | -            | 152               | 151                   | -                       | -            | -               | 3 890             | 3 880                 |
| 10                  | 15                      | -               | 15    | 18 138            | 18 045                | -                       | -               | -            | 151               | 151                   | -                       | 8            | 8               | 3 897             | 3 889                 |
| 11                  | 44                      | -               | 44    | 18 138            | 18 060                | -                       | -               | -            | 151               | 151                   | -                       | 5            | 5               | 3 902             | 3 888                 |



表 4.1(a) (續)  
Table 4.1(a) (cont'd)

2007/11

| 年 / 月<br>Year/Month | 公共巴士 Public Buses          |                 |       |          |                 |                         |                 |       |          |                 |                            |                 |       |          |                 |                         |                 |       |          |           |
|---------------------|----------------------------|-----------------|-------|----------|-----------------|-------------------------|-----------------|-------|----------|-----------------|----------------------------|-----------------|-------|----------|-----------------|-------------------------|-----------------|-------|----------|-----------|
|                     | 專營 Franchised              |                 |       |          |                 |                         |                 |       |          |                 |                            |                 |       |          |                 |                         |                 |       |          |           |
|                     | 城巴專營 1 Citybus Franchise 1 |                 |       |          |                 |                         |                 |       |          |                 | 城巴專營 2 Citybus Franchise 2 |                 |       |          |                 |                         |                 |       |          |           |
|                     | 單層 Single Deck             |                 |       |          |                 | 雙層 Double Deck          |                 |       |          |                 | 單層 Single Deck             |                 |       |          |                 | 雙層 Double Deck          |                 |       |          |           |
|                     | 新登記<br>New Registration    |                 |       | 登記<br>總數 | 已領牌<br>總數       | 新登記<br>New Registration |                 |       | 登記<br>總數 | 已領牌<br>總數       | 新登記<br>New Registration    |                 |       | 登記<br>總數 | 已領牌<br>總數       | 新登記<br>New Registration |                 |       | 登記<br>總數 | 已領牌<br>總數 |
| 全新<br>Brand New     | 其他<br>Others               | 小計<br>Sub-Total | Total | Total    | 全新<br>Brand New | 其他<br>Others            | 小計<br>Sub-Total | Total | Total    | 全新<br>Brand New | 其他<br>Others               | 小計<br>Sub-Total | Total | Total    | 全新<br>Brand New | 其他<br>Others            | 小計<br>Sub-Total | Total | Total    |           |
| 2002                | -                          | -               | -     | 95       | 94              | -                       | -               | -     | 698      | 698             | -                          | -               | -     | 22       | 22              | -                       | -               | -     | 142      | 142       |
| 2003                | -                          | 5               | 5     | 87       | 87              | -                       | 5               | 5     | 692      | 691             | -                          | -               | -     | 22       | 20              | -                       | -               | -     | 142      | 142       |
| 2004                | -                          | -               | -     | 81       | 64              | -                       | -               | -     | 683      | 683             | -                          | -               | -     | 22       | 22              | -                       | -               | -     | 142      | 142       |
| 2005                | -                          | 5               | 5     | 82       | 75              | -                       | -               | -     | 677      | 675             | -                          | -               | -     | 12       | 12              | -                       | 6               | 6     | 148      | 148       |
| 2006                | -                          | 2               | 2     | 68       | 66              | -                       | 6               | 6     | 677      | 675             | -                          | 12              | 12    | 20       | 20              | -                       | -               | -     | 148      | 148       |
| 2006 / 06           | -                          | -               | -     | 72       | 67              | -                       | -               | -     | 671      | 669             | -                          | 4               | 4     | 22       | 22              | -                       | -               | -     | 148      | 148       |
| 07                  | -                          | -               | -     | 69       | 65              | -                       | 5               | 5     | 676      | 674             | -                          | -               | -     | 20       | 20              | -                       | -               | -     | 148      | 148       |
| 08                  | -                          | -               | -     | 68       | 66              | -                       | 1               | 1     | 677      | 674             | -                          | -               | -     | 20       | 20              | -                       | -               | -     | 148      | 148       |
| 09                  | -                          | -               | -     | 68       | 66              | -                       | -               | -     | 677      | 675             | -                          | -               | -     | 20       | 20              | -                       | -               | -     | 148      | 147       |
| 10                  | -                          | -               | -     | 68       | 66              | -                       | -               | -     | 677      | 675             | -                          | -               | -     | 20       | 20              | -                       | -               | -     | 148      | 148       |
| 11                  | -                          | -               | -     | 68       | 66              | -                       | -               | -     | 677      | 676             | -                          | -               | -     | 20       | 20              | -                       | -               | -     | 148      | 148       |
| 12                  | -                          | -               | -     | 68       | 66              | -                       | -               | -     | 677      | 675             | -                          | -               | -     | 20       | 20              | -                       | -               | -     | 148      | 148       |
| 2007 / 01           | -                          | -               | -     | 68       | 66              | -                       | -               | -     | 677      | 675             | -                          | -               | -     | 20       | 20              | -                       | -               | -     | 148      | 148       |
| 02                  | -                          | -               | -     | 68       | 67              | -                       | -               | -     | 677      | 675             | -                          | -               | -     | 20       | 20              | -                       | -               | -     | 148      | 148       |
| 03                  | -                          | -               | -     | 68       | 67              | -                       | -               | -     | 677      | 676             | -                          | -               | -     | 20       | 20              | -                       | 1               | 1     | 149      | 149       |
| 04                  | -                          | -               | -     | 68       | 67              | -                       | -               | -     | 677      | 676             | -                          | -               | -     | 20       | 20              | -                       | -               | -     | 149      | 149       |
| 05                  | -                          | -               | -     | 68       | 67              | -                       | -               | -     | 677      | 676             | -                          | -               | -     | 20       | 20              | -                       | 2               | 2     | 151      | 150       |
| 06                  | -                          | -               | -     | 68       | 66              | -                       | -               | -     | 677      | 677             | -                          | -               | -     | 20       | 20              | -                       | 1               | 1     | 152      | 151       |
| 07                  | -                          | -               | -     | 68       | 67              | -                       | -               | -     | 677      | 675             | -                          | -               | -     | 20       | 20              | -                       | -               | -     | 152      | 151       |
| 08                  | -                          | -               | -     | 68       | 67              | -                       | -               | -     | 677      | 675             | -                          | -               | -     | 20       | 20              | -                       | -               | -     | 152      | 151       |
| 09                  | -                          | -               | -     | 68       | 67              | -                       | -               | -     | 677      | 676             | -                          | -               | -     | 20       | 20              | -                       | -               | -     | 152      | 150       |
| 10                  | -                          | -               | -     | 68       | 66              | -                       | -               | -     | 677      | 677             | -                          | -               | -     | 20       | 20              | -                       | -               | -     | 152      | 151       |
| 11                  | -                          | -               | -     | 68       | 66              | -                       | -               | -     | 677      | 677             | -                          | -               | -     | 20       | 20              | -                       | -               | -     | 152      | 151       |

表 4.1(a) (續)  
Table 4.1(a) (cont'd)

2007/11

|            |  | 公共巴士 Public Buses |        |           |              |          |                  |        |           |              |          |                  |        |           |              |          |                  |        |           |              |          |
|------------|--|-------------------|--------|-----------|--------------|----------|------------------|--------|-----------|--------------|----------|------------------|--------|-----------|--------------|----------|------------------|--------|-----------|--------------|----------|
|            |  | 專營 Franchised     |        |           |              |          |                  |        |           |              |          |                  |        |           |              |          |                  |        |           |              |          |
|            |  | 新巴 NWFB           |        |           |              |          |                  |        |           |              | 龍運 LWB   |                  |        |           |              |          |                  |        |           |              |          |
|            |  | 單層 Single Deck    |        |           |              |          | 雙層 Double Deck   |        |           |              |          | 單層 Single Deck   |        |           |              |          | 雙層 Double Deck   |        |           |              |          |
| 年 / 月      |  | 新登記               |        |           | 登記           | 已領牌      | 新登記              |        |           | 登記           | 已領牌      | 新登記              |        |           | 登記           | 已領牌      | 新登記              |        |           | 登記           | 已領牌      |
| Year/Month |  | New Registration  |        |           | Total        | Total    | New Registration |        |           | Total        | Total    | New Registration |        |           | Total        | Total    | New Registration |        |           | Total        | Total    |
|            |  | 全新                | 其他     | 小計        |              |          | 全新               | 其他     | 小計        |              |          | 全新               | 其他     | 小計        |              |          | 全新               | 其他     | 小計        |              |          |
|            |  | Brand New         | Others | Sub-Total | Registration | Licensed | Brand New        | Others | Sub-Total | Registration | Licensed | Brand New        | Others | Sub-Total | Registration | Licensed | Brand New        | Others | Sub-Total | Registration | Licensed |
| 2002       |  | -                 | -      | -         | 66           | 46       | 16               | 39     | 55        | 769          | 723      | -                | -      | -         | 9            | 9        | -                | -      | -         | 136          | 136      |
| 2003       |  | -                 | -      | -         | 46           | 33       | -                | -      | -         | 730          | 697      | -                | -      | -         | 9            | 9        | -                | -      | -         | 136          | 136      |
| 2004       |  | -                 | -      | -         | 36           | 26       | -                | 27     | 27        | 695          | 669      | -                | -      | -         | 9            | 8        | -                | -      | -         | 136          | 136      |
| 2005       |  | -                 | -      | -         | 36           | 33       | -                | -      | -         | 670          | 661      | -                | -      | -         | 9            | 8        | -                | 3      | 3         | 139          | 138      |
| 2006       |  | -                 | -      | -         | 36           | 36       | -                | -      | -         | 666          | 658      | -                | -      | -         | 9            | 9        | -                | 5      | 5         | 144          | 144      |
| 2006 / 06  |  | -                 | -      | -         | 36           | 36       | -                | -      | -         | 667          | 658      | -                | -      | -         | 9            | 8        | -                | 2      | 2         | 141          | 141      |
| 07         |  | -                 | -      | -         | 36           | 36       | -                | -      | -         | 667          | 658      | -                | -      | -         | 9            | 9        | -                | 3      | 3         | 144          | 144      |
| 08         |  | -                 | -      | -         | 36           | 36       | -                | -      | -         | 666          | 658      | -                | -      | -         | 9            | 8        | -                | -      | -         | 144          | 143      |
| 09         |  | -                 | -      | -         | 36           | 36       | -                | -      | -         | 666          | 658      | -                | -      | -         | 9            | 9        | -                | -      | -         | 144          | 144      |
| 10         |  | -                 | -      | -         | 36           | 36       | -                | -      | -         | 666          | 659      | -                | -      | -         | 9            | 9        | -                | -      | -         | 144          | 143      |
| 11         |  | -                 | -      | -         | 36           | 36       | -                | -      | -         | 666          | 659      | -                | -      | -         | 9            | 9        | -                | -      | -         | 144          | 144      |
| 12         |  | -                 | -      | -         | 36           | 36       | -                | -      | -         | 666          | 658      | -                | -      | -         | 9            | 9        | -                | -      | -         | 144          | 144      |
| 2007 / 01  |  | -                 | -      | -         | 36           | 36       | -                | -      | -         | 666          | 658      | -                | -      | -         | 9            | 9        | -                | -      | -         | 144          | 144      |
| 02         |  | -                 | -      | -         | 36           | 36       | -                | -      | -         | 666          | 658      | -                | -      | -         | 9            | 9        | -                | -      | -         | 144          | 144      |
| 03         |  | -                 | -      | -         | 36           | 36       | -                | -      | -         | 666          | 658      | -                | -      | -         | 9            | 9        | -                | -      | -         | 144          | 144      |
| 04         |  | -                 | -      | -         | 36           | 36       | -                | -      | -         | 666          | 658      | -                | -      | -         | 9            | 9        | -                | -      | -         | 144          | 144      |
| 05         |  | -                 | -      | -         | 36           | 36       | -                | -      | -         | 666          | 658      | -                | -      | -         | 9            | 9        | -                | -      | -         | 144          | 144      |
| 06         |  | -                 | -      | -         | 36           | 36       | -                | -      | -         | 665          | 659      | -                | -      | -         | 9            | 9        | -                | -      | -         | 144          | 144      |
| 07         |  | -                 | -      | -         | 36           | 35       | -                | -      | -         | 665          | 659      | -                | -      | -         | 9            | 8        | -                | 3      | 3         | 147          | 147      |
| 08         |  | -                 | -      | -         | 36           | 34       | -                | -      | -         | 663          | 659      | -                | -      | -         | 8            | 6        | -                | 2      | 2         | 149          | 149      |
| 09         |  | -                 | -      | -         | 36           | 35       | -                | -      | -         | 662          | 658      | -                | -      | -         | 8            | 5        | -                | 1      | 1         | 150          | 149      |
| 10         |  | -                 | -      | -         | 36           | 35       | -                | -      | -         | 662          | 658      | -                | -      | -         | 7            | 4        | -                | 2      | 2         | 152          | 151      |
| 11         |  | -                 | -      | -         | 36           | 35       | -                | -      | -         | 662          | 659      | -                | -      | -         | 7            | 4        | -                | -      | -         | 152          | 152      |

表 4.1(a) (續)  
Table 4.1(a) (cont'd)

2007/11

| 年 / 月<br>Year/Month |   | 公共巴士 Public Buses       |              |                 |          |           |                         |              |                 |          |  |                         |              |                 |          |           |                         |              |                 |          |           |
|---------------------|---|-------------------------|--------------|-----------------|----------|-----------|-------------------------|--------------|-----------------|----------|--|-------------------------|--------------|-----------------|----------|-----------|-------------------------|--------------|-----------------|----------|-----------|
|                     |   | 專營 Franchised           |              |                 |          |           |                         |              |                 |          | 非專營 Non-franchised                               |                         |              |                 |          |           |                         |              |                 |          |           |
|                     |   | 新大嶼山巴士 NLB              |              |                 |          |           |                         |              |                 |          | 九廣鐵路輕鐵接駁巴士<br>KCRC Light Rail Transit Feeder Bus |                         |              |                 |          |           |                         |              |                 |          |           |
|                     |   | 單層 Single Deck          |              |                 |          |           | 雙層 Double Deck          |              |                 |          |  | 單層 Single Deck          |              |                 |          |           | 雙層 Double Deck          |              |                 |          |           |
|                     |   | 新登記<br>New Registration |              |                 | 登記<br>總數 | 已領牌<br>總數 | 新登記<br>New Registration |              |                 | 登記<br>總數 | 已領牌<br>總數  | 新登記<br>New Registration |              |                 | 登記<br>總數 | 已領牌<br>總數 | 新登記<br>New Registration |              |                 | 登記<br>總數 | 已領牌<br>總數 |
|                     |   | 全新<br>Brand New         | 其他<br>Others | 小計<br>Sub-Total | Total    | Total     | 全新<br>Brand New         | 其他<br>Others | 小計<br>Sub-Total | Total    | Total  | 全新<br>Brand New         | 其他<br>Others | 小計<br>Sub-Total | Total    | Total     | 全新<br>Brand New         | 其他<br>Others | 小計<br>Sub-Total | Total    | Total     |
| 2002                | - | 7                       | 7            | 78              | 78       | -         | -                       | -            | -               | -        | -  | -                       | -            | 24              | 24       | -         | 6                       | 6            | 67              | 67       |           |
| 2003                | 9 | 6                       | 15           | 80              | 80       | -         | -                       | -            | -               | -        | -  | -                       | -            | 24              | 22       | -         | -                       | -            | 67              | 66       |           |
| 2004                | - | 12                      | 12           | 86              | 86       | -         | -                       | -            | -               | -        | -  | -                       | -            | 24              | 24       | -         | -                       | -            | 67              | 66       |           |
| 2005                | - | 4                       | 4            | 86              | 86       | -         | -                       | -            | -               | -        | -  | 2                       | 2            | 26              | 25       | -         | 14                      | 14           | 81              | 81       |           |
| 2006                | - | -                       | -            | 83              | 83       | -         | -                       | -            | -               | -        | -  | -                       | -            | 26              | 25       | -         | -                       | -            | 81              | 80       |           |
| 2006 / 06           | - | -                       | -            | 83              | 83       | -         | -                       | -            | -               | -        | -  | -                       | -            | 26              | 26       | -         | -                       | -            | 81              | 80       |           |
| 07                  | - | -                       | -            | 83              | 83       | -         | -                       | -            | -               | -        | -  | -                       | -            | 26              | 26       | -         | -                       | -            | 81              | 80       |           |
| 08                  | - | -                       | -            | 83              | 83       | -         | -                       | -            | -               | -        | -  | -                       | -            | 26              | 26       | -         | -                       | -            | 81              | 80       |           |
| 09                  | - | -                       | -            | 83              | 82       | -         | -                       | -            | -               | -        | -  | -                       | -            | 26              | 26       | -         | -                       | -            | 81              | 80       |           |
| 10                  | - | -                       | -            | 83              | 82       | -         | -                       | -            | -               | -        | -  | -                       | -            | 26              | 26       | -         | -                       | -            | 81              | 80       |           |
| 11                  | - | -                       | -            | 83              | 82       | -         | -                       | -            | -               | -        | -  | -                       | -            | 26              | 26       | -         | -                       | -            | 81              | 80       |           |
| 12                  | - | -                       | -            | 83              | 83       | -         | -                       | -            | -               | -        | -  | -                       | -            | 26              | 25       | -         | -                       | -            | 81              | 80       |           |
| 2007 / 01           | - | -                       | -            | 83              | 83       | -         | -                       | -            | -               | -        | -  | -                       | -            | 26              | 25       | -         | -                       | -            | 81              | 81       |           |
| 02                  | - | -                       | -            | 83              | 83       | -         | -                       | -            | -               | -        | -  | -                       | -            | 26              | 25       | -         | -                       | -            | 81              | 81       |           |
| 03                  | - | -                       | -            | 83              | 83       | -         | -                       | -            | -               | -        | -  | -                       | -            | 26              | 25       | -         | -                       | -            | 81              | 81       |           |
| 04                  | - | -                       | -            | 83              | 83       | -         | -                       | -            | -               | -        | -  | -                       | -            | 26              | 25       | -         | -                       | -            | 81              | 81       |           |
| 05                  | - | -                       | -            | 83              | 83       | -         | -                       | -            | -               | -        | -  | -                       | -            | 26              | 25       | -         | -                       | -            | 81              | 81       |           |
| 06                  | - | 6                       | 6            | 89              | 89       | -         | -                       | -            | -               | -        | -  | -                       | -            | 26              | 25       | -         | -                       | -            | 81              | 81       |           |
| 07                  | - | 4                       | 4            | 93              | 93       | -         | -                       | -            | -               | -        | -  | -                       | -            | 26              | 26       | -         | -                       | -            | 81              | 81       |           |
| 08                  | - | 1                       | 1            | 94              | 94       | -         | -                       | -            | -               | -        | -  | -                       | -            | 26              | 26       | -         | -                       | -            | 81              | 81       |           |
| 09                  | - | -                       | -            | 94              | 94       | -         | -                       | -            | -               | -        | -  | -                       | -            | 26              | 26       | -         | -                       | -            | 81              | 81       |           |
| 10                  | - | -                       | -            | 94              | 94       | -         | -                       | -            | -               | -        | -  | -                       | -            | 26              | 26       | -         | -                       | -            | 81              | 81       |           |
| 11                  | - | -                       | -            | 94              | 94       | -         | -                       | -            | -               | -        | -  | -                       | -            | 26              | 26       | -         | -                       | -            | 81              | 81       |           |

表 4.1(a) (續)  
Table 4.1(a) (cont'd)

2007/11

| 年 / 月<br>Year/Month | 公共巴士 Public Buses  |           |              |              |          |                  |           |                |              |          | 私家巴士 Private Buses |           |              |              |          |              |                  |              |              |          |              |           |              |              |          |
|---------------------|--------------------|-----------|--------------|--------------|----------|------------------|-----------|----------------|--------------|----------|--------------------|-----------|--------------|--------------|----------|--------------|------------------|--------------|--------------|----------|--------------|-----------|--------------|--------------|----------|
|                     | 非專營 Non-franchised |           |              |              |          | 其他 Others        |           |                |              |          | 小計 Sub-total       |           |              |              |          |              |                  |              |              |          |              |           |              |              |          |
|                     | 單層 Single Deck     |           |              | 登記 總數        |          | 已領牌 總數           |           | 雙層 Double Deck |              |          | 新登記 總數             |           | 登記 總數        |              | 已領牌 總數   |              | 單層 Single Deck   |              |              | 新登記 總數   |              | 登記 總數     |              | 已領牌 總數       |          |
|                     | New Registration   |           |              | Total        | Total    | New Registration |           |                | Total        | Total    | New Registration   |           |              | Total        | Total    | Total        | New Registration |              |              | Total    | Total        | Total     | Total        | Total        | Total    |
|                     | 全新 Brand New       | 其他 Others | 小計 Sub-Total | Registration | Licensed | 全新 Brand New     | 其他 Others | 小計 Sub-Total   | Registration | Licensed | 全新 Brand New       | 其他 Others | 小計 Sub-Total | Registration | Licensed | 全新 Brand New | 其他 Others        | 小計 Sub-Total | Registration | Licensed | 全新 Brand New | 其他 Others | 小計 Sub-Total | Registration | Licensed |
| 2002                | 408                | 219       | 627          | 6 555        | 6 324    | -                | -         | -              | 173          | 164      | 604                | 447       | 1 051        | 13 272       | 12 957   | 41           | 11               | 52           | 440          | 430      |              |           |              |              |          |
| 2003                | 363                | 224       | 587          | 6 936        | 6 557    | -                | 32        | 32             | 179          | 174      | 466                | 371       | 837          | 13 445       | 12 998   | 30           | 4                | 34           | 442          | 432      |              |           |              |              |          |
| 2004                | 274                | 192       | 466          | 6 987        | 6 668    | -                | -         | -              | 134          | 130      | 339                | 348       | 687          | 13 252       | 12 865   | 23           | 12               | 35           | 453          | 438      |              |           |              |              |          |
| 2005                | 365                | 180       | 545          | 6 932        | 6 711    | -                | -         | -              | 127          | 121      | 402                | 219       | 621          | 13 054       | 12 795   | 16           | 10               | 26           | 456          | 442      |              |           |              |              |          |
| 2006                | 379                | 140       | 519          | 6 862        | 6 703    | -                | -         | -              | 117          | 93       | 449                | 205       | 654          | 12 958       | 12 753   | 14           | 3                | 17           | 451          | 437      |              |           |              |              |          |
| 2006 / 06           | 21                 | 6         | 27           | 6 895        | 6 698    | -                | -         | -              | 124          | 112      | 31                 | 12        | 43           | 13 033       | 12 796   | 1            | -                | 1            | 455          | 441      |              |           |              |              |          |
| 07                  | 47                 | 12        | 59           | 6 890        | 6 679    | -                | -         | -              | 119          | 108      | 50                 | 20        | 70           | 13 023       | 12 776   | -            | -                | -            | 455          | 441      |              |           |              |              |          |
| 08                  | 57                 | 23        | 80           | 6 888        | 6 699    | -                | -         | -              | 118          | 105      | 76                 | 39        | 115          | 13 017       | 12 790   | 2            | -                | 2            | 452          | 441      |              |           |              |              |          |
| 09                  | 33                 | 12        | 45           | 6 879        | 6 697    | -                | -         | -              | 118          | 101      | 33                 | 12        | 45           | 12 995       | 12 771   | -            | 2                | 2            | 454          | 440      |              |           |              |              |          |
| 10                  | 27                 | 7         | 34           | 6 874        | 6 709    | -                | -         | -              | 117          | 98       | 27                 | 7         | 34           | 12 986       | 12 776   | 1            | -                | 1            | 453          | 439      |              |           |              |              |          |
| 11                  | 18                 | 16        | 34           | 6 863        | 6 714    | -                | -         | -              | 117          | 93       | 24                 | 28        | 52           | 12 968       | 12 774   | 2            | -                | 2            | 450          | 436      |              |           |              |              |          |
| 12                  | 25                 | 11        | 36           | 6 862        | 6 703    | -                | -         | -              | 117          | 93       | 25                 | 11        | 36           | 12 958       | 12 753   | 3            | -                | 3            | 451          | 437      |              |           |              |              |          |
| 2007 / 01           | 22                 | 6         | 28           | 6 865        | 6 724    | -                | -         | -              | 117          | 90       | 22                 | 8         | 30           | 12 962       | 12 774   | 4            | -                | 4            | 452          | 439      |              |           |              |              |          |
| 02                  | 21                 | 7         | 28           | 6 860        | 6 719    | -                | -         | -              | 117          | 89       | 21                 | 18        | 39           | 12 967       | 12 779   | 5            | -                | 5            | 456          | 445      |              |           |              |              |          |
| 03                  | 24                 | 7         | 31           | 6 865        | 6 720    | -                | -         | -              | 116          | 88       | 25                 | 8         | 33           | 12 972       | 12 776   | 4            | -                | 4            | 460          | 450      |              |           |              |              |          |
| 04                  | 23                 | 9         | 32           | 6 848        | 6 730    | -                | -         | -              | 116          | 90       | 23                 | 19        | 42           | 12 961       | 12 799   | 3            | -                | 3            | 461          | 450      |              |           |              |              |          |
| 05                  | 23                 | 13        | 36           | 6 851        | 6 731    | -                | -         | -              | 114          | 88       | 23                 | 21        | 44           | 12 960       | 12 795   | 2            | -                | 2            | 462          | 449      |              |           |              |              |          |
| 06                  | 30                 | 16        | 46           | 6 853        | 6 728    | -                | -         | -              | 113          | 90       | 30                 | 29        | 59           | 12 971       | 12 803   | 3            | -                | 3            | 462          | 449      |              |           |              |              |          |
| 07                  | 27                 | 15        | 42           | 6 844        | 6 709    | -                | -         | -              | 113          | 93       | 27                 | 26        | 53           | 12 971       | 12 790   | 2            | -                | 2            | 464          | 449      |              |           |              |              |          |
| 08                  | 57                 | 29        | 86           | 6 844        | 6 715    | -                | -         | -              | 113          | 94       | 57                 | 34        | 91           | 12 973       | 12 795   | 3            | 4                | 7            | 465          | 453      |              |           |              |              |          |
| 09                  | 27                 | 17        | 44           | 6 849        | 6 735    | -                | -         | -              | 113          | 94       | 27                 | 18        | 45           | 12 978       | 12 821   | 1            | 1                | 2            | 465          | 450      |              |           |              |              |          |
| 10                  | 37                 | 18        | 55           | 6 851        | 6 759    | -                | -         | -              | 113          | 94       | 37                 | 28        | 65           | 12 987       | 12 856   | 1            | -                | 1            | 462          | 449      |              |           |              |              |          |
| 11                  | 26                 | 15        | 41           | 6 850        | 6 764    | -                | -         | -              | 113          | 93       | 26                 | 20        | 46           | 12 991       | 12 861   | 1            | -                | 1            | 460          | 449      |              |           |              |              |          |

表 4.1(a) (續)  
Table 4.1(a) (cont'd)

2007/11

| 年 / 月<br>Year/Month | 私家巴士<br>Private Buses   |        |           |              |           |                         |        |           |              |           | 公共小巴<br>Public Light Buses |        |           |              |           |                                |        |           |              |           |
|---------------------|-------------------------|--------|-----------|--------------|-----------|-------------------------|--------|-----------|--------------|-----------|----------------------------|--------|-----------|--------------|-----------|--------------------------------|--------|-----------|--------------|-----------|
|                     | 雙層<br>Double Deck       |        |           |              |           | 小計<br>Sub-total         |        |           |              |           | 紅色小巴<br>Red Minibus        |        |           |              |           | 專線小巴<br>Green Minibus Services |        |           |              |           |
|                     | 新登記<br>New Registration |        |           | 登記<br>總數     | 已領牌<br>總數 | 新登記<br>New Registration |        |           | 登記<br>總數     | 已領牌<br>總數 | 新登記<br>New Registration    |        |           | 登記<br>總數     | 已領牌<br>總數 | 新登記<br>New Registration        |        |           | 登記<br>總數     | 已領牌<br>總數 |
|                     | 全新                      | 其他     | 小計        | Total        | Total     | 全新                      | 其他     | 小計        | Total        | Total     | 全新                         | 其他     | 小計        | Total        | Total     | 全新                             | 其他     | 小計        | Total        | Total     |
|                     | Brand New               | Others | Sub-Total | Registration | Licensed  | Brand New               | Others | Sub-Total | Registration | Licensed  | Brand New                  | Others | Sub-Total | Registration | Licensed  | Brand New                      | Others | Sub-Total | Registration | Licensed  |
| 2002                | -                       | -      | -         | 49           | 49        | 41                      | 11     | 52        | 489          | 479       | N.A.                       | N.A.   | N.A.      | 1 809        | 1 804     | N.A.                           | N.A.   | N.A.      | 2 541        | 2 539     |
| 2003                | -                       | -      | -         | 48           | 45        | 30                      | 4      | 34        | 490          | 477       | 293                        | -      | 293       | 1 719        | 1 715     | 177                            | -      | 177       | 2 631        | 2 619     |
| 2004                | -                       | -      | -         | 39           | 35        | 23                      | 12     | 35        | 492          | 473       | 374                        | -      | 374       | 1 677        | 1 668     | 498                            | -      | 498       | 2 673        | 2 660     |
| 2005                | -                       | -      | -         | 37           | 35        | 16                      | 10     | 26        | 493          | 477       | 402                        | -      | 402       | 1 605        | 1 603     | 767                            | -      | 767       | 2 745        | 2 744     |
| 2006                | -                       | -      | -         | 35           | 35        | 14                      | 3      | 17        | 486          | 472       | 36                         | -      | 36        | 1 537        | 1 536     | 39                             | -      | 39        | 2 813        | 2 813     |
| 2006 / 06           | -                       | -      | -         | 35           | 35        | 1                       | -      | 1         | 490          | 476       | 8                          | -      | 8         | 1 574        | 1 572     | 3                              | -      | 3         | 2 776        | 2 775     |
| 07                  | -                       | -      | -         | 35           | 35        | -                       | -      | -         | 490          | 476       | 4                          | -      | 4         | 1 571        | 1 567     | 3                              | -      | 3         | 2 779        | 2 783     |
| 08                  | -                       | -      | -         | 35           | 35        | 2                       | -      | 2         | 487          | 476       | 2                          | -      | 2         | 1 556        | 1 555     | 2                              | -      | 2         | 2 794        | 2 794     |
| 09                  | -                       | -      | -         | 35           | 35        | -                       | 2      | 2         | 489          | 475       | 1                          | -      | 1         | 1 554        | 1 552     | 3                              | -      | 3         | 2 796        | 2 796     |
| 10                  | -                       | -      | -         | 35           | 35        | 1                       | -      | 1         | 488          | 474       | 4                          | -      | 4         | 1 549        | 1 545     | 3                              | -      | 3         | 2 801        | 2 802     |
| 11                  | -                       | -      | -         | 35           | 34        | 2                       | -      | 2         | 485          | 470       | 4                          | -      | 4         | 1 545        | 1 542     | 2                              | -      | 2         | 2 805        | 2 805     |
| 12                  | -                       | -      | -         | 35           | 35        | 3                       | -      | 3         | 486          | 472       | 2                          | -      | 2         | 1 537        | 1 536     | 6                              | -      | 6         | 2 813        | 2 813     |
| 2007 / 01           | -                       | -      | -         | 35           | 35        | 4                       | -      | 4         | 487          | 474       | 1                          | -      | 1         | 1 535        | 1 535     | 4                              | -      | 4         | 2 815        | 2 815     |
| 02                  | -                       | -      | -         | 35           | 35        | 5                       | -      | 5         | 491          | 480       | -                          | -      | -         | 1 532        | 1 532     | 2                              | -      | 2         | 2 818        | 2 816     |
| 03                  | -                       | -      | -         | 35           | 35        | 4                       | -      | 4         | 495          | 485       | 3                          | -      | 3         | 1 528        | 1 528     | 8                              | -      | 8         | 2 822        | 2 822     |
| 04                  | -                       | -      | -         | 35           | 34        | 3                       | -      | 3         | 496          | 484       | 1                          | -      | 1         | 1 529        | 1 529     | 8                              | -      | 8         | 2 821        | 2 821     |
| 05                  | -                       | -      | -         | 35           | 35        | 2                       | -      | 2         | 497          | 484       | 2                          | -      | 2         | 1 524        | 1 524     | 8                              | -      | 8         | 2 826        | 2 825     |
| 06                  | -                       | -      | -         | 35           | 35        | 3                       | -      | 3         | 497          | 484       | 3                          | -      | 3         | 1 503        | 1 502     | 10                             | -      | 10        | 2 847        | 2 847     |
| 07                  | -                       | -      | -         | 35           | 35        | 2                       | -      | 2         | 499          | 484       | 4                          | -      | 4         | 1 499        | 1 499     | 8                              | -      | 8         | 2 851        | 2 851     |
| 08                  | -                       | -      | -         | 35           | 35        | 3                       | 4      | 7         | 500          | 488       | -                          | -      | -         | 1 473        | 1 472     | 5                              | -      | 5         | 2 877        | 2 876     |
| 09                  | -                       | -      | -         | 35           | 35        | 1                       | 1      | 2         | 500          | 485       | -                          | -      | -         | 1 461        | 1 460     | 9                              | -      | 9         | 2 889        | 2 889     |
| 10                  | -                       | -      | -         | 35           | 35        | 1                       | -      | 1         | 497          | 484       | 4                          | -      | 4         | 1 454        | 1 453     | 10                             | -      | 10        | 2 896        | 2 895     |
| 11                  | -                       | -      | -         | 35           | 35        | 1                       | -      | 1         | 495          | 484       | 3                          | -      | 3         | 1 449        | 1 448     | 8                              | -      | 8         | 2 901        | 2 901     |

表 4.1(a) (續)  
Table 4.1(a) (cont'd)

2007/11

| 年 / 月<br>Year/Month | 公共小巴<br>Public Light Buses |        |           |              |           | 私家小巴<br>Private Light Buses |        |           |              |           | 貨車<br>Goods Vehicles                                      |        |           |              |           |  |        |           |              |           |
|---------------------|----------------------------|--------|-----------|--------------|-----------|-----------------------------|--------|-----------|--------------|-----------|---|--------|-----------|--------------|-----------|--|--------|-----------|--------------|-----------|
|                     | 小計<br>Sub-total            |        |           |              |           |                             |        |           |              |           | 輕型貨車 <sup>(4)</sup><br>Light Goods Vehicle <sup>(4)</sup> |        |           |              |           | 中型貨車 <sup>(5)</sup><br>Medium Goods Vehicle <sup>(5)</sup> |        |           |              |           |
|                     | 新登記<br>New Registration    |        |           | 登記<br>總數     | 已領牌<br>總數 | 新登記<br>New Registration     |        |           | 登記<br>總數     | 已領牌<br>總數 | 新登記<br>New Registration                                   |        |           | 登記<br>總數     | 已領牌<br>總數 | 新登記<br>New Registration                                    |        |           | 登記<br>總數     | 已領牌<br>總數 |
|                     | 全新                         | 其他     | 小計        | Total        | Total     | 全新                          | 其他     | 小計        | Total        | Total     | 全新  | 其他     | 小計        | Total        | Total     | 全新   | 其他     | 小計        | Total        | Total     |
|                     | Brand New                  | Others | Sub-Total | Registration | Licensed  | Brand New                   | Others | Sub-Total | Registration | Licensed  | Brand New   | Others | Sub-Total | Registration | Licensed  | Brand New  | Others | Sub-Total | Registration | Licensed  |
| 2002                | 339                        | 1      | 340       | 4 350        | 4 343     | 89                          | -      | 89        | 2 042        | 1 983     | 2 016   | 1 360  | 3 376     | 78 332       | 69 132    | 459  | 1 319  | 1 778     | 42 319       | 38 565    |
| 2003                | 470                        | -      | 470       | 4 350        | 4 334     | 59                          | -      | 59        | 1 979        | 1 925     | 1 696   | 1 068  | 2 764     | 75 987       | 67 977    | 327  | 1 309  | 1 636     | 42 059       | 38 461    |
| 2004                | 872                        | -      | 872       | 4 350        | 4 328     | 65                          | -      | 65        | 1 935        | 1 889     | 2 351   | 1 228  | 3 579     | 75 200       | 67 946    | 556  | 1 810  | 2 366     | 42 504       | 39 219    |
| 2005                | 1 169                      | -      | 1 169     | 4 350        | 4 347     | 63                          | -      | 63        | 1 897        | 1 857     | 3 142   | 1 157  | 4 299     | 75 522       | 68 610    | 383  | 1 780  | 2 163     | 42 794       | 39 227    |
| 2006                | 75                         | -      | 75        | 4 350        | 4 349     | 82                          | -      | 82        | 1 900        | 1 871     | 3 466   | 1 141  | 4 607     | 76 114       | 69 574    | 467  | 1 620  | 2 087     | 42 886       | 39 100    |
| 2006 / 06           | 11                         | -      | 11        | 4 350        | 4 347     | 2                           | -      | 2         | 1 889        | 1 853     | 284   | 107    | 391       | 75 794       | 69 054    | 31   | 159    | 190       | 42 900       | 39 162    |
| 07                  | 7                          | -      | 7         | 4 350        | 4 350     | 6                           | -      | 6         | 1 891        | 1 851     | 311   | 106    | 417       | 75 860       | 69 058    | 41   | 124    | 165       | 42 897       | 39 096    |
| 08                  | 4                          | -      | 4         | 4 350        | 4 349     | 12                          | -      | 12        | 1 898        | 1 859     | 371   | 140    | 511       | 76 029       | 69 233    | 42   | 156    | 198       | 42 932       | 39 112    |
| 09                  | 4                          | -      | 4         | 4 350        | 4 348     | 7                           | -      | 7         | 1 898        | 1 866     | 352   | 100    | 452       | 76 076       | 69 319    | 22   | 161    | 183       | 42 927       | 39 066    |
| 10                  | 7                          | -      | 7         | 4 350        | 4 347     | 7                           | -      | 7         | 1 902        | 1 867     | 322   | 73     | 395       | 76 147       | 69 350    | 46   | 119    | 165       | 42 931       | 39 059    |
| 11                  | 6                          | -      | 6         | 4 350        | 4 347     | 9                           | -      | 9         | 1 900        | 1 869     | 137   | 104    | 241       | 76 118       | 69 256    | 60   | 135    | 195       | 42 998       | 39 105    |
| 12                  | 8                          | -      | 8         | 4 350        | 4 349     | 9                           | -      | 9         | 1 900        | 1 871     | 337   | 89     | 426       | 76 114       | 69 574    | 25   | 119    | 144       | 42 886       | 39 100    |
| 2007 / 01           | 5                          | -      | 5         | 4 350        | 4 350     | 4                           | -      | 4         | 1 901        | 1 868     | 262   | 75     | 337       | 76 254       | 69 513    | 22   | 114    | 136       | 42 928       | 39 110    |
| 02                  | 2                          | -      | 2         | 4 350        | 4 348     | 8                           | -      | 8         | 1 901        | 1 867     | 206   | 48     | 254       | 76 281       | 69 364    | 8  | 60     | 68        | 42 915       | 38 854    |
| 03                  | 11                         | -      | 11        | 4 350        | 4 350     | 3                           | -      | 3         | 1 899        | 1 868     | 267   | 76     | 343       | 76 367       | 69 299    | 35   | 105    | 140       | 42 911       | 38 847    |
| 04                  | 9                          | -      | 9         | 4 350        | 4 350     | 7                           | -      | 7         | 1 901        | 1 871     | 260   | 69     | 329       | 76 265       | 69 321    | 39   | 124    | 163       | 42 772       | 38 833    |
| 05                  | 10                         | -      | 10        | 4 350        | 4 349     | 9                           | -      | 9         | 1 905        | 1 872     | 311   | 103    | 414       | 76 189       | 69 333    | 33   | 146    | 179       | 42 681       | 38 793    |
| 06                  | 13                         | -      | 13        | 4 350        | 4 349     | 8                           | -      | 8         | 1 903        | 1 874     | 333   | 89     | 422       | 76 114       | 69 363    | 26   | 134    | 160       | 42 565       | 38 717    |
| 07                  | 12                         | -      | 12        | 4 350        | 4 350     | 6                           | -      | 6         | 1 905        | 1 870     | 305   | 97     | 402       | 75 993       | 69 256    | 34   | 157    | 191       | 42 488       | 38 690    |
| 08                  | 5                          | -      | 5         | 4 350        | 4 348     | 21                          | -      | 21        | 1 913        | 1 875     | 232   | 107    | 339       | 75 805       | 69 285    | 37   | 174    | 211       | 42 360       | 38 699    |
| 09                  | 9                          | -      | 9         | 4 350        | 4 349     | 9                           | -      | 9         | 1 915        | 1 877     | 265   | 91     | 356       | 75 660       | 69 050    | 30   | 152    | 182       | 42 228       | 38 628    |
| 10                  | 14                         | -      | 14        | 4 350        | 4 348     | 11                          | -      | 11        | 1 920        | 1 884     | 397   | 115    | 512       | 75 594       | 69 277    | 61   | 210    | 271       | 42 130       | 38 679    |
| 11                  | 11                         | -      | 11        | 4 350        | 4 349     | 26                          | -      | 26        | 1 938        | 1 904     | 347   | 105    | 452       | 75 529       | 69 374    | 45   | 132    | 177       | 41 996       | 38 676    |

註： (4) 輕型貨車 - 車輛總重量不超過5.5公噸的貨車。

(5) 中型貨車 - 車輛總重量超過5.5公噸而在24公噸及以下的貨車。

Notes : (4) Light Goods Vehicle - Goods vehicles of Permitted Gross Vehicle Weight not exceeding 5.5 tonnes.

(5) Medium Goods Vehicle - Goods vehicles of Permitted Gross Vehicle Weight exceeding 5.5 tonnes but not exceeding 24 tonnes.

表 4.1(a) (續)  
Table 4.1(a) (cont'd)

2007/11

| 年 / 月<br>Year/Month | 貨車<br>Goods Vehicles                                      |              |                 |              |           |                         |              |                 |              |           | 特別用途車輛 <sup>(7)</sup><br>Special Purpose Vehicles <sup>(7)</sup> |              |                 |              |           | 政府車輛 <sup>(8)</sup><br>Government Vehicles <sup>(8)</sup> |              |                 |              |           |
|---------------------|---|--------------|-----------------|--------------|-----------|-------------------------|--------------|-----------------|--------------|-----------|--|--------------|-----------------|--------------|-----------|---|--------------|-----------------|--------------|-----------|
|                     | 重型貨車 <sup>(6)</sup><br>Heavy Goods Vehicle <sup>(6)</sup> |              |                 |              |           | 小計<br>Sub-total         |              |                 |              |           | 電單車<br>Motor Cycles  |              |                 |              |           |   |              |                 |              |           |
|                     | 新登記<br>New Registration                                   |              |                 | 登記<br>總數     | 已領牌<br>總數 | 新登記<br>New Registration |              |                 | 登記<br>總數     | 已領牌<br>總數 | 新登記<br>New Registration  |              |                 | 登記<br>總數     | 已領牌<br>總數 | 新登記<br>New Registration                                   |              |                 | 登記<br>總數     | 已領牌<br>總數 |
|                     | 全新<br>Brand New   | 其他<br>Others | 小計<br>Sub-Total | Total        | Total     | 全新<br>Brand New         | 其他<br>Others | 小計<br>Sub-Total | Total        | Total     | 全新<br>Brand New  | 其他<br>Others | 小計<br>Sub-Total | Total        | Total     | 全新<br>Brand New   | 其他<br>Others | 小計<br>Sub-Total | Total        | Total     |
|                     | Brand New   | Others       | Sub-Total       | Registration | Licensed  | Brand New               | Others       | Sub-Total       | Registration | Licensed  | Brand New  | Others       | Sub-Total       | Registration | Licensed  | Brand New   | Others       | Sub-Total       | Registration | Licensed  |
| 2002                | 4   | 204          | 208             | 3 485        | 3 328     | 2 479                   | 2 883        | 5 362           | 124 136      | 111 025   | 44   | 116          | 160             | 759          | 696       | 236   | -            | 236             | 1 243        | 1 243     |
| 2003                | 8   | 92           | 100             | 3 541        | 3 339     | 2 031                   | 2 469        | 4 500           | 121 587      | 109 777   | 30   | 73           | 103             | 851          | 774       | 6   | -            | 6               | 1 204        | 1 204     |
| 2004                | 3   | 94           | 97              | 3 585        | 3 312     | 2 910                   | 3 132        | 6 042           | 121 289      | 110 477   | 52   | 55           | 107             | 942          | 851       | 175   | -            | 175             | 1 152        | 1 152     |
| 2005                | 3   | 36           | 39              | 3 500        | 3 152     | 3 528                   | 2 973        | 6 501           | 121 816      | 110 989   | 61   | 98           | 159             | 1 095        | 994       | 364   | -            | 364             | 1 194        | 1 194     |
| 2006                | 2   | 66           | 68              | 3 451        | 3 052     | 3 935                   | 2 827        | 6 762           | 122 451      | 111 726   | 60   | 25           | 85              | 1 156        | 1 023     | 120   | -            | 120             | 1 152        | 1 152     |
| 2006 / 06           | -   | 6            | 6               | 3 504        | 3 099     | 315                     | 272          | 587             | 122 198      | 111 315   | 7  | 8            | 15              | 1 131        | 1 021     | -   | -            | -               | 1 163        | 1 163     |
| 07                  | -   | 4            | 4               | 3 498        | 3 079     | 352                     | 234          | 586             | 122 255      | 111 233   | 9  | -            | 9               | 1 138        | 1 028     | -   | -            | -               | 1 162        | 1 162     |
| 08                  | 1   | 3            | 4               | 3 491        | 3 073     | 414                     | 299          | 713             | 122 452      | 111 418   | 5  | 2            | 7               | 1 144        | 1 032     | -   | -            | -               | 1 162        | 1 162     |
| 09                  | -   | 4            | 4               | 3 482        | 3 066     | 374                     | 265          | 639             | 122 485      | 111 451   | 6  | -            | 6               | 1 146        | 1 022     | -   | -            | -               | 1 158        | 1 158     |
| 10                  | -   | 5            | 5               | 3 476        | 3 061     | 368                     | 197          | 565             | 122 554      | 111 470   | 5  | -            | 5               | 1 147        | 1 016     | -   | -            | -               | 1 156        | 1 156     |
| 11                  | -   | 4            | 4               | 3 468        | 3 057     | 197                     | 243          | 440             | 122 584      | 111 418   | 4  | -            | 4               | 1 148        | 1 011     | -   | -            | -               | 1 154        | 1 154     |
| 12                  | -   | 1            | 1               | 3 451        | 3 052     | 362                     | 209          | 571             | 122 451      | 111 726   | 7  | 2            | 9               | 1 156        | 1 023     | -   | -            | -               | 1 152        | 1 152     |
| 2007 / 01           | -   | 3            | 3               | 3 439        | 3 040     | 284                     | 192          | 476             | 122 621      | 111 663   | 6  | 3            | 9               | 1 162        | 1 027     | -   | -            | -               | 1 150        | 1 150     |
| 02                  | -   | 9            | 9               | 3 439        | 3 010     | 214                     | 117          | 331             | 122 635      | 111 228   | 9  | 1            | 10              | 1 169        | 1 036     | 53  | -            | 53              | 1 151        | 1 151     |
| 03                  | -   | 13           | 13              | 3 440        | 2 982     | 302                     | 194          | 496             | 122 718      | 111 128   | 2  | -            | 2               | 1 168        | 1 036     | 47  | -            | 47              | 1 151        | 1 151     |
| 04                  | -   | 13           | 13              | 3 433        | 2 968     | 299                     | 206          | 505             | 122 470      | 111 122   | 5  | 3            | 8               | 1 171        | 1 038     | 10  | -            | 10              | 1 151        | 1 151     |
| 05                  | -   | 7            | 7               | 3 419        | 2 966     | 344                     | 256          | 600             | 122 289      | 111 092   | 8  | 2            | 10              | 1 179        | 1 051     | 10  | -            | 10              | 1 153        | 1 153     |
| 06                  | -   | -            | -               | 3 399        | 2 942     | 359                     | 223          | 582             | 122 078      | 111 022   | 3  | 2            | 5               | 1 182        | 1 057     | -   | -            | -               | 1 150        | 1 150     |
| 07                  | -   | 7            | 7               | 3 379        | 2 940     | 339                     | 261          | 600             | 121 860      | 110 886   | 3  | 1            | 4               | 1 184        | 1 045     | -   | -            | -               | 1 150        | 1 150     |
| 08                  | -   | 8            | 8               | 3 363        | 2 918     | 269                     | 289          | 558             | 121 528      | 110 902   | 4  | 5            | 9               | 1 191        | 1 057     | -   | -            | -               | 1 149        | 1 149     |
| 09                  | -   | 5            | 5               | 3 356        | 2 914     | 295                     | 248          | 543             | 121 244      | 110 592   | 4  | 5            | 9               | 1 200        | 1 065     | -   | -            | -               | 1 147        | 1 147     |
| 10                  | -   | 3            | 3               | 3 330        | 2 917     | 458                     | 328          | 786             | 121 054      | 110 873   | 15   | 6            | 21              | 1 220        | 1 081     | -   | -            | -               | 1 147        | 1 147     |
| 11                  | -   | 2            | 2               | 3 311        | 2 902     | 392                     | 239          | 631             | 120 836      | 110 952   | 7  | 6            | 13              | 1 230        | 1 093     | -   | -            | -               | 1 147        | 1 147     |

註： (6) 重型貨車 - 車輛總重量超過24公噸而在38公噸及以下的貨車。

(7) 不包括在工業用地及建築用地內的貨車。

(8) 不包括軍部車輛。

Notes : (6) Heavy Goods Vehicle - Goods vehicles of Permitted Gross Vehicle Weight exceeding 24 tonnes but not exceeding 38 tonnes.

(7) Excluding goods vehicles used solely within industrial and construction sites.

(8) Excluding Military Vehicles.

表 4.1(a) (續)  
Table 4.1(a) (cont'd)

2007/11

| 年 / 月<br>Year/Month | 政府車輛 <sup>(8)</sup><br>Government Vehicles <sup>(8)</sup> |              |                 |          |           |                         |              |                 |          |           | 總計<br>Total             |              |                 |          |           |
|---------------------|---|--------------|-----------------|----------|-----------|-------------------------|--------------|-----------------|----------|-----------|-------------------------|--------------|-----------------|----------|-----------|
|                     | 其他車輛<br>Other Vehicles                                    |              |                 |          |           | 小計<br>Sub-total         |              |                 |          |           |                         |              |                 |          |           |
|                     | 新登記<br>New Registration                                   |              |                 | 登記<br>總數 | 已領牌<br>總數 | 新登記<br>New Registration |              |                 | 登記<br>總數 | 已領牌<br>總數 | 新登記<br>New Registration |              |                 | 登記<br>總數 | 已領牌<br>總數 |
|                     | 全新<br>Brand New   | 其他<br>Others | 小計<br>Sub-Total | Total    | Total     | 全新<br>Brand New         | 其他<br>Others | 小計<br>Sub-Total | Total    | Total     | 全新<br>Brand New         | 其他<br>Others | 小計<br>Sub-Total | Total    | Total     |
| 2002                | 709   | -            | 709             | 5 580    | 5 580     | 945                     | -            | 945             | 6 823    | 6 823     | 39 083                  | 6 568        | 45 651          | 593 551  | 525 551   |
| 2003                | 403   | -            | 403             | 5 450    | 5 450     | 409                     | -            | 409             | 6 654    | 6 654     | 30 306                  | 4 923        | 35 229          | 591 502  | 524 249   |
| 2004                | 409   | -            | 409             | 5 346    | 5 346     | 584                     | -            | 584             | 6 498    | 6 498     | 34 717                  | 6 388        | 41 105          | 595 544  | 532 872   |
| 2005                | 378   | -            | 378             | 5 200    | 5 200     | 742                     | -            | 742             | 6 394    | 6 394     | 34 028                  | 6 946        | 40 974          | 601 491  | 540 641   |
| 2006                | 380   | -            | 380             | 5 256    | 5 256     | 500                     | -            | 500             | 6 408    | 6 408     | 32 910                  | 7 106        | 40 016          | 609 595  | 552 980   |
| 2006 / 06           | 57  | -            | 57              | 5 297    | 5 297     | 57                      | -            | 57              | 6 460    | 6 460     | 2 791                   | 657          | 3 448           | 605 448  | 546 409   |
| 07                  | 23  | -            | 23              | 5 299    | 5 299     | 23                      | -            | 23              | 6 461    | 6 461     | 2 683                   | 592          | 3 275           | 606 049  | 546 686   |
| 08                  | 11  | -            | 11              | 5 287    | 5 287     | 11                      | -            | 11              | 6 449    | 6 449     | 3 458                   | 702          | 4 160           | 607 538  | 548 388   |
| 09                  | 16  | -            | 16              | 5 289    | 5 289     | 16                      | -            | 16              | 6 447    | 6 447     | 2 943                   | 580          | 3 523           | 608 312  | 549 525   |
| 10                  | 7   | -            | 7               | 5 286    | 5 286     | 7                       | -            | 7               | 6 442    | 6 442     | 2 901                   | 557          | 3 458           | 609 197  | 550 191   |
| 11                  | 1   | -            | 1               | 5 275    | 5 275     | 1                       | -            | 1               | 6 429    | 6 429     | 2 602                   | 634          | 3 236           | 610 240  | 551 033   |
| 12                  | 2   | -            | 2               | 5 256    | 5 256     | 2                       | -            | 2               | 6 408    | 6 408     | 2 265                   | 473          | 2 738           | 609 595  | 552 980   |
| 2007 / 01           | 55  | -            | 55              | 5 248    | 5 248     | 55                      | -            | 55              | 6 398    | 6 398     | 2 828                   | 598          | 3 426           | 611 256  | 552 700   |
| 02                  | 29  | -            | 29              | 5 242    | 5 242     | 82                      | -            | 82              | 6 393    | 6 393     | 1 856                   | 395          | 2 251           | 611 611  | 551 573   |
| 03                  | 90  | -            | 90              | 5 259    | 5 259     | 137                     | -            | 137             | 6 410    | 6 410     | 2 728                   | 495          | 3 223           | 612 254  | 551 970   |
| 04                  | 134   | -            | 134             | 5 263    | 5 263     | 144                     | -            | 144             | 6 414    | 6 414     | 3 078                   | 534          | 3 612           | 613 052  | 553 137   |
| 05                  | 33  | -            | 33              | 5 255    | 5 255     | 43                      | -            | 43              | 6 408    | 6 408     | 3 240                   | 664          | 3 904           | 614 157  | 554 616   |
| 06                  | 28  | -            | 28              | 5 246    | 5 246     | 28                      | -            | 28              | 6 396    | 6 396     | 3 361                   | 595          | 3 956           | 615 304  | 555 861   |
| 07                  | 17  | -            | 17              | 5 219    | 5 219     | 17                      | -            | 17              | 6 369    | 6 369     | 3 516                   | 654          | 4 170           | 616 648  | 556 909   |
| 08                  | 5   | -            | 5               | 5 202    | 5 202     | 5                       | -            | 5               | 6 351    | 6 351     | 3 675                   | 745          | 4 420           | 617 999  | 558 899   |
| 09                  | 8   | -            | 8               | 5 195    | 5 195     | 8                       | -            | 8               | 6 342    | 6 342     | 2 923                   | 603          | 3 526           | 618 821  | 558 594   |
| 10                  | 34  | -            | 34              | 5 195    | 5 195     | 34                      | -            | 34              | 6 342    | 6 342     | 3 902                   | 764          | 4 666           | 620 312  | 561 482   |
| 11                  | 23  | -            | 23              | 5 197    | 5 197     | 23                      | -            | 23              | 6 344    | 6 344     | 4 093                   | 664          | 4 757           | 622 240  | 564 021   |

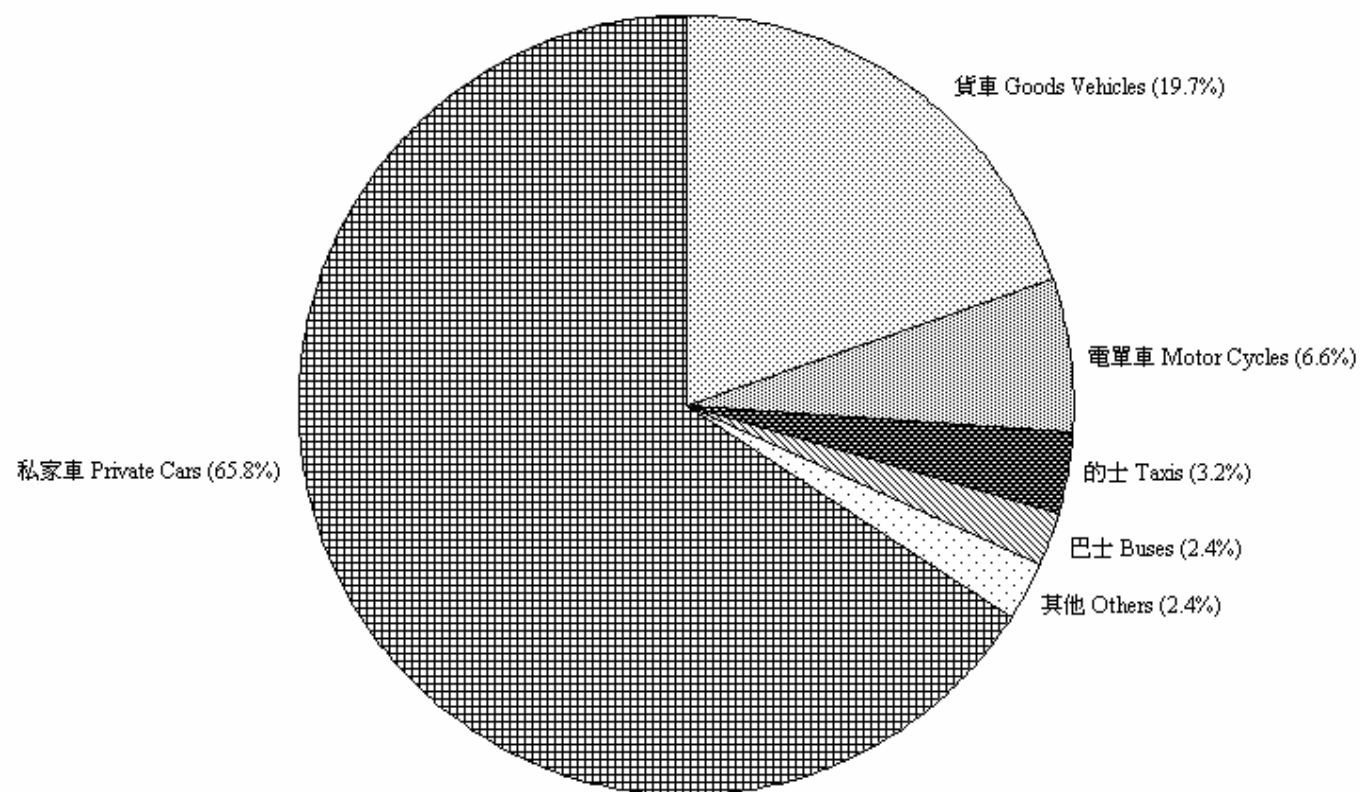
資料來源：牌照電腦計劃及牌照事務部

Source : VALID & Licensing Division



圖 4.1 - 已領牌的機動車輛類別 (2007年11月)  
Chart 4.1 - Licensing of Motorised Vehicles by Type (November 2007)

2007/11



註：其他 - 包括特別用途車輛、小巴及政府車輛。

Note : Others - Includes special purpose vehicles, light buses and government vehicles.

表 4.1(b) : 拖頭及拖架的登記及領牌數字

Table 4.1(b) : Registration and Licensing of Tractors and Trailers

2007/11

| 年 / 月<br>Year/Month | 拖頭 <sup>(1)</sup><br>Tractors <sup>(1)</sup> |              |                 |          |           |  |              |                 |          |           | 拖架<br>Trailers          |              |                 |          |           |                         |              |                 |          |           |
|---------------------|--|--------------|-----------------|----------|-----------|--|--------------|-----------------|----------|-----------|-------------------------|--------------|-----------------|----------|-----------|-------------------------|--------------|-----------------|----------|-----------|
|                     | 二軸<br>2 Axles                                |              |                 |          |           | 多於二軸及未分類<br>More than 2 Axles and unclassified |              |                 |          |           | 總計<br>Total             |              |                 |          |           | 新登記<br>New Registration |              |                 | 登記<br>總數 | 已領牌<br>總數 |
|                     | 新登記<br>New Registration                      |              |                 | 登記<br>總數 | 已領牌<br>總數 | 新登記<br>New Registration                        |              |                 | 登記<br>總數 | 已領牌<br>總數 | 新登記<br>New Registration |              |                 | 登記<br>總數 | 已領牌<br>總數 | 新登記<br>New Registration |              |                 | 登記<br>總數 | 已領牌<br>總數 |
|                     | 全新<br>Brand New                              | 其他<br>Others | 小計<br>Sub-Total | Total    | Total     | 全新<br>Brand New                                | 其他<br>Others | 小計<br>Sub-Total | Total    | Total     | 全新<br>Brand New         | 其他<br>Others | 小計<br>Sub-Total | Total    | Total     | 全新<br>Brand New         | 其他<br>Others | 小計<br>Sub-Total | Total    | Total     |
| 2004                | 444  | 6            | 450             | 11 487   | 10 592    | 91   | -            | 91              | 2 879    | 2 625     | 535                     | 6            | 541             | 14 366   | 13 217    | 1 291                   | -            | 1 291           | 21 930   | 18 182    |
| 2005                | 339  | 2            | 341             | 11 235   | 10 195    | 39   | 1            | 40              | 2 793    | 2 496     | 378                     | 3            | 381             | 14 028   | 12 691    | 729                     | 1            | 730             | 21 171   | 17 530    |
| 2006                | 407  | 4            | 411             | 11 059   | 9 875     | 45   | -            | 45              | 2 663    | 2 317     | 452                     | 4            | 456             | 13 722   | 12 192    | 654                     | -            | 654             | 20 697   | 17 072    |
| 2006 / 06           | 25   | -            | 25              | 11 144   | 10 022    | 5  | -            | 5               | 2 757    | 2 419     | 30                      | -            | 30              | 13 901   | 12 441    | 53                      | -            | 53              | 20 918   | 17 099    |
| 07                  | 37   | 1            | 38              | 11 133   | 9 982     | 3  | -            | 3               | 2 747    | 2 407     | 40                      | 1            | 41              | 13 880   | 12 389    | 50                      | -            | 50              | 20 889   | 17 108    |
| 08                  | 38   | -            | 38              | 11 127   | 9 961     | 4  | -            | 4               | 2 731    | 2 392     | 42                      | -            | 42              | 13 858   | 12 353    | 45                      | -            | 45              | 20 854   | 17 064    |
| 09                  | 21   | -            | 21              | 11 097   | 9 922     | 1  | -            | 1               | 2 717    | 2 365     | 22                      | -            | 22              | 13 814   | 12 287    | 57                      | -            | 57              | 20 815   | 17 085    |
| 10                  | 41   | -            | 41              | 11 104   | 9 888     | 1  | -            | 1               | 2 699    | 2 352     | 42                      | -            | 42              | 13 803   | 12 240    | 64                      | -            | 64              | 20 790   | 17 046    |
| 11                  | 57   | 1            | 58              | 11 119   | 9 903     | 2  | -            | 2               | 2 684    | 2 329     | 59                      | 1            | 60              | 13 803   | 12 232    | 67                      | -            | 67              | 20 783   | 17 031    |
| 12                  | 22   | -            | 22              | 11 059   | 9 875     | 2  | -            | 2               | 2 663    | 2 317     | 24                      | -            | 24              | 13 722   | 12 192    | 36                      | -            | 36              | 20 697   | 17 072    |
| 2007 / 01           | 18   | 1            | 19              | 11 048   | 9 850     | 3  | -            | 3               | 2 661    | 2 322     | 21                      | 1            | 22              | 13 709   | 12 172    | 36                      | -            | 36              | 20 679   | 17 051    |
| 02                  | 7  | -            | 7               | 11 029   | 9 743     | 1  | -            | 1               | 2 658    | 2 294     | 8                       | -            | 8               | 13 687   | 12 037    | 19                      | -            | 19              | 20 641   | 16 861    |
| 03                  | 31   | -            | 31              | 11 011   | 9 731     | 3  | -            | 3               | 2 652    | 2 276     | 34                      | -            | 34              | 13 663   | 12 007    | 57                      | -            | 57              | 20 619   | 16 740    |
| 04                  | 33   | -            | 33              | 10 956   | 9 731     | 5  | -            | 5               | 2 628    | 2 268     | 38                      | -            | 38              | 13 584   | 11 999    | 52                      | -            | 52              | 20 565   | 16 694    |
| 05                  | 27   | -            | 27              | 10 918   | 9 691     | 5  | -            | 5               | 2 616    | 2 249     | 32                      | -            | 32              | 13 534   | 11 940    | 40                      | -            | 40              | 20 472   | 16 680    |
| 06                  | 25   | -            | 25              | 10 868   | 9 658     | 1  | -            | 1               | 2 593    | 2 227     | 26                      | -            | 26              | 13 461   | 11 885    | 28                      | 1            | 29              | 20 372   | 16 561    |
| 07                  | 29   | -            | 29              | 10 820   | 9 625     | 4  | -            | 4               | 2 574    | 2 214     | 33                      | -            | 33              | 13 394   | 11 839    | 63                      | -            | 63              | 20 328   | 16 554    |
| 08                  | 35   | -            | 35              | 10 774   | 9 613     | 2  | -            | 2               | 2 548    | 2 182     | 37                      | -            | 37              | 13 322   | 11 795    | 42                      | -            | 42              | 20 238   | 16 512    |
| 09                  | 27   | -            | 27              | 10 709   | 9 595     | 3  | 1            | 4               | 2 522    | 2 160     | 30                      | 1            | 31              | 13 231   | 11 755    | 39                      | -            | 39              | 20 143   | 16 418    |
| 10                  | 58   | -            | 58              | 10 661   | 9 583     | 3  | -            | 3               | 2 497    | 2 151     | 61                      | -            | 61              | 13 158   | 11 734    | 29                      | -            | 29              | 20 071   | 16 436    |
| 11                  | 40   | -            | 40              | 10 601   | 9 569     | 5  | -            | 5               | 2 478    | 2 144     | 45                      | -            | 45              | 13 079   | 11 713    | 38                      | -            | 38              | 19 980   | 16 424    |

註： (1) 拖頭屬於中型及重型貨車分類，並已計算在相應的貨車登記及領牌數字內。

Note : (1) Tractors are classified under medium and heavy goods vehicles as appropriate and have been counted in the corresponding registration and licensing figures.

資料來源： 牌照電腦計劃及牌照事務部

Source : VALID & Licensing Division

表 4.2 : 按引擎汽缸容量劃分的私家車登記統計數字 (2007年11月)

Table 4.2 : Registered Private Cars by Engine Size (November 2007)

2007/11

| 引擎汽缸容量 (立方厘米)<br>Engine Size (cc) | 新登記 New Registration         |                        |                   | 登記總數 Total Registration                     |                              |                   |
|-----------------------------------|------------------------------|------------------------|-------------------|---|------------------------------|-------------------|
|                                   | 去年同月<br>Same Month Last Year | 月內<br>During the Month | 變動百分率<br>% Change | 去年同月月底<br>As at End of Same Month Last Year | 月底<br>As at End of the Month | 變動百分率<br>% Change |
| ≤ 1 000                           | 17                           | 50                     | +194              | 4 237                                       | 4 244                        | §                 |
| > 1 000 - 1 500                   | 327                          | 670                    | +105              | 99 323                                      | 98 137                       | -1                |
| > 1 500 - 2 500                   | 1 204                        | 1 701                  | +41               | 188 472                                     | 194 954                      | +3                |
| > 2 500 - 3 500                   | 566                          | 929                    | +64               | 77 717                                      | 82 734                       | +6                |
| > 3 500 - 4 500                   | 81                           | 86                     | +6                | 13 275                                      | 13 650                       | +3                |
| > 4 500                           | 113                          | 138                    | +22               | 11 242                                      | 12 172                       | +8                |
| 合計<br>Overall                     | 2 308                        | 3 574                  | +55               | 394 266                                     | 405 891                      | +3                |

表 4.3 : 按容許車輛總重量劃分的貨車及特別用途車輛統計數字 (2007年11月)

Table 4.3 : Goods Vehicles and Special Purpose Vehicles by Permitted Gross Vehicle Weight (November 2007)

2007/11

| 容許車輛總重量 (公噸)<br>Permitted Gross Vehicle Weight (tonnes) | 登記總數 Total Registration                     |                              |                   |
|---|---|------------------------------|-------------------|
|   | 去年同月月底<br>As at End of Same Month Last Year | 月底<br>As at End of the Month | 變動百分率<br>% Change |
| ≤ 1.9   | 982   | 830                          | -15               |
| > 1.9 - 5.5   | 75 682                                      | 75 309                       | §                 |
| > 5.5 - 24.0  | 43 523                                      | 42 542                       | -2                |
| > 24.0 - 38.0   | 3 543                                       | 3 383                        | -5                |
| > 38.0  | 2   | 2                            | §                 |
| 合計<br>Overall   | 123 732                                     | 122 066                      | -1                |

資料來源： 牌照電腦計劃及牌照事務部

Source : VALID & Licensing Division



表 4.4 (續)

Table 4.4 (cont'd)

2007/11

|   | 汽油<br>Petrol       |                   | 柴油<br>Diesel       |                   | 電力<br>Electric     |                   | 石油氣<br>LP Gas      |                   | 其他 <sup>(1)</sup><br>Others <sup>(1)</sup> |                   | 總計<br>Total        |                   |
|---|--------------------|-------------------|--------------------|-------------------|--------------------|-------------------|--------------------|-------------------|--|-------------------|--------------------|-------------------|
|   | 登記總數<br>Registered | 已領牌總數<br>Licensed | 登記總數<br>Registered | 已領牌總數<br>Licensed | 登記總數<br>Registered | 已領牌總數<br>Licensed | 登記總數<br>Registered | 已領牌總數<br>Licensed | 登記總數<br>Registered                         | 已領牌總數<br>Licensed | 登記總數<br>Registered | 已領牌總數<br>Licensed |
| 公共小型巴士<br>Public Light Bus                | -                  | -                 | 1 866              | 1 866             | -                  | -                 | 2 484              | 2 483             | -  | -                 | 4 350              | 4 349             |
| 私家小型巴士<br>Private Light Bus               | 5                  | 4                 | 1 724              | 1 691             | 1                  | 1                 | 208                | 208               | -  | -                 | 1 938              | 1 904             |
| 輕型貨車<br>Light Goods Vehicle               | 2 407              | 1 907             | 73 118             | 67 463            | 4                  | 4                 | -                  | -                 | -  | -                 | 75 529             | 69 374            |
| 中型貨車<br>Medium Goods Vehicle              | -                  | -                 | 41 996             | 38 676            | -                  | -                 | -                  | -                 | -  | -                 | 41 996             | 38 676            |
| 重型貨車<br>Heavy Goods Vehicle               | -                  | -                 | 3 311              | 2 902             | -                  | -                 | -                  | -                 | -  | -                 | 3 311              | 2 902             |
| 特別用途車輛<br>Special Purpose Vehicle         | 106                | 96                | 889                | 795               | 61                 | 55                | 159                | 133               | 15   | 14                | 1 230              | 1 093             |
| 總計 <sup>(2)</sup><br>Total <sup>(2)</sup> | 456 313            | 408 146           | 138 486            | 128 548           | 78                 | 70                | 20 984             | 20 879            | 35   | 34                | 615 896            | 557 677           |

註： 月底數字

(1) 包括各種其發動機為「混合式引擎」、「渦輪引擎」、「燃油電池車」等的車輛，它們的燃料種類不能進一步被劃分。

(2) 不包括政府車輛。

SD - 單層

DD - 雙層

資料來源：牌照電腦計劃及牌照事務部

Notes : Figures refer to end of the month.

(1) Including various vehicles with power plants such as hybrid engine, turbine engine, fuel cell vehicle, etc. of which fuel type cannot be further classified.

(2) Excluding Government Vehicles.

SD - Single Deck

DD - Double Deck

Source : VALID &amp; Licensing Division

表 4.5 : 驗車中心驗車數字 (2007年11月)  
Table 4.5 : Vehicle Inspections at Vehicle Examination Centres (November 2007)

2007/11

|   |                       | 政府運作的驗車中心<br>Vehicle Inspections at Government Operated Vehicle Examination Centres |      |   |       |                              |             |                             |             |               |                    |            |           |                       |   |                           |              |               |                      |   |              |   |              |   |               |                            | 其他<br>Others | 總計<br>Total |
|---|-----------------------|---|------|---|-------|------------------------------|-------------|-----------------------------|-------------|---------------|--------------------|------------|-----------|-----------------------|---|---------------------------|--------------|---------------|----------------------|---|--------------|---|--------------|---|---------------|----------------------------|--------------|-------------|
|   |                       | 電單車 <sup>(1)</sup><br>Motor Cycles <sup>(1)</sup>                                   |      | 私家車 <sup>(1)</sup><br>Private Cars <sup>(1)</sup> |       | 的士<br>Taxis                  |             |                             | 巴士<br>Buses |               |                    |            |           |                       |   | 小巴<br>Light Buses         |              |               | 貨車<br>Goods Vehicles |   |              | 拖架<br>Trailers                          |              |   |               |                            |              |             |
|   |                       |   |      |   |       | 新界及<br>大嶼山<br>NT &<br>Lantau | 市區<br>Urban | 收費錶檢<br>查<br>Meter<br>Check | 新車<br>New   | 專營 Franchised |                    |            |           | 非專營 Non-Franchised    |   |                           | 年檢 Annual    |               | 新車<br>New            | 年檢 Annual                               |              | 新車/<br>新登記<br>New / New<br>Registration | 年檢<br>Annual | 新車/<br>新登記<br>New / New<br>Registration |               |                            |              |             |
|   |                       |   |      |   |       |                              |             |                             |             | 九巴<br>KMB     | 城巴<br>City-<br>bus | 新巴<br>NWFB | 龍運<br>LWB | 新大<br>嶼山<br>巴士<br>NLB | 新車/<br>新登記<br>New / New<br>Registration | 九廣鐵<br>路巴士<br>KCRC<br>Bus | 公共<br>Public | 私家<br>Private |                      | 新車/<br>新登記<br>New / New<br>Registration | 公共<br>Public |   |              |   | 私家<br>Private | ≤16<br>公噸<br>≤16<br>tonnes |              |             |
| 2007  | 2006                  | 2005  | 2004 | 2003  | 2002  | 2001                         | 2000        | 1999                        | 1998        | 1997          | 1996               | 1995       | 1994      | 1993                  | 1992                                    | 1991                      | 1990         | 1989          | 1988                 | 1987                                    | 1986         | 1985                                    | 1984         | 1983                                    | 1982          | 1981                       | 1980         |             |
| <b>A. 為發牌及續牌而進行的檢驗 Vehicle Examination for Licensing &amp; Re-Licensing</b> |                       |   |      |   |       |                              |             |                             |             |               |                    |            |           |                       |   |                           |              |               |                      |   |              |   |              |   |               |                            |              |             |
| 驗車數字 No. of vehicle inspections   |                       | 191   | 879  | 296   | 1 282 | 2 155                        | 38          | 603                         | 150         | 122           | 25                 | 11         | 5         | 32                    | 530                                     | 40                        | 40           | 386           | 55                   | 34                                      | 18           | 1 028                                   | 310          | -                                       | 44            | -                          | 8 274        |             |
| 首次檢驗<br>First<br>Inspection   | 及格<br>Passed          | 189   | 779  | 295   | 1 193 | 2 153                        | 38          | 343                         | 83          | 67            | 13                 | 5          | -         | 20                    | 408                                     | 36                        | 40           | 377           | 50                   | 32                                      | 14           | 739                                     | 297          | -                                       | 40            | -                          | 7 211        |             |
|   | 不及格<br>Failed         | -   | -    | -   | -     | -                            | -           | -                           | -           | -             | -                  | 1          | 5         | -                     | 6                                       | 2                         | -            | -             | -                    | -                                       | -            | -                                       | -            | -                                       | -             | -                          | -            | 14          |
| 其他檢驗<br>Other<br>Inspection   | 覆驗<br>Re-checks       | 2   | 53   | 1   | 45    | 1                            | -           | 1                           | -           | 1             | -                  | -          | -         | -                     | 40                                      | -                         | -            | 5             | 3                    | 1                                       | 2            | 136                                     | 6            | -                                       | 2             | -                          | 299          |             |
|   | 突擊檢驗<br>Spot checks   | -   | -    | -   | -     | -                            | -           | 200                         | 54          | 37            | 10                 | 3          | -         | 7                     | 29                                      | 1                         | -            | -             | -                    | -                                       | -            | -                                       | -            | -                                       | -             | -                          | -            | 341         |
| 不送檢<br>Did not attend   | 車架檢驗<br>Frame checks  | -   | -    | -   | -     | -                            | -           | -                           | -           | -             | 1                  | -          | -         | -                     | -                                       | -                         | -            | -             | -                    | -                                       | -            | -                                       | -            | -                                       | -             | -                          | 1            |             |
|   | Did not attend        | -   | 5    | 1   | 7     | 91                           | -           | -                           | -           | -             | -                  | -          | -         | -                     | 10                                      | -                         | -            | -             | -                    | -                                       | 1            | 31                                      | 3            | -                                       | 1             | -                          | 150          |             |
| 預約數字 No. of Appointments  |                       | 191   | 884  | 297   | 1 289 | 2 246                        | 38          | 603                         | 150         | 122           | 25                 | 11         | 5         | 32                    | 540                                     | 40                        | 40           | 386           | 55                   | 34                                      | 19           | 1 059                                   | 313          | -                                       | 45            | -                          | 8 424        |             |
| 暫停牌照<br>Suspension Orders   |                       | -   | -    | -   | -     | -                            | -           | -                           | -           | -             | -                  | -          | -         | -                     | 2                                       | -                         | -            | -             | -                    | -                                       | -            | 8                                       | -            | -                                       | -             | -                          | 10           |             |
| <b>B. 其他檢驗 Other Examination</b>  |                       |   |      |   |       |                              |             |                             |             |               |                    |            |           |                       |   |                           |              |               |                      |   |              |   |              |   |               |                            |              |             |
| 驗車數字 No. of vehicle inspections   |                       | 59  | 391  | 7   | 59    | -                            | -           | 4                           | -           | 2             | -                  | -          | -         | -                     | 10                                      | -                         | -            | 20            | 3                    | -                                       | 296          | -                                       | -            | 12                                      | -             | 6                          | 869          |             |
| VIO 檢驗<br>VIO<br>Inspection   | 及格<br>Passed          | 18  | 219  | 2   | 35    | -                            | -           | -                           | -           | -             | -                  | -          | -         | -                     | 7                                       | -                         | -            | 11            | 3                    | -                                       | 153          | -                                       | -            | 5                                       | -             | 1                          | 454          |             |
|   | 不及格<br>Failed         | 1   | 36   | 1   | 2     | -                            | -           | -                           | -           | -             | -                  | -          | -         | -                     | -                                       | -                         | -            | -             | -                    | -                                       | 15           | -                                       | -            | 1                                       | -             | -                          | 56           |             |
| 警方對涉及意外車輛的檢驗<br>Police Accident Inspection                                  | 不送檢<br>Did not attend | 4   | 80   | -   | 2     | -                            | -           | -                           | -           | -             | -                  | -          | -         | -                     | 1                                       | -                         | -            | 1             | -                    | -                                       | 47           | -                                       | -            | 4                                       | -             | -                          | 139          |             |
|   | Did not attend        | 27  | 91   | 4   | 22    | -                            | -           | 4                           | -           | 2             | -                  | -          | -         | -                     | 3                                       | -                         | -            | 8             | -                    | -                                       | 49           | -                                       | -            | 1                                       | -             | 5                          | 216          |             |
| 警方為執法和控制交通而進行的檢驗<br>Police Enforcement and Control Inspection               |                       | 13  | 45   | -   | -     | -                            | -           | -                           | -           | -             | -                  | -          | -         | -                     | -                                       | -                         | -            | 1             | -                    | -                                       | 79           | -                                       | -            | 5                                       | -             | -                          | 143          |             |
| 預約總數<br>Total Appointments  |                       | 63  | 471  | 7   | 61    | -                            | -           | 4                           | -           | 2             | -                  | -          | -         | -                     | 11                                      | -                         | -            | 21            | 3                    | -                                       | 343          | -                                       | -            | 16                                      | -             | 6                          | 1 008        |             |
| 暫停牌照<br>Suspension Orders   |                       | -   | 8    | 1   | -     | -                            | -           | -                           | -           | -             | -                  | -          | -         | -                     | -                                       | -                         | -            | -             | -                    | -                                       | 3            | -                                       | -            | -                                       | -             | -                          | 12           |             |

註： (1) 車輛檢驗祇包括登記前、重行登記及特定的檢驗。

Notes : (1) Vehicle examinations only include pre-registration, re-registration and miscellaneous examinations.

COR - 檢驗汽車機械及格證書  
COF - 機動車輛全面檢驗及格證書  
VIO - 車輛檢驗事務處

COR - Certificate of Road-worthiness  
COF - Certificate of Fitness  
VIO - Vehicle Inspection Office

表 4.5 (續)

Table 4.5 (cont'd)

2007/11

|   |              | 其他驗車中心為續牌而進行的檢驗<br>Vehicle Inspections at Other Centres for Re-Licensing |                             |                               |                                 |       |                |             |
|---|--------------|--|-----------------------------|-------------------------------|---------------------------------|-------|----------------|-------------|
|   |              | 私家車<br>Private Car   | 輕型貨車<br>Light Goods Vehicle |                               | 中型貨車<br>Medium Goods Vehicle    |       | 拖架<br>Trailers | 總計<br>Total |
|   |              |  | 少於1.9公噸<br><1.9 tonnes      | 1.9至5.5公噸<br>1.9 - 5.5 tonnes | > 5.5至16公噸<br>> 5.5 - 16 tonnes |       |                |             |
| <b>A. 新九龍灣驗車中心 New Kowloon Bay Vehicle Examination Centre</b> |              |  |                             |                               |                                 |       |                |             |
| 驗車數字 No. of vehicle inspections                               |              | -  | -                           | 6 271                         | 2 528                           | 1 332 | 10 131         |             |
| 首次檢驗<br>First Inspection                                      | 及格 Passed    | -  | -                           | 5 430                         | 2 036                           | 1 115 | 8 581          |             |
|   | 不及格 Failed   | -  | -                           | 322                           | 187                             | 55    | 564            |             |
| 其他檢驗<br>Other Inspection                                      | 覆驗 Re-checks | -  | -                           | 519                           | 305                             | 162   | 986            |             |
| 不送檢 Did not attend  |              | -  | -                           | 173                           | 88                              | 39    | 300            |             |
| 預約數字 No. of Appointments                                      |              | -  | -                           | 6 444                         | 2 616                           | 1 371 | 10 431         |             |
| 暫停牌照 Suspension Orders  |              | -  | -                           | 19                            | 22                              | 18    | 59             |             |
| <b>B. 指定車輛驗車中心 Designated Car Testing Centre</b>              |              |  |                             |                               |                                 |       |                |             |
| 驗車數字 No. of vehicle inspections                               |              | 18 887   | 58                          | -                             | -                               | -     | 18 945         |             |
| 首次檢驗<br>First Inspection                                      | 及格 Passed    | 16 725   | 51                          | -                             | -                               | -     | 16 776         |             |
|   | 不及格 Failed   | 1 137  | 3                           | -                             | -                               | -     | 1 140          |             |
| 其他檢驗<br>Other Inspection                                      | 覆驗 Re-checks | 1 025  | 4                           | -                             | -                               | -     | 1 029          |             |
| 不送檢 Did not attend  |              | -  | -                           | -                             | -                               | -     | -              |             |
| 預約數字 No. of Appointments                                      |              | 18 887   | 58                          | -                             | -                               | -     | 18 945         |             |
| 暫停牌照 Suspension Orders  |              | 32   | -                           | -                             | -                               | -     | 32             |             |

資料來源：車輛安全及標準部

Source : Vehicle Safety and Standards Division

第五組:駕駛執照、違例駕駛及檢控數字

Section 5 : Driving Licences, Offence and Prosecution Statistics

表 5.1(a) : 月底駕駛執照持有人統計數字 (2007年11月)

Table 5.1(a) : Driving Licence Holders Statistics as at End of the Month (November 2007)

2007/11

| 類別<br>Type  | 有效執照<br>Valid Licence | 過期執照<br>Expired Licence     |                       |
|---|-----------------------|-----------------------------|-----------------------|
|   |                       | 不超過 3 年<br>Not over 3 years | 3 年以上<br>Over 3 years |
| 正式駕駛執照持有人<br>Full Driving Licence Holders         | 1 805 915             | 109 442                     | 477 233               |
| 駕駛教師執照持有人<br>Driving Instructor Licence Holders   | 1 428                 | 472                         | 3 955                 |
| 暫准駕駛執照持有人<br>Probationary Driving Licence Holders | 4 704                 | 16 725                      | 14 337                |
| 學習駕駛執照持有人<br>Learner's Driving Licence Holders    | 62 799                | 1 324 967                   |                       |

表 5.1(b) : 月底按車輛種類劃分的正式及學習駕駛執照統計數字 (2007年11月)

Table 5.1(b) : Breakdown of Full and Learner's Driving Licence by Vehicle Class as at End of the Month (November 2007)

2007/11

| 代號<br>Code | 車輛種類<br>Vehicle Class |                         | 有效執照<br>Valid Licence                  |                                   | 過期執照<br>Expired Licence                |                                |                       |
|------------|-----------------------|-------------------------|--|-----------------------------------|--|--------------------------------|-----------------------|
|            | 種類<br>Class           |                         | 學習駕駛執照<br>Learner's<br>Driving Licence | 正式駕駛執照<br>Full<br>Driving Licence | 學習駕駛執照<br>Learner's<br>Driving Licence | 正式駕駛執照<br>Full Driving Licence |                       |
|            |                       |                         |  |                                   |  | 不超過 3 年<br>Not over 3 years    | 3 年以上<br>Over 3 years |
| 1          | 私家車                   | Private Car             | 31 883                                 | 1 792 362                         | 338 092                                | 108 675                        | 470 305               |
| 2          | 輕型貨車                  | Light Goods Vehicle     | 25 969                                 | 1 298 893                         | 434 230                                | 85 947                         | 426 403               |
| 3          | 電單車                   | Motor Cycle             | 2 833                                  | 206 251                           | 69 832                                 | 10 253                         | 46 875                |
| 4          | 私家小巴                  | Private Light Bus       | 3 886                                  | 181 219                           | 43 827                                 | 11 338                         | 33 927                |
| 5          | 公共小巴                  | Public Light Bus        | 3 896                                  | 175 305                           | 44 123                                 | 10 698                         | 31 390                |
| 6          | 的士                    | Taxi                    | -                                      | 216 520                           | -                                      | 14 922                         | 33 026                |
| 9          | 私家巴士                  | Private Bus             | 4 916                                  | 119 843                           | 159 007                                | 3 958                          | 6 356                 |
| 10         | 公共巴士                  | Public Bus              | 4 919                                  | 120 511                           | 159 193                                | 4 500                          | 9 585                 |
| 15         | 傷殘者車輛                 | Invalid Carriage        | -                                      | -                                 | -                                      | -                              | 4                     |
| 16         | 政府車輛                  | Government Vehicle      | 526                                    | 30 171                            | 3 490                                  | 867                            | 2 782                 |
| 17         | 專營巴士                  | Franchised Bus          | 43                                     | 19 373                            | 946                                    | 645                            | 752                   |
| 18         | 中型貨車                  | Medium Goods Vehicle    | 4 054                                  | 182 655                           | 100 324                                | 9 022                          | 28 370                |
| 19         | 重型貨車                  | Heavy Goods Vehicle     | 6 537                                  | 105 705                           | 175 794                                | 6 968                          | 27 168                |
| 20         | 掛接式車輛                 | Articulated Vehicle     | 1 610                                  | 42 060                            | 46 122                                 | 839                            | 775                   |
| 21         | 特別用途車輛                | Special Purpose Vehicle | -                                      | 7 458                             | -                                      | 175                            | 85                    |
| 22         | 機動三輪車                 | Motor Tricycle          | 2 808                                  | 206 244                           | 59 860                                 | 10 248                         | 20 570                |

資料來源: 牌照電腦計劃及牌照事務部

Source : VALID & Licensing Division



表 5.1(c) : 月底按車輛種類劃分的暫准駕駛執照統計數字 (2007年11月)

Table 5.1(c) : Breakdown of Probationary Driving Licence as at End of the Month (November 2007)

2007/11

| 代號<br>Code | 車輛種類<br>Vehicle Class |                | 有效執照<br>Valid Licence      | 過期執照<br>Expired Licence     |                       |
|------------|-----------------------|----------------|----------------------------|-----------------------------|-----------------------|
|            | 種類<br>Class           |                | 暫准駕駛執照<br>Probationary D/L | 不超過 3 年<br>Not over 3 years | 3 年以上<br>Over 3 years |
| 3          | 電單車                   | Motor Cycle    | 4 681                      | 1 757                       | 571                   |
| 22         | 機動三輪車                 | Motor Tricycle | 4 681                      | 1 758                       | 571                   |

表 5.1(d) : 月內按車輛種類劃分已簽發 / 批核的正式駕駛執照數目 (2007年11月)

Table 5.1(d) : Number of Full Driving Licences Issued / Endorsed by Vehicle Class During the Month (November 2007)

2007/11

| 代號<br>Code | 車輛種類 Vehicle Class |                         | 新簽發 New Issue    |                      | 批核 Endorsement   |                      | 總計<br>Total |
|------------|--------------------|-------------------------|------------------|----------------------|------------------|----------------------|-------------|
|            | 種類<br>Class        |                         | 經考試<br>With Test | 未經考試<br>Without Test | 經考試<br>With Test | 未經考試<br>Without Test |             |
| 1          | 私家車                | Private Car             | 3 260            | 2 716                | 74               | 3                    | 6 053       |
| 2          | 輕型貨車               | Light Goods Vehicle     | 2 131            | 970                  | 125              | 16                   | 3 242       |
| 3          | 電單車                | Motor Cycle             | 108              | 567                  | 344              | 26                   | 1 045       |
| 4          | 私家小巴               | Private Light Bus       | -                | -                    | 295              | 5                    | 300         |
| 5          | 公共小巴               | Public Light Bus        | -                | -                    | 295              | 5                    | 300         |
| 6          | 的士                 | Taxi                    | -                | -                    | 203              | -                    | 203         |
| 9          | 私家巴士               | Private Bus             | -                | -                    | 272              | 1                    | 273         |
| 10         | 公共巴士               | Public Bus              | -                | -                    | 272              | 1                    | 273         |
| 15         | 傷殘者車輛              | Invalid Carriage        | -                | -                    | -                | -                    | -           |
| 16         | 政府車輛               | Government Vehicle      | -                | -                    | -                | 121                  | 121         |
| 17         | 專營巴士               | Franchised Bus          | -                | -                    | 22               | -                    | 22          |
| 18         | 中型貨車               | Medium Goods Vehicle    | -                | -                    | 282              | 7                    | 289         |
| 19         | 重型貨車               | Heavy Goods Vehicle     | -                | -                    | 87               | -                    | 87          |
| 20         | 掛接式車輛              | Articulated Vehicle     | -                | -                    | 35               | -                    | 35          |
| 21         | 特別用途車輛             | Special Purpose Vehicle | -                | -                    | -                | 38                   | 38          |
| 22         | 機動三輪車              | Motor Tricycle          | 108              | 567                  | 344              | 26                   | 1 045       |

資料來源: 牌照電腦計劃及牌照事務部

Source : VALID & Licensing Division

表 5.1(e) : 月內按車輛種類劃分已簽發 / 批核的暫准駕駛執照數目 (2007年11月)

Table 5.1(e) : Number of Probationary Driving Licences Issued / Endorsed During the Month (November 2007)

2007/11

| 代號<br>Code | 車輛種類<br>Vehicle Class   | 新簽發<br>New Issues | 批核<br>Endorsement | 總計<br>Total |
|------------|-------------------------|-------------------|-------------------|-------------|
| 3          | 電單車<br>Motor Cycle      | 404               | -                 | 404         |
| 22         | 機動三輪車<br>Motor Tricycle | 404               | -                 | 404         |

表 5.1(f) : 月內簽發的學習駕駛執照及駕駛測驗表格數目 (2007年11月)

Table 5.1(f) : Issue of Learner's Driving Licences and Test Forms During the Month (November 2007)

2007/11

| 項目<br>Item                          | 新簽發<br>New Issues | 續期<br>Renewals |
|-------------------------------------|-------------------|----------------|
| 學習駕駛執照<br>Learner's Driving Licence | 3 586             | 1 529          |
| 駕駛測驗表格<br>Driving Test Form         | 9 977             | -              |

資料來源: 牌照電腦計劃及牌照事務部

Source : VALID & Licensing Division

表 5.2 : 月內按考試類別劃分之計劃及已進行的駕駛考試次數 (2007年11月)

Table 5.2 : Driving Tests Planned and Conducted During the Month by Type of Test (November 2007)

2007/11

| 考試類別<br>Type of Test                          |                            | (a) 政府考試中心 Government Test Centres |                                  |  |                    |  |                 |                      |                            |                 |          |
|---|----------------------------|------------------------------------|----------------------------------|--|--------------------|--|-----------------|----------------------|----------------------------|-----------------|----------|
|   |                            | 計劃進行的考試<br>No. of Tests Planned    | 已進行的考試<br>No. of Tests Conducted |  |                    |  |                 | 差額<br>Wastage        |                            |                 |          |
|   |                            |                                    | 及格 Passed                        |  | 不及格 Failed         |  | 小計<br>Sub-total | 缺席<br>Did not attend | 沒有考試<br>Test not conducted | 小計<br>Sub-total | 百分比<br>% |
|   |                            |                                    | 數目<br>No.                        | 百分比 <sup>(1)</sup><br>% <sup>(1)</sup> | 數目<br>No.          | 百分比 <sup>(1)</sup><br>% <sup>(1)</sup> |                 |                      |                            |                 |          |
| 甲部<br>Part 'A'                                | 電腦筆試 Computer Written Test | 1 900                              | 1 604                            | 88                                     | 224                | 12                                     | 1 828           | 72                   | -                          | 72              | 4        |
| 私家車合併試<br>Private Car Combined Tests          | 全部 Full Part               | 1 235                              | 364                              | 35                                     | 255 <sup>(2)</sup> | 24 <sup>(2)</sup>                      | 1 052           | 152                  | 31                         | 183             | 15       |
|   | 乙部 Part B                  |                                    | 372                              | 35                                     |                    |  |                 |                      |                            |                 |          |
|   | 丙部 Part C                  |                                    | 61                               | 6                                      |                    |  |                 |                      |                            |                 |          |
| 私家車部分考試<br>Private Car Partial Test           | 乙部 Part B                  | 74                                 | 55                               | 80                                     | 14                 | 20                                     | 69              | 5                    | -                          | 5               | 7        |
|   | 丙部 Part C                  | 278                                | 198                              | 73                                     | 73                 | 27                                     | 271             | 5                    | 2                          | 7               | 3        |
| 輕型貨車合併試<br>Light Goods Vehicle Combined Tests | 全部 Full Part               | 2 260                              | 634                              | 32                                     | 475 <sup>(2)</sup> | 24 <sup>(2)</sup>                      | 2 005           | 205                  | 50                         | 255             | 11       |
|   | 乙部 Part B                  |                                    | 790                              | 39                                     |                    |  |                 |                      |                            |                 |          |
|   | 丙部 Part C                  |                                    | 106                              | 5                                      |                    |  |                 |                      |                            |                 |          |
| 輕型貨車部分考試<br>Light Goods Vehicle Partial Test  | 乙部 Part B                  | 115                                | 81                               | 73                                     | 30                 | 27                                     | 111             | 4                    | -                          | 4               | 3        |
|   | 丙部 Part C                  | 777                                | 527                              | 71                                     | 214                | 29                                     | 741             | 28                   | 8                          | 36              | 5        |
| 電單車<br>Motor Cycle                            | 丙部 Part C                  | 131                                | 61                               | 58                                     | 45                 | 42                                     | 106             | 11                   | 14                         | 25              | 19       |
| 貨車<br>Goods Vehicle                           | 中型 Medium                  | 304                                | 190                              | 66                                     | 96                 | 34                                     | 286             | 14                   | 4                          | 18              | 6        |
|   | 重型 Heavy                   | 128                                | 63                               | 55                                     | 51                 | 45                                     | 114             | 11                   | 3                          | 14              | 11       |
| 巴士<br>Bus                                     | 專營 Franchised              | 22                                 | 22                               | 100                                    | -                  | -                                      | 22              | -                    | -                          | -               | -        |
|   | 私家/公共 Private/Public       | 351                                | 214                              | 65                                     | 114                | 35                                     | 328             | 21                   | 2                          | 23              | 7        |
| 公共小巴<br>Public Light Bus                      |                            | 72                                 | 39                               | 58                                     | 28                 | 42                                     | 67              | 5                    | -                          | 5               | 7        |
| 的士<br>Taxi                                    | 電腦筆試 Computer Written Test | 669                                | 156                              | 34                                     | 300                | 66                                     | 456             | 212                  | 1                          | 213             | 32       |
| 掛接式車輛<br>Articulated Vehicle                  |                            | 70                                 | 40                               | 63                                     | 24                 | 38                                     | 64              | 6                    | -                          | 6               | 9        |
| 合計<br>Overall                                 |                            | 8 386                              | 5 577                            | 74                                     | 1 943              | 26                                     | 7 520           | 751                  | 115                        | 866             | 10       |

註： (1) 在個別考試類別中佔已進行考試的百分比。  
(2) 乙部及丙部二者皆不及格的數字。

Notes: (1) As a percentage of number of tests conducted in the respective types of test.  
(2) Figure showing both Part B and Part C failed.

表 5.2 (續)  
Table 5.2 (cont'd)

2007/11

| 考試類別<br>Type of Test                                      |                               | (b) 香港駕駛學院 Hong Kong School of Motoring |                                  |  |                   |  |                 |                      |                            |                 |          |
|---|-------------------------------|---|----------------------------------|--|-------------------|--|-----------------|----------------------|----------------------------|-----------------|----------|
|   |                               | 計劃進行的考試<br>No. of Tests Planned         | 已進行的考試<br>No. of Tests Conducted |  |                   |  |                 | 差額<br>Wastage        |                            |                 |          |
|   |                               |   | 及格 Passed                        |  | 不及格 Failed        |  | 小計<br>Sub-total | 缺席<br>Did not attend | 沒有考試<br>Test not conducted | 小計<br>Sub-total | 百分比<br>% |
|   |                               |   | 數目<br>No.                        | 百分比 <sup>(1)</sup><br>% <sup>(1)</sup> | 數目<br>No.         | 百分比 <sup>(1)</sup><br>% <sup>(1)</sup> |                 |                      |                            |                 |          |
| 甲部<br>Part 'A'  | 電腦筆試<br>Computer Written Test | 1 161                                   | 1 014                            | 90                                     | 117               | 10                                     | 1 131           | 30                   | -                          | 30              | 3        |
| 私家車合併試<br>Private Car Combined Tests                      | 全部<br>Full Part               | 280                                     | 153                              | 56                                     | 31 <sup>(2)</sup> | 11 <sup>(2)</sup>                      | 274             | 3                    | 3                          | 6               | 2        |
|   | 乙部<br>Part B                  |   | 69                               | 25                                     |                   |  |                 |                      |                            |                 |          |
|   | 丙部<br>Part C                  |   | 21                               | 8                                      |                   |  |                 |                      |                            |                 |          |
| 私家車部分考試<br>Private Car Partial Test                       | 乙部<br>Part B                  | 19                                      | 17                               | 89                                     | 2                 | 11                                     | 19              | -                    | -                          | -               | -        |
|   | 丙部<br>Part C                  | 105                                     | 79                               | 77                                     | 24                | 23                                     | 103             | 1                    | 1                          | 2               | 2        |
| 香港駕駛學院私家車漸進課程<br>HKSM Private Car Gradual Course          | 乙部<br>Part B                  | 376                                     | 270                              | 75                                     | 92                | 25                                     | 362             | 5                    | 9                          | 14              | 4        |
|   | 丙部<br>Part C                  | 381                                     | 278                              | 74                                     | 96                | 26                                     | 374             | 4                    | 3                          | 7               | 2        |
| 輕型貨車合併試<br>Light Goods Vehicle Combined Tests             | 全部<br>Full Part               | 351                                     | 184                              | 54                                     | 26 <sup>(2)</sup> | 8 <sup>(2)</sup>                       | 340             | 3                    | 8                          | 11              | 3        |
|   | 乙部<br>Part B                  |   | 123                              | 36                                     |                   |  |                 |                      |                            |                 |          |
|   | 丙部<br>Part C                  |   | 7                                | 2                                      |                   |  |                 |                      |                            |                 |          |
| 輕型貨車部分考試<br>Light Goods Vehicle Partial Test              | 乙部<br>Part B                  | 21                                      | 16                               | 80                                     | 4                 | 20                                     | 20              | -                    | 1                          | 1               | 5        |
|   | 丙部<br>Part C                  | 266                                     | 183                              | 72                                     | 72                | 28                                     | 255             | 5                    | 6                          | 11              | 4        |
| 香港駕駛學院輕型貨車漸進課程<br>HKSM Light Goods Vehicle Gradual Course | 乙部<br>Part B                  | 692                                     | 541                              | 81                                     | 123               | 19                                     | 664             | 10                   | 18                         | 28              | 4        |
|   | 丙部<br>Part C                  | 807                                     | 536                              | 68                                     | 257               | 32                                     | 793             | 8                    | 6                          | 14              | 2        |
| 電單車<br>Motor Cycle  | 乙部<br>Part B                  | 356                                     | 251                              | 74                                     | 87                | 26                                     | 338             | 9                    | 9                          | 18              | 5        |
|   | 丙部<br>Part C                  | 476                                     | 258                              | 67                                     | 126               | 33                                     | 384             | 23                   | 69                         | 92              | 19       |
| 貨車<br>Goods Vehicle                                       | 中型<br>Medium                  | 81                                      | 45                               | 56                                     | 35                | 44                                     | 80              | 1                    | -                          | 1               | 1        |
| 私家/公共巴士<br>Private/Public Bus                             |                               | 58                                      | 36                               | 64                                     | 20                | 36                                     | 56              | -                    | 2                          | 2               | 3        |
| 掛接式車輛<br>Articulated Vehicle                              |                               | 17                                      | 9                                | 64                                     | 5                 | 36                                     | 14              | 1                    | 2                          | 3               | 18       |
| 合計<br>Overall   |                               | 5 447                                   | 4 090                            | 79                                     | 1 117             | 21                                     | 5 207           | 103                  | 137                        | 240             | 4        |

表 5.2 (續)  
Table 5.2 (cont'd)

2007/11

| 考試類別<br>Type of Test                           |                               | (c) 觀塘駕駛學院 Kwun Tong Driving School |                                  |  |            |  |                 |                      |                            |                 |          |
|--|-------------------------------|-------------------------------------|----------------------------------|--|------------|--|-----------------|----------------------|----------------------------|-----------------|----------|
|  |                               | 計劃進行的考試<br>No. of Tests Planned     | 已進行的考試<br>No. of Tests Conducted |  |            |  |                 | 差額<br>Wastage        |                            |                 |          |
|  |                               |                                     | 及格 Passed                        |  | 不及格 Failed |  | 小計<br>Sub-total | 缺席<br>Did not attend | 沒有考試<br>Test not conducted | 小計<br>Sub-total | 百分比<br>% |
|  |                               |                                     | 數目<br>No.                        | 百分比 <sup>(1)</sup><br>% <sup>(1)</sup> | 數目<br>No.  | 百分比 <sup>(1)</sup><br>% <sup>(1)</sup> |                 |                      |                            |                 |          |
| 甲部<br>Part 'A'                                 | 電腦筆試<br>Computer Written Test | 163                                 | 144                              | 89                                     | 18         | 11                                     | 162             | 1                    | -                          | 1               | 1        |
| 私家車漸進課程<br>Private Car Gradual Course          | 乙部<br>Part B                  | 50                                  | 38                               | 79                                     | 10         | 21                                     | 48              | 2                    | -                          | 2               | 4        |
|  | 丙部<br>Part C                  | 44                                  | 30                               | 70                                     | 13         | 30                                     | 43              | 1                    | -                          | 1               | 2        |
| 輕型貨車漸進課程<br>Light Goods Vehicle Gradual Course | 乙部<br>Part B                  | 82                                  | 70                               | 89                                     | 9          | 11                                     | 79              | 2                    | 1                          | 3               | 4        |
|  | 丙部<br>Part C                  | 93                                  | 59                               | 63                                     | 34         | 37                                     | 93              | -                    | -                          | -               | -        |
| 電單車<br>Motor Cycle                             | 乙部<br>Part B                  | 202                                 | 169                              | 85                                     | 30         | 15                                     | 199             | 2                    | 1                          | 3               | 1        |
|  | 丙部<br>Part C                  | 76                                  | 39                               | 54                                     | 33         | 46                                     | 72              | 3                    | 1                          | 4               | 5        |
| 合計<br>Overall                                  |                               | 710                                 | 549                              | 79                                     | 147        | 21                                     | 696             | 11                   | 3                          | 14              | 2        |

資料來源： 駕駛事務組

Source : Driving Services Section

表 5.3(a) : 月底時按考試類別及地區劃分的駕駛考試輪候時間 — 政府考試中心 (2007年11月)

Table 5.3(a) : Waiting Time for Driving Tests as at End of the Month by Type of Test by Region - Government Test Centres (November 2007)

2007/11

| 考試類別<br>Type of Test                                       |   |       | 地區 Region                               |  |                                     |  |   |  |                                     |  |
|--|---|-------|---|--|-------------------------------------|--|---|--|-------------------------------------|--|
|  |   |       | 香港區<br>Hong Kong Region                 |  |                                     |  | 九龍及新界區<br>Kowloon and N.T. Region       |  |                                     |  |
|  |   |       | 輪候人數<br>No. of<br>Candidates<br>Waiting | 預約考試<br>最早日期<br>Date of<br>Earliest<br>Appointment | 輪候時間 (以日計)<br>Waiting Time (in Day) |  | 輪候人數<br>No. of<br>Candidates<br>Waiting | 預約考試<br>最早日期<br>Date of<br>Earliest<br>Appointment | 輪候時間 (以日計)<br>Waiting Time (in Day) |  |
|  |   |       |   |  | 本月<br>Current<br>Month              | 與上月比較<br>Compared with<br>Previous Month |   |  | 本月<br>Current<br>Month              | 與上月比較<br>Compared with<br>Previous Month |
| 甲部<br>Part 'A'   | 電腦筆試 <sup>(1)</sup><br>Computer Written Test <sup>(1)</sup> | -     | -                                       | -  | -                                   | 2 364                                    | 15.01.2008                              | 46   | +12                                 |  |
| 私家車<br>Private Car   | 乙部<br>Part B  | 41    | 31.01.2008                              | 62   | +1                                  | 35                                       | 22.01.2008                              | 53   | -1                                  |  |
|  | 丙部<br>Part C  | 176   | 15.02.2008                              | 77   | +1                                  | 382                                      | 14.02.2008                              | 76   | -1                                  |  |
|  | 合併<br>Combined  | 674   | 15.02.2008                              | 77   | -2                                  | 1 528                                    | 05.02.2008                              | 67   | -9                                  |  |
| 輕型貨車<br>Light Goods Vehicle                                | 乙部<br>Part B  | 15    | 07.01.2008                              | 38   | -30                                 | 251                                      | 11.02.2008                              | 73   | -9                                  |  |
|  | 丙部<br>Part C  | 456   | 14.02.2008                              | 76   | -7                                  | 1 639                                    | 15.02.2008                              | 77   | +5                                  |  |
|  | 合併<br>Combined  | 1 008 | 18.02.2008                              | 80   | +2                                  | 4 866                                    | 19.02.2008                              | 81   | -1                                  |  |
| 電單車<br>Motor Cycle   | 丙部<br>Part C  | 1     | 31.12.2007                              | 31   | -30                                 | 564                                      | 31.01.2008                              | 62   | -8                                  |  |
| 貨車<br>Goods Vehicle  | 中型<br>Medium  | 164   | 05.02.2008                              | 67   | -9                                  | 694                                      | 15.02.2008                              | 77   | -5                                  |  |
|  | 重型 <sup>(2)</sup><br>Heavy <sup>(2)</sup>                   | -     | -                                       | -  | -                                   | 217                                      | 18.02.2008                              | 80   | +32                                 |  |
| 巴士<br>Bus  | 專營 <sup>(3)</sup><br>Franchised <sup>(3)</sup>              | -     | -                                       | -  | -                                   | -  | -                                       | -  | -                                   |  |
|  | 私家/公共<br>Private/Public                                     | 276   | 14.02.2008                              | 76   | -                                   | 628                                      | 20.02.2008                              | 82   | -                                   |  |
| 公共小巴<br>Public Light Bus                                   |   | 19    | 28.01.2008                              | 59   | -16                                 | 69                                       | 19.02.2008                              | 81   | +24                                 |  |
| 的士<br>Taxi   | 電腦筆試 <sup>(1)</sup><br>Computer Written Test <sup>(1)</sup> | -     | -                                       | -  | -                                   | 1 389                                    | 21.01.2008                              | 52   | +1                                  |  |
| 掛接式車輛 <sup>(2)</sup><br>Articulated Vehicle <sup>(2)</sup> |   | -     | -                                       | -  | -                                   | 95                                       | 29.01.2008                              | 60   | -18                                 |  |
| 總計<br>Total  |   | 2 830 |   |  |                                     | 14 721                                   |   |  |                                     |  |

註：(1) 電腦筆試只在九龍及新界區舉行。

(2) 重型貨車和掛接式車輛的駕駛考試只在九龍及新界區舉行。

(3) 專營巴士的駕駛考試只在巴士公司要求下才舉行。

Notes : (1) Computer written test are available at Kowloon and N.T. Region.

(2) Driving tests for heavy goods vehicle and articulated vehicle are available at Kowloon and N.T. Region only.

(3) Driving tests for franchised bus are held on request by bus companies.

資料來源：駕駛事務組

Source : Driving Services Section

表 5.3(b) : 月底時按考試類別及試場劃分的駕駛考試輪候時間 — 香港駕駛學院 (2007年11月)

Table 5.3(b) : Waiting Time for Driving Tests as at End of the Month by Type of Test by Test Centre Location - Hong Kong School of Motoring (November 2007)

2007/11

| 考試類別<br>Type of Test  |  | 試場 Test Centre Location                                   |  |                                     |  |   |  |                                     |  |   |  |                                     |  |
|---|--|---|--|-------------------------------------|--|---|--|-------------------------------------|--|---|--|-------------------------------------|--|
|   |  | 鴨脷洲試場 <sup>(1)</sup><br>Ap Lei Chau Centre <sup>(1)</sup> |  |                                     |  | 沙田試場<br>Shatin Centre                   |  |                                     |  | 元朗試場<br>Yuen Long Centre                |  |                                     |  |
|   |  | 輪候人數<br>No. of<br>Candidates<br>Waiting                   | 預約考試<br>最早日期<br>Date of<br>Earliest<br>Appointment | 輪候時間 (以日計)<br>Waiting Time (in Day) |  | 輪候人數<br>No. of<br>Candidates<br>Waiting | 預約考試<br>最早日期<br>Date of<br>Earliest<br>Appointment | 輪候時間 (以日計)<br>Waiting Time (in Day) |  | 輪候人數<br>No. of<br>Candidates<br>Waiting | 預約考試<br>最早日期<br>Date of<br>Earliest<br>Appointment | 輪候時間 (以日計)<br>Waiting Time (in Day) |  |
|   |  |   |  | 本月<br>Current<br>Month              | 與上月比較<br>Compared with<br>Previous Month |   |  | 本月<br>Current<br>Month              | 與上月比較<br>Compared with<br>Previous Month |   |  | 本月<br>Current<br>Month              | 與上月比較<br>Compared with<br>Previous Month |
| 甲部<br>Part 'A'  | 電腦筆試<br>Computer Written Test              | 187   | 08.01.2008   | 39                                  | +5                                       | 606                                     | 08.01.2008   | 39                                  | +5                                       | 257                                     | 08.01.2008   | 39                                  | +5                                       |
| 私家車<br>Private Car  | 乙部<br>Part B                               | 58  | 18.01.2008   | 49                                  | +12                                      | 147                                     | 18.01.2008   | 49                                  | +12                                      | 52                                      | 18.01.2008   | 49                                  | +8                                       |
|   | 丙部<br>Part C                               | 69  | 14.01.2008   | 45                                  | +8                                       | 102                                     | 15.01.2008   | 46                                  | +12                                      | 51                                      | 11.01.2008   | 42                                  | +5                                       |
|   | 合併<br>Combined                             | 86  | 28.01.2008   | 59                                  | +5                                       | 180                                     | 01.02.2008   | 63                                  | +6                                       | 63                                      | 29.01.2008   | 60                                  | +3                                       |
| 電單車<br>Motor Cycle  | 乙部<br>Part B                               | 109   | 23.01.2008   | 54                                  | +12                                      | 204                                     | 21.01.2008   | 52                                  | +12                                      | 105                                     | 11.01.2008   | 42                                  | -9                                       |
|   | 丙部<br>Part C                               | 136   | 21.01.2008   | 52                                  | +15                                      | 259                                     | 24.01.2008   | 55                                  | +15                                      | 103                                     | 15.01.2008   | 46                                  | +5                                       |
| 輕型貨車<br>Light Goods Vehicle                                 | 乙部<br>Part B                               | 60  | 07.01.2008   | 38                                  | +3                                       | 303                                     | 15.01.2008   | 46                                  | +12                                      | 136                                     | 15.01.2008   | 46                                  | +10                                      |
|   | 丙部<br>Part C                               | 69  | 04.01.2008   | 35                                  | -  | 437                                     | 15.01.2008   | 46                                  | +11                                      | 206                                     | 16.01.2008   | 47                                  | +11                                      |
|   | 合併<br>Combined                             | 78  | 21.01.2008   | 52                                  | -9                                       | 232                                     | 29.01.2008   | 60                                  | -1                                       | 184                                     | 13.02.2008   | 75                                  | +18                                      |
| 貨車<br>Goods Vehicle   | 中型 <sup>(2)</sup><br>Medium <sup>(2)</sup> | -   | -  | -                                   | -  | 41                                      | 24.01.2008   | 55                                  | +5                                       | 56                                      | 06.02.2008   | 68                                  | -9                                       |
| 掛接式車輛 <sup>(3)</sup><br>Articulated Vehicle <sup>(3)</sup>  |  | -   | -  | -                                   | -  | -                                       | -  | -                                   | -  | 14                                      | 25.01.2008   | 56                                  | -9                                       |
| 私家/公共巴士 <sup>(4)</sup><br>Private/Public Bus <sup>(4)</sup> |  | -   | -  | -                                   | -  | 59                                      | 01.02.2008   | 63                                  | +14                                      | 56                                      | 24.01.2008   | 55                                  | -2                                       |
| 總計<br>Total   |  | 852   |  |                                     |  | 2 570                                   |  |                                     |  | 1 283                                   |  |                                     |  |

註： (1) 黃竹坑試場於2007年1月10日遷址及改名為鴨脷洲試場。  
 (2) 中型貨車的駕駛考試只在沙田試場及元朗試場舉行。  
 (3) 掛接式車輛的駕駛考試只在元朗試場舉行。  
 (4) 私家/公共巴士的駕駛考試只在沙田試場及元朗試場舉行。

Notes : (1) Wong Chuk Hang Centre was relocated and renamed as Ap Lei Chau Centre on 10.1.2007.  
 (2) Driving tests for medium goods vehicle are available at Shatin Centre and Yuen Long Centre only.  
 (3) Driving tests for articulated vehicle are available at Yuen Long Centre only.  
 (4) Driving tests for private/public bus are available at Shatin Centre and Yuen Long Centre only.

表 5.3(c) : 月底時按考試類別劃分的駕駛考試輪候時間 — 觀塘駕駛學院 (2007年11月)

Table 5.3(c) : Waiting Time for Driving Tests as at End of the Month by Type of Test - Kwun Tong Driving School (November 2007)

2007/11

| 考試類別<br>Type of Test        |                               | 輪候人數<br>No. of<br>Candidates Waiting | 預約考試<br>最早日期<br>Date of<br>Earliest Appointment | 輪候時間 (以日計)<br>Waiting Time (in Day) |  |
|-----------------------------|-------------------------------|--------------------------------------|---|-------------------------------------|--|
|                             |                               |                                      |   | 本月<br>Current Month                 | 與上月比較<br>Compared with<br>Previous Month |
| 甲部<br>Part 'A'              | 電腦筆試<br>Computer Written Test | 65                                   | 03.01.2008                                      | 34                                  | -  |
| 私家車<br>Private Car          | 乙部<br>Part B                  | 40                                   | 04.01.2008                                      | 35                                  | -9                                       |
|                             | 丙部<br>Part C                  | 39                                   | 09.01.2008                                      | 40                                  | +5                                       |
| 輕型貨車<br>Light Goods Vehicle | 乙部<br>Part B                  | 34                                   | 04.01.2008                                      | 35                                  | -2                                       |
|                             | 丙部<br>Part C                  | 57                                   | 09.01.2008                                      | 40                                  | +5                                       |
| 電單車<br>Motor Cycle          | 乙部<br>Part B                  | 176                                  | 04.01.2008                                      | 35                                  | -  |
|                             | 丙部<br>Part C                  | 65                                   | 07.01.2008                                      | 38                                  | +5                                       |
| 總計<br>Total                 |                               | 476                                  |   |                                     |  |

資料來源： 駕駛事務組

Source : Driving Services Section



**表 5.4 : 違例駕駛記分制統計數字**  
**Table 5.4 : Statistics of Driving Offence Points System**

2007/11

| 年 / 月<br>Year/Month | 司機記滿 8 - 14 分 <sup>(1)</sup><br>Drivers Incurred 8 - 14 Points <sup>(1)</sup> |                                | 司機記滿15分或以上<br>Drivers Incurred 15 Points and More |                                | 過去五年內被記分<br>的司機數目<br>No. of Drivers Who Have<br>Incurred Points during<br>the Past 5 Years |
|---------------------|---|--------------------------------|---|--------------------------------|--|
|                     | 發出通知書<br>Advice Notices Issued  |                                | 發出傳票<br>Summonses Generated                       |                                |  |
|                     | 期間<br>During the Period   | 自1984年8月25日<br>Since 25.8.1984 | 期間<br>During the Period                           | 自1984年8月25日<br>Since 25.8.1984 |  |
| 2002                | 31 229  | 613 293                        | 2 707   | 68 341                         | 444 237  |
| 2003                | 35 545  | 648 838                        | 3 015   | 71 356                         | 426 402  |
| 2004                | 40 691  | 689 529                        | 3 262   | 74 618                         | 447 459  |
| 2005                | 44 574  | 734 103                        | 3 478   | 78 096                         | 474 005  |
| 2006                | 52 374  | 786 477                        | 4 128   | 82 224                         | 493 749  |
| 2006 / 06           | 3 568   | 758 053                        | 290   | 80 175                         | 483 123  |
| 07                  | 5 080   | 763 133                        | 415   | 80 590                         | 484 733  |
| 08                  | 3 824   | 766 957                        | 293   | 80 883                         | 486 177  |
| 09                  | 4 350   | 771 307                        | 316   | 81 199                         | 487 966  |
| 10                  | 5 810   | 777 117                        | 401   | 81 600                         | 490 233  |
| 11                  | 4 935   | 782 052                        | 339   | 81 939                         | 492 036  |
| 12                  | 4 425   | 786 477                        | 285   | 82 224                         | 493 749  |
| 2007 / 01           | 6 370   | 792 847                        | 409   | 82 633                         | 496 612  |
| 02                  | 5 705   | 798 552                        | 449   | 83 082                         | 499 044  |
| 03                  | 4 608   | 803 160                        | 351   | 83 433                         | 500 416  |
| 04                  | 6 738   | 809 898                        | 511   | 83 944                         | 502 943  |
| 05                  | 5 136   | 815 034                        | 373   | 84 317                         | 505 390  |
| 06                  | 4 802   | 819 836                        | 369   | 84 686                         | 507 113  |
| 07                  | 5 961   | 825 797                        | 426   | 85 112                         | 509 258  |
| 08                  | 4 227   | 830 024                        | 333   | 85 445                         | 510 599  |
| 09                  | 4 711   | 834 735                        | 370   | 85 815                         | 512 575  |
| 10                  | 5 931   | 840 666                        | 515   | 86 330                         | 513 942  |
| 11                  | 4 993   | 845 659                        | 463   | 86 793                         | 515 556  |

註： (1) 在1986年7月前當局發出警告通知書給記滿10 - 14分的司機。

Note : (1) Warning notices were issued to drivers who had incurred 10-14 points before July 1986.

資料來源： 牌照電腦計劃及牌照事務部

Source : VALID & Licensing Division

**第六組：泊車統計數字**  
**Section 6 : Parking Statistics**

**表 6.1 : 政府多層停車場泊車統計數字 (2007年11月)<sup>(1)</sup>**  
**Table 6.1 : Government Multi-storey Car Park Statistics (November 2007)<sup>(1)</sup>**

2007/11

| 地點<br>Location | 啓用日期<br>Opening Date        | 月底時提供的<br>泊車位數量<br>Capacity as at End<br>of the Month | 月內停放<br>車輛架次<br>No. of Vehicles Parked during<br>the Month | 每日平均<br>停放車輛架次<br>Average Daily<br>Vehicles Parked | 每個可供使用車位<br>每日平均停放車輛架次<br>Average Daily No. of<br>Vehicles Parked per<br>Available Space | 使用率 <sup>(2)</sup><br>Utilization Rate <sup>(2)</sup><br>(%) |    |
|----------------|-----------------------------|---|--|--|--|--|----|
| 油麻地            | Yau Ma Tei                  | 12.10.1957  | 772  | 19 511   | 650  | 0.84   | 16 |
| 天星碼頭           | Star Ferry                  | 02.12.1957  | 370  | 19 622   | 654  | 1.77   | 26 |
| 大會堂            | City Hall                   | 12.11.1959  | 165  | 2 826  | 94   | 0.57   | 8  |
| 中間道            | Middle Road                 | 11.01.1965  | 735  | 25 281   | 843  | 1.15   | 23 |
| 林士街            | Rumsey Street               | 01.06.1970  | 855  | 19 578   | 653  | 0.76   | 32 |
| 美利道            | Murray Road                 | 30.07.1973  | 398  | 16 872   | 562  | 1.41   | 28 |
| 香港仔            | Aberdeen                    | 02.07.1981  | 306  | 4 494  | 150  | 0.49   | 38 |
| 葵芳             | Kwai Fong                   | 10.05.1983  | 565  | 2 957  | 99   | 0.17   | 11 |
| 荃灣             | Tsuen Wan                   | 18.07.1983  | 608  | 13 946   | 465  | 0.76   | 23 |
| 荃灣運輸綜合大樓       | Tsuen Wan Transport Complex | 01.04.1986  | 778  | 3 188  | 106  | 0.14   | 8  |
| 筲箕灣            | Shau Kei Wan                | 01.04.1988  | 384  | 7 529  | 251  | 0.65   | 30 |
| 天后             | Tin Hau                     | 01.08.1989  | 435  | 7 191  | 240  | 0.55   | 25 |
| 雙鳳街            | Sheung Fung Street          | 01.09.1989  | 284  | 4 125  | 138  | 0.48   | 24 |
| 堅尼地城           | Kennedy Town                | 15.01.2007  | 195  | 8 625  | 288  | 1.47   | 73 |
| 合計             | Overall                     |   | 6 850  | 155 745  | 5 192  | 0.76   | 23 |

註： (1) 此表只包括由運輸署管理的政府多層停車場，而其他政府停車場則不包括在內。  
(2) 使用率是停車場每月開放期間（每日24小時）車輛的使用「車位小時」，與該期間內停車場可供使用的「車位小時」總數之間的比率。

資料來源： 敏記停車場管理有限公司及信和停車場管理有限公司

Notes : (1) This table includes Government Multi-storey Car Parks managed by the Transport Department only. Other Government car parks are excluded from the table.  
(2) Utilization rate is a ratio between the space-hours taken up by vehicles in a car-park during its operating period (24 hours each day) in a month, and the total space-hours available in the car-park in the period.

Sources : MACK & Company Management Limited & SINO Parking Services Limited

**表 6.2 : 設有收費錶的路旁停車位統計數字 (2007年11月)**  
**Table 6.2 : Metered Parking Space Statistics (November 2007)**

2007/11

|                         | 設有收費錶的路旁停車位數目<br>No. of Metered Parking Space | 與上月收費錶數目的相差額<br>Change in No. of Meters<br>Compared with Last Month | 使用率 <sup>(1)</sup><br>Utilization Rate <sup>(1)</sup><br>(%) |
|-------------------------|---|---|--|
| 香港島<br>Hong Kong Island | 2 596   | -4  | 38.9   |
| 九龍<br>Kowloon           | 6 927   | +16   | 43.7   |
| 新界<br>New Territories   | 8 377   | -4  | 28.2   |
| 合計<br>Overall           | 17 900  | +8  | 36.6   |

註：(1) 設有收費錶的路旁停車位的使用率相等於每個月停車收費錶的收入除以該段期間假設全部收費錶泊滿的收入總額（不包括已暫停使用或取消的停車位）。

Note: (1) The utilization rate is equal to the total meter revenue collection of the month divided by the whole revenue under full utilization during the period (excluding meters which are suspended or cancelled.)

資料來源：香港柏奇有限公司

Source: Hong Kong Parking Ltd.

**表 6.3 : 泊車轉乘停車場泊車統計數字 (上水火車站)<sup>(1)</sup> (2007年11月)**  
**Table 6.3 : Car Park Statistics on the Park and Rides Site (Sheung Shui KCR Station)<sup>(1)</sup> (November 2007)**

2007/11

| 月底時提供的<br>泊車位數量 <sup>(2)</sup><br>Capacity as at<br>End of the Month <sup>(2)</sup> | 月內車輛停泊數目<br>No. of Vehicles Parked during the Month |              |             | 每日平均<br>停放車輛架次<br>Average Daily<br>Vehicles Parked | 每個可供使用車位<br>每日平均停放車輛架次<br>Average Daily No. of Vehicles<br>Parked per Available Space | 使用率 <sup>(3)</sup><br>Utilization Rate <sup>(3)</sup><br>(%) |
|---|---|--------------|-------------|--|---|--|
|   | 泊車轉乘者<br>Park & Rider                               | 其他<br>Others | 總計<br>Total |  |   |  |
| 197   | 882   | 6 932        | 7 814       | 260  | 1.32  | 34   |

註：(1) 泊車轉乘計劃於1997年12月19日開始試行。  
 (2) 其中 160 個車位於每天早上七時至凌晨被安排予泊車轉乘者使用。  
 (3) 使用率是停車場每月開放時間（每日24小時）車輛的使用「車位小時」，與該期間內停車場可供使用的「車位小時」總數之間的比率。

Notes: (1) Park and Ride Scheme was launched on 19.12.1997.  
 (2) 160 spaces are made available to Park & Riders from 7:00 a.m. to midnight each day.  
 (3) Utilization rate is a ratio between the space-hours taken up by vehicles in a car-park during its operating period (24 hours each day) in a month, and the total space-hours available in the car-park in the period.

資料來源：敏記停車場管理有限公司

Source: MACK & Company Management Limited

**第七組：道路交通意外統計數字**  
**Section 7 : Road Traffic Accident Statistics**

**表 7.1** : 按意外嚴重程度及碰撞類別劃分的道路交通意外統計

**Table 7.1** : Road Traffic Accident Statistics by Severity of Accident and Vehicle Collision Type

2007/11

| 年 / 月<br>Year/Month | 意外宗數 No. of Accidents  |                             |               |              |                             |                              |  |
|---------------------|--|-----------------------------|---------------|--------------|-----------------------------|------------------------------|--|
|                     | 道路交通意外總宗數 <sup>(1)</sup><br>Total Traffic Accidents <sup>(1)</sup> | 意外嚴重程度 Severity of Accident |               |              | 碰撞類別 Vehicle Collision Type |                              |  |
|                     |  | 死亡<br>Fatal                 | 重傷<br>Serious | 輕傷<br>Slight | 車撞車<br>Vehicle Vs Vehicle   | 車撞人<br>Vehicle Vs Pedestrian | 車撞物 <sup>(2)</sup><br>Vehicle Vs Object <sup>(2)</sup> |
| 2002                | 15 576   | 162                         | 3 118         | 12 296       | 6 070                       | 4 423                        | 5 083  |
| 2003                | 14 436   | 173                         | 2 674         | 11 589       | 5 355                       | 4 128                        | 4 953  |
| 2004                | 15 026   | 160                         | 2 519         | 12 347       | 5 662                       | 4 162                        | 5 202  |
| 2005                | 15 062   | 139                         | 2 504         | 12 419       | 5 736                       | 4 053                        | 5 273  |
| 2006                | 14 849   | 135                         | 2 315         | 12 399       | 5 685                       | 3 884                        | 5 280  |
| 2006 / 06           | 1 279  | 6                           | 220           | 1 053        | 544                         | 357                          | 378  |
| 07                  | 1 291  | 11                          | 191           | 1 089        | 524                         | 306                          | 461  |
| 08                  | 1 270  | 11                          | 183           | 1 076        | 488                         | 318                          | 464  |
| 09                  | 1 224  | 16                          | 188           | 1 020        | 460                         | 351                          | 413  |
| 10                  | 1 228  | 12                          | 186           | 1 030        | 434                         | 327                          | 467  |
| 11                  | 1 221  | 15                          | 165           | 1 041        | 463                         | 321                          | 437  |
| 12                  | 1 353  | 11                          | 204           | 1 138        | 532                         | 342                          | 479  |
| 2007 / 01 #*        | 1 246  | 8                           | 194           | 1 044        | 486                         | 298                          | 462  |
| 02 #*               | 1 113  | 16                          | 175           | 922          | 410                         | 293                          | 410  |
| 03 #*               | 1 247  | 11                          | 201           | 1 035        | 506                         | 293                          | 448  |
| 04 #*               | 1 315  | 12                          | 210           | 1 093        | 511                         | 315                          | 489  |
| 05 #*               | 1 266  | 13                          | 214           | 1 039        | 500                         | 304                          | 462  |
| 06 #*               | 1 235  | 13                          | 175           | 1 047        | 526                         | 295                          | 414  |
| 07 #*               | 1 244  | 18                          | 219           | 1 007        | 504                         | 306                          | 434  |
| 08 #*               | 1 350  | 14                          | 206           | 1 130        | 578                         | 298                          | 474  |
| 09 #*               | 1 323  | 8                           | 197           | 1 118        | 510                         | 357                          | 456  |
| 10 #*               | 1 341  | 13                          | 175           | 1 153        | 518                         | 350                          | 473  |
| 11 #                | 1 227  | 10                          | 129           | 1 088        | 484                         | 276                          | 467  |

註： (1) 所包括的意外宗數乃向警方報案的傷亡意外。此數字並不包括只牽涉財物損毀的意外。  
(2) 車撞物意外類別包括「非車輛」碰撞及碰撞類別不詳者。

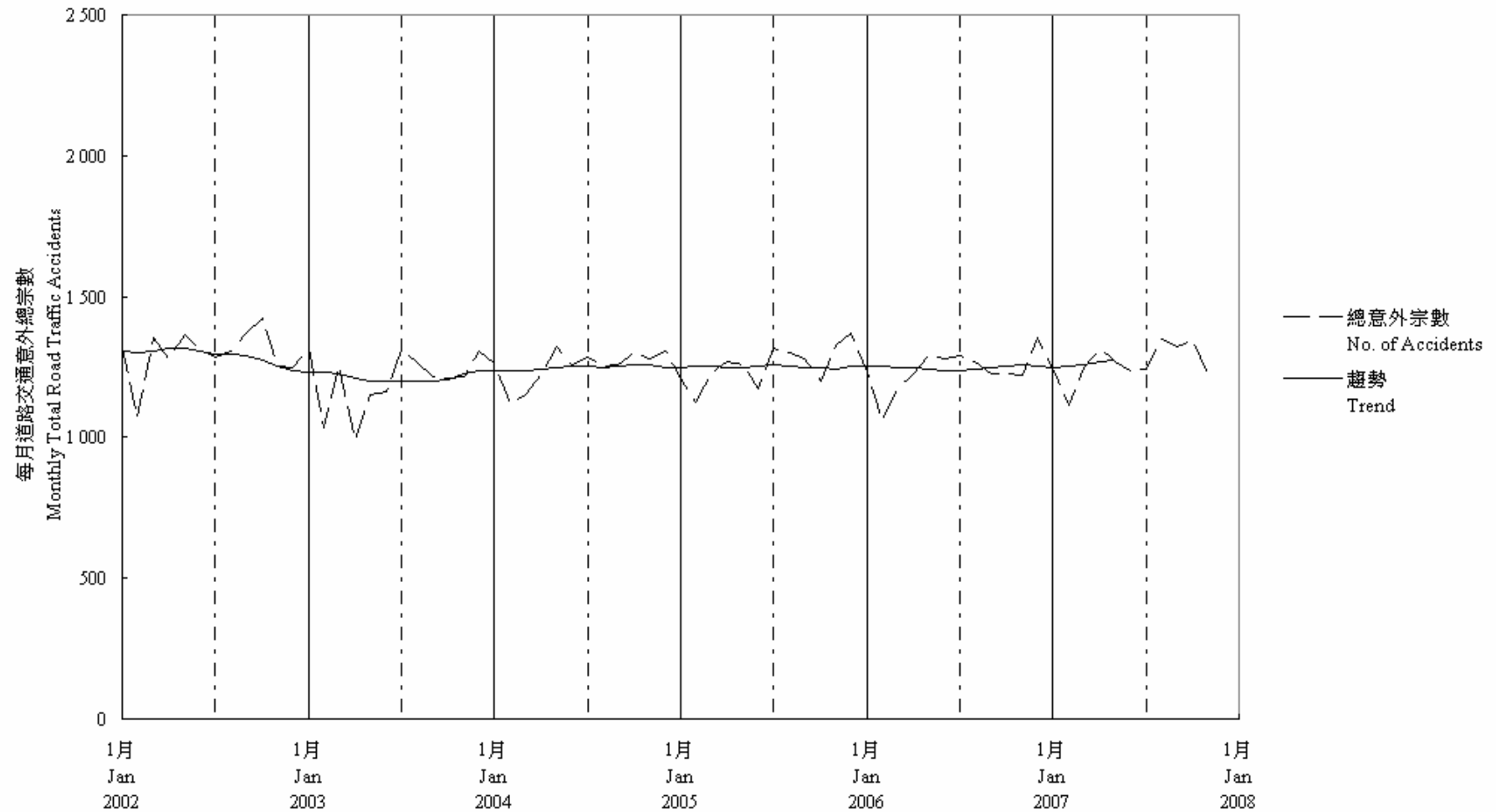
Notes : (1) The accidents included are those personal injury accidents reported to the Police and do not include damage-only accidents.  
(2) Vehicle Vs Object includes non-vehicle collision and accidents of unknown vehicle collision type.

資料來源： 道路安全及標準研究部

Source : Road Safety and Standards Division

圖 7.1 - 每月道路交通意外趨勢  
Chart 7.1 - Trend of Monthly Total Road Traffic Accidents

2007/11



趨勢：以十二個月集中移動平均值  
Trend : 12-Month Centred Moving Average

表 7.2 : 按車輛類別劃分所涉及車輛意外數字  
Table 7.2 : Vehicle Involvements by Class

2007/11

| 年 / 月<br>Year/Month | 單車<br>Bicycle | 電單車<br>Motor Cycle | 私家車<br>Private Car | 的士<br>Taxi | 公共巴士 Public bus  |                       | 公共小巴<br>Public light bus | 輕型貨車 <sup>(1)</sup><br>Light goods vehicle <sup>(1)</sup> | 中型及<br>重型貨車 <sup>(2)(3)</sup><br>Medium & heavy goods vehicle <sup>(2)(3)</sup> | 電車<br>Tram | 九廣鐵路<br>輕鐵<br>KCRC<br>Light rail | 其他車類<br>Others | 車類不詳<br>Unknown | 總計<br>Total |
|---------------------|---------------|--------------------|--------------------|------------|------------------|-----------------------|--------------------------|---|---|------------|----------------------------------|----------------|-----------------|-------------|
|                     |               |                    |                    |            | 專營<br>Franchised | 非專營<br>Non-franchised |                          |   |   |            |                                  |                |                 |             |
| 2002                | 1 608         | 2 718              | 7 508              | 3 617      | 1 928            | 452                   | 1 098                    | 3 117   | 1 249   | 84         | 27                               | 243            | 17              | 23 666      |
| 2003                | 1 758         | 2 736              | 6 282              | 3 397      | 1 828            | 391                   | 1 008                    | 2 728   | 1 108   | 99         | 21                               | 204            | 13              | 21 573      |
| 2004                | 2 035         | 2 742              | 6 279              | 3 457      | 1 899            | 508                   | 1 154                    | 2 822   | 1 197   | 100        | 23                               | 244            | 13              | 22 473      |
| 2005                | 1 745         | 2 835              | 6 303              | 3 752      | 1 928            | 451                   | 1 132                    | 3 008   | 1 180   | 77         | 12                               | 241            | 30              | 22 694      |
| 2006                | 1 667         | 2 791              | 6 211              | 3 744      | 1 952            | 441                   | 1 069                    | 2 919   | 1 155   | 68         | 19                               | 242            | 106             | 22 384      |
| 2006 / 06           | 112           | 205                | 573                | 357        | 149              | 41                    | 99                       | 272   | 141   | 6          | -                                | 21             | 8               | 1 984       |
| 07                  | 175           | 218                | 549                | 338        | 144              | 36                    | 92                       | 294   | 112   | 3          | 2                                | 22             | 9               | 1 994       |
| 08                  | 162           | 210                | 468                | 343        | 164              | 38                    | 88                       | 281   | 118   | 2          | 1                                | 36             | 5               | 1 916       |
| 09                  | 127           | 244                | 498                | 293        | 156              | 39                    | 92                       | 250   | 102   | 7          | -                                | 15             | 7               | 1 830       |
| 10                  | 169           | 251                | 475                | 322        | 148              | 34                    | 71                       | 218   | 82  | 2          | -                                | 23             | 17              | 1 812       |
| 11                  | 117           | 255                | 505                | 324        | 158              | 45                    | 75                       | 224   | 90  | 9          | 2                                | 20             | 6               | 1 830       |
| 12                  | 140           | 301                | 604                | 331        | 198              | 37                    | 88                       | 254   | 93  | 8          | -                                | 18             | 8               | 2 080       |
| 2007 / 01 #*        | 111           | 262                | 545                | 309        | 193              | 37                    | 78                       | 201   | 92  | 4          | -                                | 24             | 3               | 1 859       |
| 02 #*               | 121           | 197                | 471                | 327        | 181              | 34                    | 88                       | 157   | 58  | 7          | 2                                | 17             | 2               | 1 662       |
| 03 #*               | 121           | 274                | 500                | 347        | 192              | 31                    | 102                      | 235   | 79  | 4          | 1                                | 16             | 6               | 1 908       |
| 04 #*               | 178           | 234                | 538                | 346        | 175              | 40                    | 100                      | 259   | 90  | 4          | -                                | 23             | 9               | 1 996       |
| 05 #*               | 127           | 220                | 537                | 321        | 187              | 34                    | 96                       | 262   | 98  | 4          | 2                                | 28             | 4               | 1 920       |
| 06 #*               | 111           | 210                | 531                | 334        | 166              | 37                    | 106                      | 287   | 114   | 7          | 2                                | 21             | 12              | 1 938       |
| 07 #*               | 152           | 232                | 580                | 299        | 160              | 24                    | 100                      | 237   | 95  | 5          | 1                                | 18             | 6               | 1 909       |
| 08 #*               | 130           | 241                | 599                | 395        | 184              | 42                    | 89                       | 290   | 113   | 3          | 2                                | 17             | 10              | 2 115       |
| 09 #*               | 153           | 248                | 551                | 331        | 176              | 35                    | 94                       | 264   | 89  | 11         | 1                                | 22             | 10              | 1 985       |
| 10 #*               | 154           | 273                | 527                | 339        | 178              | 37                    | 126                      | 252   | 99  | 5          | 1                                | 20             | 13              | 2 024       |
| 11 #                | 142           | 249                | 493                | 306        | 197              | 50                    | 80                       | 216   | 81  | 2          | 2                                | 23             | 13              | 1 854       |

- 註： (1) 輕型貨車 - 車輛總重量不超過5.5公噸的貨車。  
(2) 中型貨車 - 車輛總重量超過5.5公噸而在24公噸及以下的貨車。  
(3) 重型貨車 - 車輛總重量超過24公噸而在38公噸及以下的貨車。

- Notes : (1) Light Goods Vehicle - Goods vehicles of Permitted Gross Vehicle Weight not exceeding 5.5 tonnes.  
(2) Medium Goods Vehicle - Goods vehicles of Permitted Gross Vehicle Weight exceeding 5.5 tonnes but not exceeding 24 tonnes.  
(3) Heavy Goods Vehicle - Goods vehicles of Permitted Gross Vehicle Weight exceeding 24 tonnes but not exceeding 38 tonnes.

資料來源： 道路安全及標準研究部

Source : Road Safety and Standards Division

**表 7.3 : 道路交通意外涉及傷亡人數**  
**Table 7.3 : Casualties Involved in Road Traffic Accidents**

2007/11

| 年 / 月<br>Year/Month | 涉及傷亡人數<br>Casualties Involved |                               |                           | 道路交通意外總宗數 <sup>(1)</sup><br>Total Traffic Accidents <sup>(1)</sup> | 平均每宗意外傷亡人數<br>No. of casualty per accident |
|---------------------|-------------------------------|-------------------------------|---------------------------|--|--|
|                     | 行人<br>Pedestrian              | 司機及乘客<br>Drivers & Passengers | 總傷亡人數<br>Total Casualties |  |  |
| 2002                | 4 805                         | 15 795                        | 20 600                    | 15 576   | 1.32                                       |
| 2003                | 4 517                         | 13 793                        | 18 310                    | 14 436   | 1.27                                       |
| 2004                | 4 577                         | 14 825                        | 19 402                    | 15 026   | 1.29                                       |
| 2005                | 4 404                         | 14 816                        | 19 220                    | 15 062   | 1.28                                       |
| 2006                | 4 233                         | 14 640                        | 18 873                    | 14 849   | 1.27                                       |
| 2006 / 06           | 376                           | 1 275                         | 1 651                     | 1 279  | 1.29                                       |
| 07                  | 332                           | 1 367                         | 1 699                     | 1 291  | 1.32                                       |
| 08                  | 346                           | 1 225                         | 1 571                     | 1 270  | 1.24                                       |
| 09                  | 378                           | 1 197                         | 1 575                     | 1 224  | 1.29                                       |
| 10                  | 359                           | 1 226                         | 1 585                     | 1 228  | 1.29                                       |
| 11                  | 351                           | 1 146                         | 1 497                     | 1 221  | 1.23                                       |
| 12                  | 370                           | 1 304                         | 1 674                     | 1 353  | 1.24                                       |
| 2007 / 01 #*        | 326                           | 1 209                         | 1 535                     | 1 246  | 1.23                                       |
| 02 #*               | 317                           | 1 158                         | 1 475                     | 1 113  | 1.33                                       |
| 03 #*               | 320                           | 1 218                         | 1 538                     | 1 247  | 1.23                                       |
| 04 #*               | 344                           | 1 389                         | 1 733                     | 1 315  | 1.32                                       |
| 05 #*               | 330                           | 1 270                         | 1 600                     | 1 266  | 1.26                                       |
| 06 #*               | 326                           | 1 257                         | 1 583                     | 1 235  | 1.28                                       |
| 07 #*               | 324                           | 1 309                         | 1 633                     | 1 244  | 1.31                                       |
| 08 #*               | 329                           | 1 468                         | 1 797                     | 1 350  | 1.33                                       |
| 09 #*               | 398                           | 1 324                         | 1 722                     | 1 323  | 1.30                                       |
| 10 #*               | 377                           | 1 334                         | 1 711                     | 1 341  | 1.28                                       |
| 11 #                | 294                           | 1 180                         | 1 474                     | 1 227  | 1.20                                       |

註： (1) 所包括的意外宗數乃向警方報案的傷亡意外。此數字並不包括只牽涉財物損毀的意外。

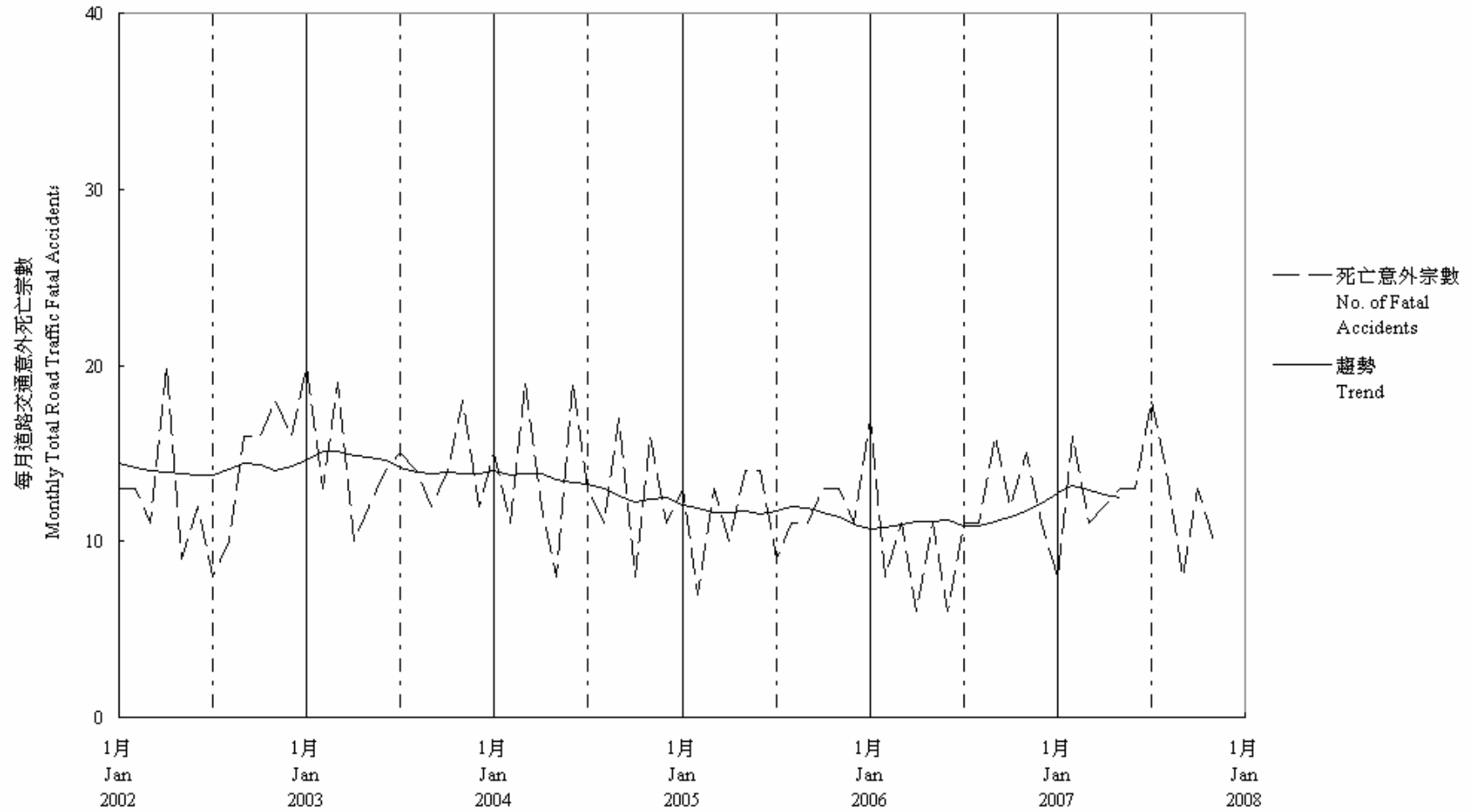
Note : (1) The accidents included are those personal injury accidents reported to the Police and do not include damage-only accidents.

資料來源： 道路安全及標準研究部

Source : Road Safety and Standards Division

圖 7.2 - 每月道路交通意外死亡趨勢  
 Chart 7.2 - Trend of Monthly Total Road Traffic Fatal Accidents

2007/11



趨勢：以十二個月集中移動平均值  
 Trend : 12-Month Centred Moving Average



**第八組：過境車輛交通及旅客人數**  
**Section 8 : Cross Boundary Vehicular Traffic and Passengers**

**表 8.1(a) : 文錦渡關卡車輛交通**  
**Table 8.1(a) : Man Kam To Crossing Vehicular Traffic**

2007/11

| 年 / 月<br>Year / Month | 私家車<br>Private Car |              | 旅遊巴士<br>Coach |              | 貨車<br>Goods Vehicle |              | 貨櫃車<br>Container |              | 車輛總數<br>Total Vehicles |              |               | 平均每日架次<br>Average Daily Vehicles |              |               |
|-----------------------|--------------------|--------------|---------------|--------------|---------------------|--------------|------------------|--------------|------------------------|--------------|---------------|----------------------------------|--------------|---------------|
|                       | 進<br>Inward        | 出<br>Outward | 進<br>Inward   | 出<br>Outward | 進<br>Inward         | 出<br>Outward | 進<br>Inward      | 出<br>Outward | 進<br>Inward            | 出<br>Outward | 來回<br>Two-way | 進<br>Inward                      | 出<br>Outward | 來回<br>Two-way |
| 2002                  | 115 840            | 117 194      | 25 638        | 24 755       | 741 632             | 760 553      | 491 542          | 522 703      | 1 374 652              | 1 425 205    | 2 799 857     | 3 766                            | 3 905        | 7 671         |
| 2003                  | 110 243            | 112 255      | 39 344        | 40 111       | 747 585             | 780 167      | 463 090          | 519 918      | 1 360 262              | 1 452 451    | 2 812 713     | 3 727                            | 3 979        | 7 706         |
| 2004                  | 115 501            | 118 350      | 52 034        | 53 163       | 772 047             | 769 261      | 418 560          | 459 096      | 1 358 142              | 1 399 870    | 2 758 012     | 3 711                            | 3 825        | 7 536         |
| 2005                  | 120 275            | 122 410      | 53 802        | 54 052       | 775 586             | 786 470      | 386 193          | 440 678      | 1 335 856              | 1 403 610    | 2 739 466     | 3 660                            | 3 846        | 7 505         |
| 2006                  | 130 681            | 129 674      | 44 299        | 42 691       | 788 219             | 811 364      | 372 067          | 422 702      | 1 335 266              | 1 406 431    | 2 741 697     | 3 658                            | 3 853        | 7 511         |
| 2006 / 06             | 11 085             | 11 004       | 3 592         | 3 333        | 65 883              | 69 691       | 30 921           | 36 325       | 111 481                | 120 353      | 231 834       | 3 716                            | 4 012        | 7 728         |
| 07                    | 11 320             | 11 194       | 3 555         | 3 340        | 66 557              | 69 414       | 30 234           | 35 164       | 111 666                | 119 112      | 230 778       | 3 602                            | 3 842        | 7 444         |
| 08                    | 11 152             | 10 990       | 3 654         | 3 578        | 68 653              | 72 583       | 31 394           | 36 000       | 114 853                | 123 151      | 238 004       | 3 705                            | 3 973        | 7 678         |
| 09                    | 10 368             | 10 306       | 3 438         | 3 304        | 70 639              | 72 409       | 35 419           | 39 359       | 119 864                | 125 378      | 245 242       | 3 995                            | 4 179        | 8 175         |
| 10                    | 10 339             | 10 296       | 3 624         | 3 467        | 67 995              | 67 411       | 35 348           | 36 937       | 117 306                | 118 111      | 235 417       | 3 784                            | 3 810        | 7 594         |
| 11                    | 10 829             | 10 828       | 3 301         | 3 090        | 71 384              | 71 772       | 33 289           | 36 332       | 118 803                | 122 022      | 240 825       | 3 960                            | 4 067        | 8 028         |
| 12                    | 11 435             | 11 271       | 3 729         | 3 523        | 69 754              | 70 332       | 33 172           | 36 050       | 118 090                | 121 176      | 239 266       | 3 809                            | 3 909        | 7 718         |
| 2007 / 01             | 11 639             | 11 579       | 3 378         | 3 187        | 68 668              | 69 926       | 32 386           | 35 542       | 116 071                | 120 234      | 236 305       | 3 744                            | 3 879        | 7 623         |
| 02                    | 9 427              | 9 179        | 3 045         | 2 862        | 48 073              | 47 080       | 20 980           | 23 611       | 81 525                 | 82 732       | 164 257       | 2 912                            | 2 955        | 5 866         |
| 03                    | 11 116             | 10 959       | 3 241         | 3 142        | 61 592              | 65 604       | 24 897           | 32 739       | 100 846                | 112 444      | 213 290       | 3 253                            | 3 627        | 6 880         |
| 04                    | 10 595             | 10 297       | 3 567         | 3 446        | 60 235              | 63 670       | 25 571           | 33 563       | 99 968                 | 110 976      | 210 944       | 3 332                            | 3 699        | 7 031         |
| 05                    | 10 620             | 10 542       | 3 246         | 2 959        | 65 406              | 65 284       | 28 431           | 33 476       | 107 703                | 112 261      | 219 964       | 3 474                            | 3 621        | 7 096         |
| 06                    | 10 752             | 10 601       | 3 127         | 2 830        | 66 668              | 65 915       | 29 144           | 33 401       | 109 691                | 112 747      | 222 438       | 3 656                            | 3 758        | 7 415         |
| 07                    | 10 493             | 10 453       | 2 290         | 1 871        | 66 787              | 66 276       | 29 002           | 33 585       | 108 572                | 112 185      | 220 757       | 3 502                            | 3 619        | 7 121         |
| 08                    | 10 403             | 10 269       | 2 171         | 1 797        | 68 102              | 65 750       | 28 428           | 32 483       | 109 104                | 110 299      | 219 403       | 3 519                            | 3 558        | 7 078         |
| 09                    | 9 433              | 9 727        | 2 721         | 2 544        | 64 972              | 62 566       | 28 253           | 32 115       | 105 379                | 106 952      | 212 331       | 3 513                            | 3 565        | 7 078         |
| 10                    | 8 824              | 9 010        | 3 083         | 2 877        | 63 080              | 59 508       | 25 699           | 29 324       | 100 686                | 100 719      | 201 405       | 3 248                            | 3 249        | 6 497         |
| 11                    | 8 831              | 9 020        | 2 841         | 2 683        | 64 608              | 59 080       | 25 717           | 27 265       | 101 997                | 98 048       | 200 045       | 3 400                            | 3 268        | 6 668         |

資料來源：「私家車」及「旅遊巴士」數字來自入境事務處。「貨車」及「貨櫃車」數字則來自香港海關。

Sources : Figures on 'Private Car' and 'Coach' are provided by the Immigration Department, whereas those on 'Goods Vehicle' and 'Container' by the Customs and Excise Department.

表 8.1(b) : 沙頭角關卡車輛交通  
Table 8.1(b) : Sha Tau Kok Crossing Vehicular Traffic

2007/11

| 年 / 月<br>Year / Month | 私家車<br>Private Car |              | 旅遊巴士<br>Coach |              | 貨車<br>Goods Vehicle |              | 貨櫃車<br>Container |              | 車輛總數<br>Total Vehicles |              |               | 平均每日架次<br>Average Daily Vehicles |              |               |
|-----------------------|--------------------|--------------|---------------|--------------|---------------------|--------------|------------------|--------------|------------------------|--------------|---------------|----------------------------------|--------------|---------------|
|                       | 進<br>Inward        | 出<br>Outward | 進<br>Inward   | 出<br>Outward | 進<br>Inward         | 出<br>Outward | 進<br>Inward      | 出<br>Outward | 進<br>Inward            | 出<br>Outward | 來回<br>Two-way | 進<br>Inward                      | 出<br>Outward | 來回<br>Two-way |
| 2002                  | 112 793            | 112 902      | 31 882        | 33 486       | 208 044             | 222 987      | 45 025           | 93 284       | 397 744                | 462 659      | 860 403       | 1 090                            | 1 268        | 2 357         |
| 2003                  | 102 403            | 114 604      | 37 972        | 38 429       | 197 759             | 214 592      | 42 275           | 84 934       | 380 409                | 452 559      | 832 968       | 1 042                            | 1 240        | 2 282         |
| 2004                  | 118 972            | 123 318      | 41 652        | 42 245       | 163 172             | 211 977      | 34 552           | 64 457       | 358 348                | 441 997      | 800 345       | 979                              | 1 208        | 2 187         |
| 2005                  | 164 868            | 172 253      | 49 050        | 50 797       | 130 084             | 188 784      | 29 329           | 56 466       | 373 331                | 468 300      | 841 631       | 1 023                            | 1 283        | 2 306         |
| 2006                  | 191 190            | 193 934      | 47 621        | 48 253       | 133 296             | 180 717      | 41 412           | 66 240       | 413 519                | 489 144      | 902 663       | 1 133                            | 1 340        | 2 473         |
| 2006 / 06             | 16 356             | 16 539       | 3 679         | 3 665        | 11 498              | 15 702       | 3 876            | 6 048        | 35 409                 | 41 954       | 77 363        | 1 180                            | 1 398        | 2 579         |
| 07                    | 16 506             | 16 260       | 4 158         | 4 156        | 11 154              | 15 461       | 2 600            | 4 728        | 34 418                 | 40 605       | 75 023        | 1 110                            | 1 310        | 2 420         |
| 08                    | 16 875             | 16 996       | 4 286         | 4 284        | 12 305              | 15 740       | 3 952            | 6 121        | 37 418                 | 43 141       | 80 559        | 1 207                            | 1 392        | 2 599         |
| 09                    | 14 225             | 14 058       | 4 045         | 4 018        | 12 269              | 15 706       | 4 451            | 6 845        | 34 990                 | 40 627       | 75 617        | 1 166                            | 1 354        | 2 521         |
| 10                    | 13 419             | 13 847       | 4 366         | 4 371        | 11 329              | 14 500       | 3 886            | 5 803        | 33 000                 | 38 521       | 71 521        | 1 065                            | 1 243        | 2 307         |
| 11                    | 14 951             | 14 713       | 4 078         | 4 143        | 12 007              | 15 798       | 3 173            | 5 079        | 34 209                 | 39 733       | 73 942        | 1 140                            | 1 324        | 2 465         |
| 12                    | 14 841             | 15 152       | 4 313         | 4 445        | 11 462              | 15 194       | 3 262            | 5 272        | 33 878                 | 40 063       | 73 941        | 1 093                            | 1 292        | 2 385         |
| 2007 / 01             | 14 520             | 15 502       | 4 158         | 4 193        | 11 711              | 15 906       | 3 351            | 5 322        | 33 740                 | 40 923       | 74 663        | 1 088                            | 1 320        | 2 408         |
| 02                    | 11 632             | 11 416       | 3 979         | 4 089        | 7 031               | 10 222       | 2 274            | 3 654        | 24 916                 | 29 381       | 54 297        | 890                              | 1 049        | 1 939         |
| 03                    | 14 322             | 14 387       | 4 340         | 4 392        | 10 885              | 15 721       | 2 500            | 4 239        | 32 047                 | 38 739       | 70 786        | 1 034                            | 1 250        | 2 283         |
| 04                    | 13 106             | 13 507       | 4 480         | 4 629        | 11 380              | 14 419       | 3 791            | 5 171        | 32 757                 | 37 726       | 70 483        | 1 092                            | 1 258        | 2 349         |
| 05                    | 13 124             | 13 857       | 4 457         | 4 449        | 11 617              | 15 371       | 3 509            | 5 024        | 32 707                 | 38 701       | 71 408        | 1 055                            | 1 248        | 2 303         |
| 06                    | 13 474             | 13 990       | 4 225         | 4 257        | 11 834              | 15 527       | 3 146            | 4 829        | 32 679                 | 38 603       | 71 282        | 1 089                            | 1 287        | 2 376         |
| 07                    | 12 908             | 13 395       | 3 761         | 3 767        | 12 259              | 16 824       | 3 787            | 5 387        | 32 715                 | 39 373       | 72 088        | 1 055                            | 1 270        | 2 325         |
| 08                    | 13 824             | 13 840       | 3 762         | 3 859        | 12 346              | 16 481       | 4 012            | 5 894        | 33 944                 | 40 074       | 74 018        | 1 095                            | 1 293        | 2 388         |
| 09                    | 13 841             | 14 792       | 3 573         | 3 570        | 11 677              | 14 837       | 4 287            | 6 170        | 33 378                 | 39 369       | 72 747        | 1 113                            | 1 312        | 2 425         |
| 10                    | 14 944             | 14 915       | 3 931         | 3 874        | 11 576              | 14 419       | 3 603            | 5 248        | 34 054                 | 38 456       | 72 510        | 1 099                            | 1 241        | 2 339         |
| 11                    | 12 184             | 12 601       | 3 703         | 3 734        | 11 705              | 14 777       | 3 067            | 4 785        | 30 659                 | 35 897       | 66 556        | 1 022                            | 1 197        | 2 219         |

資料來源：「私家車」及「旅遊巴士」數字來自入境事務處。「貨車」及「貨櫃車」數字則來自香港海關。

Sources : Figures on 'Private Car' and 'Coach' are provided by the Immigration Department, whereas those on 'Goods Vehicle' and 'Container' by the Customs and Excise Department.

表 8.1(c) : 落馬洲關卡車輛交通

Table 8.1(c) : Lok Ma Chau Crossing Vehicular Traffic

2007/11

| 年 / 月<br>Year / Month | 私家車<br>Private Car |              | 旅遊巴士<br>Coach |              | 穿梭巴士<br>Shuttle Bus |              | 貨車<br>Goods Vehicle |              | 貨櫃車<br>Container |              | 車輛總數<br>Total Vehicles |              |               | 平均每日架次<br>Average Daily Vehicles |              |               |
|-----------------------|--------------------|--------------|---------------|--------------|---------------------|--------------|---------------------|--------------|------------------|--------------|------------------------|--------------|---------------|----------------------------------|--------------|---------------|
|                       | 進<br>Inward        | 出<br>Outward | 進<br>Inward   | 出<br>Outward | 進<br>Inward         | 出<br>Outward | 進<br>Inward         | 出<br>Outward | 進<br>Inward      | 出<br>Outward | 進<br>Inward            | 出<br>Outward | 來回<br>Two-way | 進<br>Inward                      | 出<br>Outward | 來回<br>Two-way |
| 2002                  | 803 626            | 802 458      | 140 031       | 134 917      | 95 084              | 94 735       | 1 518 859           | 1 479 848    | 1 843 120        | 1 772 013    | 4 400 720              | 4 283 971    | 8 684 691     | 12 057                           | 11 737       | 23 794        |
| 2003                  | 996 236            | 998 535      | 199 288       | 189 308      | 132 952             | 133 191      | 1 620 437           | 1 578 600    | 1 827 992        | 1 738 737    | 4 776 905              | 4 638 371    | 9 415 276     | 13 087                           | 12 708       | 25 795        |
| 2004                  | 1 268 710          | 1 267 765    | 387 321       | 395 371      | 165 110             | 165 588      | 1 763 411           | 1 720 769    | 1 878 050        | 1 821 010    | 5 462 602              | 5 370 503    | 10 833 105    | 14 925                           | 14 674       | 29 599        |
| 2005                  | 1 502 365          | 1 501 301    | 346 679       | 347 581      | 206 706             | 206 934      | 1 825 079           | 1 768 330    | 1 769 174        | 1 695 445    | 5 650 003              | 5 519 591    | 11 169 594    | 15 479                           | 15 122       | 30 602        |
| 2006                  | 1 676 739          | 1 671 083    | 348 109       | 346 090      | 222 739             | 221 911      | 1 813 858           | 1 756 085    | 1 683 040        | 1 612 105    | 5 744 485              | 5 607 274    | 11 351 759    | 15 738                           | 15 362       | 31 101        |
| 2006 / 06             | 137 025            | 138 850      | 27 797        | 27 965       | 18 000              | 17 884       | 160 187             | 153 576      | 148 057          | 141 387      | 491 066                | 479 662      | 970 728       | 16 369                           | 15 989       | 32 358        |
| 07                    | 142 988            | 142 503      | 30 091        | 29 741       | 19 392              | 19 166       | 159 771             | 154 446      | 152 120          | 145 135      | 504 362                | 490 991      | 995 353       | 16 270                           | 15 838       | 32 108        |
| 08                    | 145 738            | 145 940      | 30 312        | 29 972       | 19 571              | 19 415       | 169 466             | 163 495      | 161 511          | 155 616      | 526 598                | 514 438      | 1 041 036     | 16 987                           | 16 595       | 33 582        |
| 09                    | 143 483            | 140 900      | 27 044        | 27 580       | 17 327              | 17 286       | 164 538             | 158 676      | 159 307          | 153 298      | 511 699                | 497 740      | 1 009 439     | 17 057                           | 16 591       | 33 648        |
| 10                    | 146 168            | 146 140      | 29 865        | 29 423       | 19 100              | 18 973       | 140 764             | 138 580      | 132 500          | 129 485      | 468 397                | 462 601      | 930 998       | 15 110                           | 14 923       | 30 032        |
| 11                    | 144 384            | 144 268      | 27 202        | 27 106       | 17 943              | 17 888       | 156 654             | 153 423      | 136 103          | 131 907      | 482 286                | 474 592      | 956 878       | 16 076                           | 15 820       | 31 896        |
| 12                    | 149 442            | 148 323      | 29 155        | 29 495       | 18 441              | 18 308       | 152 112             | 147 624      | 137 259          | 131 799      | 486 409                | 475 549      | 961 958       | 15 691                           | 15 340       | 31 031        |
| 2007 / 01             | 152 979            | 153 403      | 27 829        | 27 644       | 17 877              | 17 695       | 150 227             | 147 152      | 130 264          | 126 389      | 479 176                | 472 283      | 951 459       | 15 457                           | 15 235       | 30 692        |
| 02                    | 130 206            | 129 996      | 26 054        | 25 947       | 16 554              | 16 397       | 100 414             | 98 957       | 92 295           | 88 114       | 365 523                | 359 411      | 724 934       | 13 054                           | 12 836       | 25 891        |
| 03                    | 154 921            | 156 349      | 27 477        | 27 542       | 17 877              | 17 745       | 156 903             | 150 426      | 138 507          | 129 716      | 495 685                | 481 778      | 977 463       | 15 990                           | 15 541       | 31 531        |
| 04                    | 150 557            | 152 401      | 28 796        | 28 506       | 17 966              | 17 801       | 149 284             | 144 315      | 139 312          | 130 271      | 485 915                | 473 294      | 959 209       | 16 197                           | 15 776       | 31 974        |
| 05                    | 155 888            | 156 281      | 26 740        | 27 206       | 18 018              | 17 788       | 143 776             | 143 415      | 132 937          | 127 216      | 477 359                | 471 906      | 949 265       | 15 399                           | 15 223       | 30 621        |
| 06                    | 154 991            | 154 049      | 26 696        | 26 832       | 16 967              | 17 054       | 155 499             | 153 608      | 145 195          | 139 322      | 499 348                | 490 865      | 990 213       | 16 645                           | 16 362       | 33 007        |
| 07                    | 154 221            | 153 669      | 25 696        | 25 711       | 17 534              | 17 406       | 157 787             | 157 406      | 148 028          | 142 419      | 503 266                | 496 611      | 999 877       | 16 234                           | 16 020       | 32 254        |
| 08                    | 155 736            | 155 914      | 24 564        | 23 900       | 17 086              | 16 772       | 163 215             | 161 585      | 152 102          | 142 692      | 512 703                | 500 863      | 1 013 566     | 16 539                           | 16 157       | 32 696        |
| 09                    | 146 426            | 147 092      | 28 374        | 27 716       | 15 769              | 15 419       | 156 535             | 149 483      | 148 895          | 129 652      | 495 999                | 469 362      | 965 361       | 16 533                           | 15 645       | 32 179        |
| 10                    | 147 838            | 150 498      | 33 676        | 33 944       | 17 067              | 16 731       | 147 498             | 142 667      | 131 451          | 114 979      | 477 530                | 458 819      | 936 349       | 15 404                           | 14 801       | 30 205        |
| 11                    | 139 424            | 140 802      | 31 789        | 32 168       | 16 143              | 16 084       | 156 203             | 150 296      | 132 185          | 115 242      | 475 744                | 454 592      | 930 336       | 15 858                           | 15 153       | 31 011        |

資料來源：「私家車」、「旅遊巴士」及「穿梭巴士」數字來自入境事務處。「貨車」及「貨櫃車」數字則來自香港海關。

Sources : Figures on 'Private Car', 'Coach' and 'Shuttle Bus' are provided by the Immigration Department, whereas those on 'Goods Vehicle' and 'Container' by the Customs and Excise Department.

表 8.1(d) : 深圳灣關卡車輛交通

Table 8.1(d) : Shenzhen Bay Crossing Vehicular Traffic

2007/11

| 年 / 月<br>Year / Month | 私家車<br>Private Car |              | 旅遊巴士<br>Coach |              | 貨車<br>Goods Vehicle |              | 貨櫃車<br>Container |              | 車輛總數<br>Total Vehicles |              |               | 平均每日架次<br>Average Daily Vehicles |              |               |
|-----------------------|--------------------|--------------|---------------|--------------|---------------------|--------------|------------------|--------------|------------------------|--------------|---------------|----------------------------------|--------------|---------------|
|                       | 進<br>Inward        | 出<br>Outward | 進<br>Inward   | 出<br>Outward | 進<br>Inward         | 出<br>Outward | 進<br>Inward      | 出<br>Outward | 進<br>Inward            | 出<br>Outward | 來回<br>Two-way | 進<br>Inward                      | 出<br>Outward | 來回<br>Two-way |
| 2007 / 07             | 15 878             | 17 124       | 4 273         | 4 791        | 25                  | 60           | 20               | 56           | 20 196                 | 22 031       | 42 227        | 651                              | 711          | 1 362         |
| 08                    | 21 293             | 21 090       | 5 954         | 6 182        | 1 241               | 2 895        | 2 439            | 6 494        | 30 927                 | 36 661       | 67 588        | 998                              | 1 183        | 2 180         |
| 09                    | 25 724             | 25 365       | 5 742         | 5 891        | 3 046               | 8 758        | 5 130            | 18 011       | 39 642                 | 58 025       | 97 667        | 1 321                            | 1 934        | 3 256         |
| 10                    | 30 594             | 30 511       | 6 425         | 6 568        | 3 336               | 10 306       | 5 712            | 18 161       | 46 067                 | 65 546       | 111 613       | 1 486                            | 2 114        | 3 600         |
| 11                    | 33 993             | 33 408       | 6 344         | 6 466        | 4 215               | 12 722       | 6 482            | 20 454       | 51 034                 | 73 050       | 124 084       | 1 701                            | 2 435        | 4 136         |

註： 深圳灣關卡於2007年7月1日啓用。

Note : Shenzhen Bay Crossing came into operation on 1.7.2007.

資料來源： 香港海關

Source : Customs and Excise Department

表 8.1(e) : 所有關卡車輛交通

Table 8.1(e) : All Crossings Vehicular Traffic

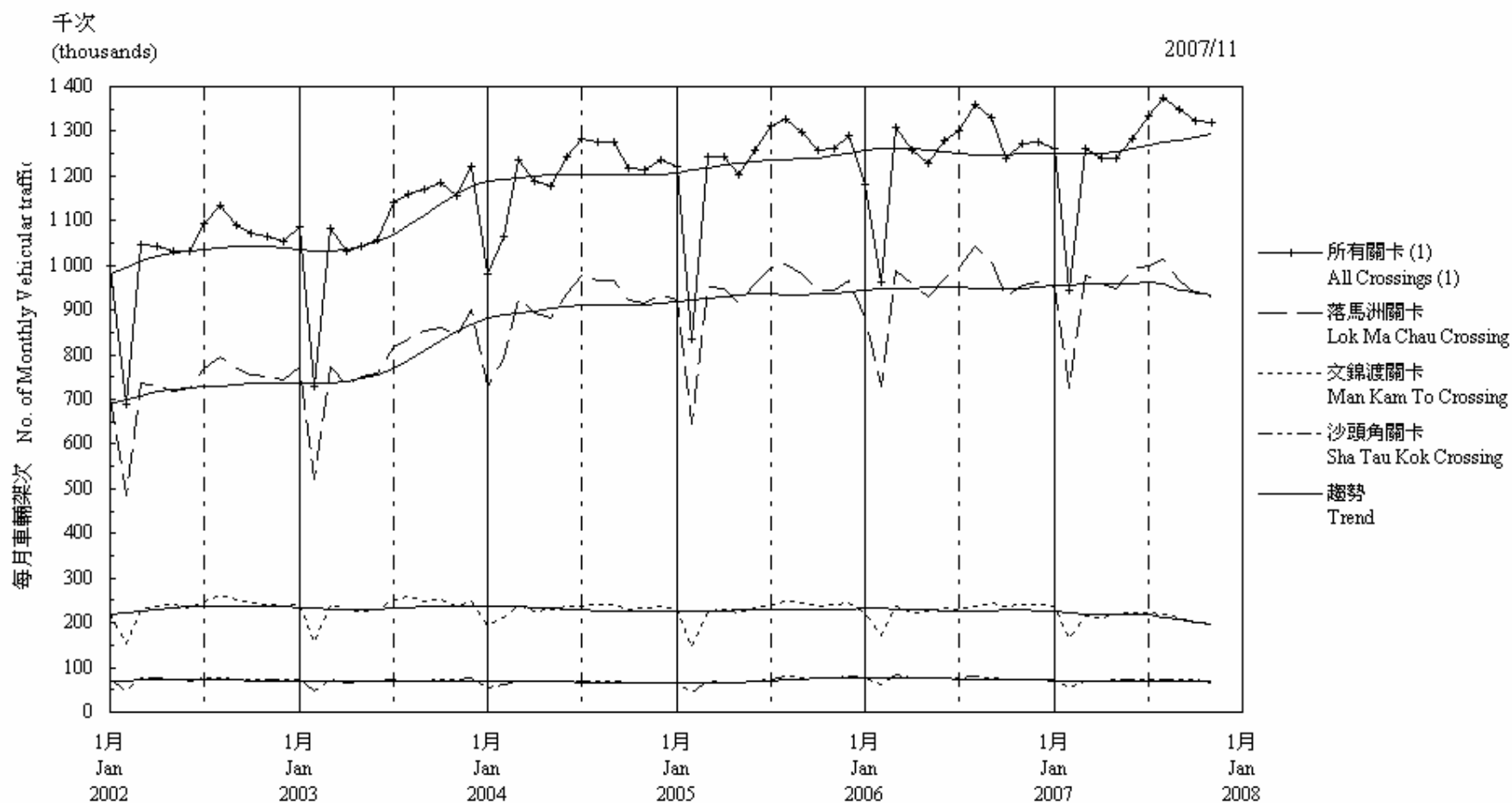
2007/11

| 年 / 月<br>Year / Month | 私家車<br>Private Car |              | 旅遊巴士<br>Coach |              | 穿梭巴士<br>Shuttle Bus |              | 貨車<br>Goods Vehicle |              | 貨櫃車<br>Container |              | 車輛總數<br>Total Vehicles |              |               | 平均每日架次<br>Average Daily Vehicles |              |               |
|-----------------------|--------------------|--------------|---------------|--------------|---------------------|--------------|---------------------|--------------|------------------|--------------|------------------------|--------------|---------------|----------------------------------|--------------|---------------|
|                       | 進<br>Inward        | 出<br>Outward | 進<br>Inward   | 出<br>Outward | 進<br>Inward         | 出<br>Outward | 進<br>Inward         | 出<br>Outward | 進<br>Inward      | 出<br>Outward | 進<br>Inward            | 出<br>Outward | 來回<br>Two-way | 進<br>Inward                      | 出<br>Outward | 來回<br>Two-way |
| 2002                  | 1 032 259          | 1 032 554    | 197 551       | 193 158      | 95 084              | 94 735       | 2 468 535           | 2 463 388    | 2 379 687        | 2 388 000    | 6 173 116              | 6 171 835    | 12 344 951    | 16 913                           | 16 909       | 33 822        |
| 2003                  | 1 208 882          | 1 225 394    | 276 604       | 267 848      | 132 952             | 133 191      | 2 565 781           | 2 573 359    | 2 333 357        | 2 343 589    | 6 517 576              | 6 543 381    | 13 060 957    | 17 856                           | 17 927       | 35 783        |
| 2004                  | 1 503 183          | 1 509 433    | 481 007       | 490 779      | 165 110             | 165 588      | 2 698 630           | 2 702 007    | 2 331 162        | 2 344 563    | 7 179 092              | 7 212 370    | 14 391 462    | 19 615                           | 19 706       | 39 321        |
| 2005                  | 1 787 508          | 1 795 964    | 449 531       | 452 430      | 206 706             | 206 934      | 2 730 749           | 2 743 584    | 2 184 696        | 2 192 589    | 7 359 190              | 7 391 501    | 14 750 691    | 20 162                           | 20 251       | 40 413        |
| 2006                  | 1 998 610          | 1 994 691    | 440 029       | 437 034      | 222 739             | 221 911      | 2 735 373           | 2 748 166    | 2 096 519        | 2 101 047    | 7 493 270              | 7 502 849    | 14 996 119    | 20 530                           | 20 556       | 41 085        |
| 2006 / 06             | 164 466            | 166 393      | 35 068        | 34 963       | 18 000              | 17 884       | 237 568             | 238 969      | 182 854          | 183 760      | 637 956                | 641 969      | 1 279 925     | 21 265                           | 21 399       | 42 664        |
| 07                    | 170 814            | 169 957      | 37 804        | 37 237       | 19 392              | 19 166       | 237 482             | 239 321      | 184 954          | 185 027      | 650 446                | 650 708      | 1 301 154     | 20 982                           | 20 991       | 41 973        |
| 08                    | 173 765            | 173 926      | 38 252        | 37 834       | 19 571              | 19 415       | 250 424             | 251 818      | 196 857          | 197 737      | 678 869                | 680 730      | 1 359 599     | 21 899                           | 21 959       | 43 858        |
| 09                    | 168 076            | 165 264      | 34 527        | 34 902       | 17 327              | 17 286       | 247 446             | 246 791      | 199 177          | 199 502      | 666 553                | 663 745      | 1 330 298     | 22 218                           | 22 125       | 44 343        |
| 10                    | 169 926            | 170 283      | 37 855        | 37 261       | 19 100              | 18 973       | 220 088             | 220 491      | 171 734          | 172 225      | 618 703                | 619 233      | 1 237 936     | 19 958                           | 19 975       | 39 933        |
| 11                    | 170 164            | 169 809      | 34 581        | 34 339       | 17 943              | 17 888       | 240 045             | 240 993      | 172 565          | 173 318      | 635 298                | 636 347      | 1 271 645     | 21 177                           | 21 212       | 42 388        |
| 12                    | 175 718            | 174 746      | 37 197        | 37 463       | 18 441              | 18 308       | 233 328             | 233 150      | 173 693          | 173 121      | 638 377                | 636 788      | 1 275 165     | 20 593                           | 20 542       | 41 134        |
| 2007 / 01             | 179 138            | 180 484      | 35 365        | 35 024       | 17 877              | 17 695       | 230 606             | 232 984      | 166 001          | 167 253      | 628 987                | 633 440      | 1 262 427     | 20 290                           | 20 434       | 40 723        |
| 02                    | 151 265            | 150 591      | 33 078        | 32 898       | 16 554              | 16 397       | 155 518             | 156 259      | 115 549          | 115 379      | 471 964                | 471 524      | 943 488       | 16 856                           | 16 840       | 33 696        |
| 03                    | 180 359            | 181 695      | 35 058        | 35 076       | 17 877              | 17 745       | 229 380             | 231 751      | 165 904          | 166 694      | 628 578                | 632 961      | 1 261 539     | 20 277                           | 20 418       | 40 695        |
| 04                    | 174 258            | 176 205      | 36 843        | 36 581       | 17 966              | 17 801       | 220 899             | 222 404      | 168 674          | 169 005      | 618 640                | 621 996      | 1 240 636     | 20 621                           | 20 733       | 41 355        |
| 05                    | 179 632            | 180 680      | 34 443        | 34 614       | 18 018              | 17 788       | 220 799             | 224 070      | 164 877          | 165 716      | 617 769                | 622 868      | 1 240 637     | 19 928                           | 20 093       | 40 021        |
| 06                    | 179 217            | 178 640      | 34 048        | 33 919       | 16 967              | 17 054       | 234 001             | 235 050      | 177 485          | 177 552      | 641 718                | 642 215      | 1 283 933     | 21 391                           | 21 407       | 42 798        |
| 07                    | 193 500            | 194 641      | 36 020        | 36 140       | 17 534              | 17 406       | 236 858             | 240 566      | 180 837          | 181 447      | 664 749                | 670 200      | 1 334 949     | 21 444                           | 21 619       | 43 063        |
| 08                    | 201 256            | 201 113      | 36 451        | 35 738       | 17 086              | 16 772       | 244 904             | 246 711      | 186 981          | 187 563      | 686 678                | 687 897      | 1 374 575     | 22 151                           | 22 190       | 44 341        |
| 09                    | 195 424            | 196 976      | 40 410        | 39 721       | 15 769              | 15 419       | 236 230             | 235 644      | 186 565          | 185 948      | 674 398                | 673 708      | 1 348 106     | 22 480                           | 22 457       | 44 937        |
| 10                    | 202 200            | 204 934      | 47 115        | 47 263       | 17 067              | 16 731       | 225 490             | 226 900      | 166 465          | 167 712      | 658 337                | 663 540      | 1 321 877     | 21 237                           | 21 405       | 42 641        |
| 11                    | 194 432            | 195 831      | 44 677        | 45 051       | 16 143              | 16 084       | 236 731             | 236 875      | 167 451          | 167 746      | 659 434                | 661 587      | 1 321 021     | 21 981                           | 22 053       | 44 034        |

資料來源：文錦渡、沙頭角及落馬洲關卡的「私家車」、「旅遊巴士」及「穿梭巴士」數字來自入境事務處，「貨車」及「貨櫃車」數字來自香港海關；而深圳灣關卡的數字則來自香港海關。

Sources: Figures on 'Private Car', 'Coach' and 'Shuttle Bus' are provided by the Immigration Department, whereas those on 'Goods Vehicle' and 'Container' by the Customs and Excise Department for Man Kam To, Sha Tau Kok and Lok Ma Chau Crossings. Figures for Shenzhen Bay Crossing are from the Customs and Excise Department.

圖 8.1 - 過境車輛交通趨勢  
Chart 8.1 - Trend of Cross Boundary Vehicular Traffic



趨勢：以「X-11自迴歸-求和-移動平均」方法估算  
Trend: Estimated by X-11 ARIMA Method

註 (1)：「所有關卡」的數字已包括深圳灣關卡車輛交通。  
Note (1) : Figures for "All Crossings" included the vehicular traffic of "Shenzhen Bay Crossing".

表 8.2 : 按出入境管制站劃分的抵港及離港人數<sup>(1)</sup>

Table 8.2 : Arrivals and Departures by Control Point<sup>(1)</sup>

2007/11

| 年 / 月<br>Year / Month | 機場<br>Airport |                 | 港口管制<br>Harbour Control |                 | 港澳碼頭<br>Macao Ferry Terminal |                 | 屯門客運碼頭 <sup>(2)</sup><br>Tuen Mun Ferry Terminal <sup>(2)</sup> |                 | 中國客運碼頭<br>China Ferry Terminal |                 | 內河碼頭<br>River Trade Terminal |                 | 紅磡車站<br>Hung Hom Station |                 |
|-----------------------|---------------|-----------------|-------------------------|-----------------|------------------------------|-----------------|---|-----------------|--------------------------------|-----------------|------------------------------|-----------------|--------------------------|-----------------|
|                       | 抵港<br>Arrival | 離港<br>Departure | 抵港<br>Arrival           | 離港<br>Departure | 抵港<br>Arrival                | 離港<br>Departure | 抵港<br>Arrival   | 離港<br>Departure | 抵港<br>Arrival                  | 離港<br>Departure | 抵港<br>Arrival                | 離港<br>Departure | 抵港<br>Arrival            | 離港<br>Departure |
| 2002                  | 11 841 203    | 11 721 759      | 356 588                 | 318 912         | 5 000 947                    | 5 102 907       | -   | -               | 4 689 739                      | 5 492 999       | 411                          | 130             | 1 157 877                | 1 205 019       |
| 2003                  | 9 486 103     | 9 361 420       | 294 903                 | 277 641         | 4 693 472                    | 4 844 103       | -   | -               | 3 890 167                      | 4 643 372       | 435                          | 41              | 1 091 776                | 1 105 106       |
| 2004                  | 12 366 468    | 11 846 902      | 348 574                 | 329 771         | 5 275 358                    | 5 650 214       | -   | -               | 4 342 020                      | 5 459 775       | 721                          | 84              | 1 493 168                | 1 528 889       |
| 2005                  | 13 265 238    | 12 699 579      | 357 638                 | 342 624         | 5 374 793                    | 5 933 209       | -   | -               | 4 296 045                      | 5 223 425       | 577                          | 68              | 1 555 407                | 1 613 973       |
| 2006                  | 14 382 446    | 13 683 315      | 386 034                 | 378 511         | 5 990 325                    | 6 636 947       | 16 537  | 19 480          | 4 509 442                      | 5 355 304       | 326                          | 62              | 1 638 647                | 1 693 601       |
| 2006 / 06             | 1 150 514     | 1 081 291       | 30 376                  | 30 097          | 435 034                      | 481 634         | -   | -               | 308 851                        | 389 046         | 30                           | 7               | 121 005                  | 126 162         |
| 07                    | 1 278 067     | 1 258 224       | 33 671                  | 32 931          | 512 977                      | 566 090         | -   | -               | 390 431                        | 472 242         | 42                           | 1               | 140 928                  | 146 122         |
| 08                    | 1 365 147     | 1 241 962       | 36 139                  | 35 845          | 556 004                      | 604 387         | -   | -               | 439 894                        | 509 469         | 19                           | 4               | 149 006                  | 153 764         |
| 09                    | 1 046 714     | 1 068 697       | 31 155                  | 30 707          | 467 439                      | 509 268         | -   | -               | 327 248                        | 386 542         | 27                           | 6               | 126 477                  | 130 922         |
| 10                    | 1 262 492     | 1 159 009       | 35 694                  | 34 230          | 538 985                      | 578 812         | -   | -               | 412 756                        | 448 883         | 23                           | 7               | 158 797                  | 162 722         |
| 11                    | 1 205 437     | 1 130 084       | 31 623                  | 30 924          | 492 325                      | 548 767         | 8 122   | 9 322           | 348 925                        | 416 719         | 22                           | -               | 137 400                  | 137 959         |
| 12                    | 1 339 744     | 1 266 644       | 36 209                  | 35 311          | 603 481                      | 668 502         | 8 415   | 10 158          | 432 535                        | 495 454         | 8                            | 3               | 145 823                  | 149 363         |
| 2007 / 01             | 1 112 972     | 1 089 800       | 34 166                  | 33 334          | 518 487                      | 552 775         | 7 315   | 7 741           | 360 192                        | 415 412         | 18                           | 1               | 138 861                  | 141 324         |
| 02                    | 1 178 764     | 1 146 336       | 36 431                  | 35 616          | 589 346                      | 650 974         | 6 813   | 8 712           | 437 237                        | 491 336         | 17                           | -               | 125 270                  | 127 164         |
| 03                    | 1 230 101     | 1 155 136       | 42 774                  | 41 964          | 537 190                      | 593 786         | 8 733   | 9 234           | 378 924                        | 445 224         | 15                           | 14              | 129 265                  | 137 864         |
| 04                    | 1 312 191     | 1 255 723       | 43 623                  | 42 243          | 594 899                      | 647 964         | 8 648   | 10 181          | 463 365                        | 526 456         | 19                           | 3               | 151 565                  | 155 764         |
| 05                    | 1 185 588     | 1 138 146       | 41 931                  | 40 631          | 510 145                      | 550 931         | 7 153   | 7 997           | 383 215                        | 446 127         | 10                           | 3               | 126 406                  | 132 147         |
| 06                    | 1 209 105     | 1 200 579       | 39 944                  | 39 059          | 506 598                      | 548 112         | 7 073   | 7 685           | 375 350                        | 425 073         | 12                           | 1               | 120 412                  | 124 819         |
| 07                    | 1 394 932     | 1 364 922       | 48 235                  | 45 678          | 585 045                      | 632 515         | 7 922   | 8 728           | 475 204                        | 528 426         | 21                           | 2               | 135 940                  | 148 904         |
| 08                    | 1 482 544     | 1 362 325       | 35 977                  | 35 379          | 610 301                      | 685 277         | 7 971   | 8 387           | 491 567                        | 565 927         | 5                            | 2               | 150 961                  | 159 575         |
| 09                    | 1 151 818     | 1 168 170       | 36 194                  | 35 444          | 580 193                      | 624 661         | 7 665   | 8 556           | 411 413                        | 462 718         | 10                           | 1               | 121 840                  | 131 230         |
| 10                    | 1 375 166     | 1 257 233       | 37 872                  | 36 862          | 615 223                      | 639 485         | 2 556   | 2 548           | 448 315                        | 489 479         | 11                           | 3               | 157 392                  | 164 468         |
| 11                    | 1 317 793     | 1 240 745       | 39 413                  | 36 898          | 587 435                      | 638 696         | 19  | 59              | 405 453                        | 495 811         | 9                            | 1               | 137 780                  | 142 121         |

註：(1) 表內數字皆指通過管制站的全部旅客人數，不包括司機及被拒入境者。

(2) 屯門客運碼頭管制站由2006年11月3日開始運作。

Notes: (1) Figures in this table refer to all passengers passing through the control points excluding drivers and refused landing passengers.

(2) Control Point-Tuen Mun Ferry Terminal came into operation on 3.11.2006.

表 8.2 (續)  
Table 8.2 (cont'd)

2007/11

| 年 / 月<br>Year / Month | 羅湖車站<br>Lo Wu Terminal |                 | 落馬洲支線管制站 <sup>(3)</sup><br>Lok Ma Chau Spur Line<br>Control Point <sup>(3)</sup> |                 | 落馬洲管制站<br>Lok Ma Chau Control Point |                 | 文錦渡管制站<br>Man Kam To Control Point |                 | 沙頭角管制站<br>Sha Tau Kok Control Point |                 | 深圳灣管制站 <sup>(4)</sup><br>Shenzhen Bay Control Point <sup>(4)</sup> |                 | 總計<br>Total   |                 |
|-----------------------|------------------------|-----------------|--|-----------------|-------------------------------------|-----------------|------------------------------------|-----------------|-------------------------------------|-----------------|--|-----------------|---------------|-----------------|
|                       | 抵港<br>Arrival          | 離港<br>Departure | 抵港<br>Arrival  | 離港<br>Departure | 抵港<br>Arrival                       | 離港<br>Departure | 抵港<br>Arrival                      | 離港<br>Departure | 抵港<br>Arrival                       | 離港<br>Departure | 抵港<br>Arrival  | 離港<br>Departure | 抵港<br>Arrival | 離港<br>Departure |
| 2002                  | 48 520 465             | 47 194 060      | -  | -               | 8 222 853                           | 8 497 183       | 544 541                            | 596 284         | 787 581                             | 909 702         | -  | -               | 81 122 205    | 81 038 955      |
| 2003                  | 43 176 790             | 41 991 114      | -  | -               | 12 176 674                          | 12 301 876      | 884 806                            | 1 026 739       | 825 626                             | 927 608         | -  | -               | 76 520 752    | 76 479 020      |
| 2004                  | 45 304 266             | 44 368 178      | -  | -               | 19 272 689                          | 18 844 306      | 1 405 713                          | 1 558 314       | 961 707                             | 1 111 451       | -  | -               | 90 770 684    | 90 697 884      |
| 2005                  | 45 298 031             | 45 521 773      | -  | -               | 23 098 415                          | 21 507 252      | 1 443 200                          | 1 600 614       | 1 004 703                           | 1 199 464       | -  | -               | 95 694 047    | 95 641 981      |
| 2006                  | 46 059 874             | 46 636 723      | -  | -               | 25 373 911                          | 23 637 504      | 1 479 301                          | 1 585 533       | 1 239 185                           | 1 411 044       | -  | -               | 101 076 028   | 101 038 024     |
| 2006 / 06             | 3 494 780              | 3 587 722       | -  | -               | 1 957 544                           | 1 864 147       | 107 105                            | 114 504         | 90 675                              | 101 326         | -  | -               | 7 695 914     | 7 775 936       |
| 07                    | 4 001 169              | 4 049 668       | -  | -               | 2 214 374                           | 2 045 088       | 127 805                            | 140 774         | 108 995                             | 122 954         | -  | -               | 8 808 459     | 8 834 094       |
| 08                    | 4 217 196              | 4 192 453       | -  | -               | 2 280 865                           | 2 112 851       | 139 638                            | 153 623         | 118 147                             | 135 444         | -  | -               | 9 302 055     | 9 139 802       |
| 09                    | 3 594 593              | 3 731 264       | -  | -               | 1 986 113                           | 1 888 158       | 107 175                            | 122 288         | 99 744                              | 111 796         | -  | -               | 7 786 685     | 7 979 648       |
| 10                    | 4 066 493              | 4 045 764       | -  | -               | 2 214 390                           | 2 062 668       | 128 484                            | 135 637         | 120 850                             | 132 382         | -  | -               | 8 938 964     | 8 760 114       |
| 11                    | 3 699 010              | 3 731 719       | -  | -               | 2 100 193                           | 1 947 762       | 115 102                            | 128 088         | 105 346                             | 119 970         | -  | -               | 8 243 505     | 8 201 314       |
| 12                    | 4 053 652              | 4 176 036       | -  | -               | 2 209 738                           | 2 092 268       | 133 144                            | 148 683         | 114 679                             | 132 158         | -  | -               | 9 077 428     | 9 174 580       |
| 2007 / 01             | 3 842 463              | 3 824 016       | -  | -               | 2 138 817                           | 1 957 919       | 119 589                            | 122 836         | 109 033                             | 115 374         | -  | -               | 8 381 913     | 8 260 532       |
| 02                    | 3 719 122              | 3 811 252       | -  | -               | 2 067 055                           | 1 945 956       | 130 118                            | 136 468         | 111 296                             | 127 493         | -  | -               | 8 401 469     | 8 481 307       |
| 03                    | 3 736 315              | 3 842 035       | -  | -               | 2 207 702                           | 2 100 455       | 118 099                            | 128 096         | 113 604                             | 130 078         | -  | -               | 8 502 722     | 8 583 886       |
| 04                    | 4 240 746              | 4 221 018       | -  | -               | 2 348 788                           | 2 145 328       | 138 944                            | 147 909         | 130 610                             | 151 132         | -  | -               | 9 433 398     | 9 303 721       |
| 05                    | 3 826 617              | 3 893 227       | -  | -               | 2 165 481                           | 2 034 957       | 125 405                            | 133 027         | 109 311                             | 122 300         | -  | -               | 8 481 262     | 8 499 493       |
| 06                    | 3 722 515              | 3 855 532       | -  | -               | 2 069 403                           | 1 985 326       | 116 483                            | 127 625         | 103 009                             | 117 060         | -  | -               | 8 269 904     | 8 430 871       |
| 07                    | 4 190 503              | 4 218 060       | -  | -               | 2 265 638                           | 2 060 836       | 98 351                             | 98 249          | 108 783                             | 122 932         | 298 073  | 341 051         | 9 608 647     | 9 570 303       |
| 08                    | 4 247 164              | 4 213 996       | 234 944  | 275 763         | 2 187 530                           | 1 985 979       | 102 238                            | 102 151         | 109 951                             | 127 892         | 351 015  | 383 822         | 10 012 168    | 9 906 475       |
| 09                    | 3 764 074              | 3 865 558       | 465 773  | 494 048         | 1 837 493                           | 1 710 841       | 83 405                             | 83 746          | 97 118                              | 108 796         | 306 927  | 339 399         | 8 863 923     | 9 033 168       |
| 10                    | 4 009 028              | 3 975 538       | 540 725  | 540 192         | 1 915 941                           | 1 747 510       | 93 179                             | 88 703          | 106 512                             | 110 544         | 359 068  | 375 745         | 9 660 988     | 9 428 310       |
| 11                    | 3 774 294              | 3 835 805       | 539 653  | 545 524         | 1 841 488                           | 1 652 235       | 81 300                             | 81 793          | 100 528                             | 107 622         | 350 431  | 369 510         | 9 175 596     | 9 146 820       |

註： (3) 落馬洲支線管制站於2007年8月15日啓用。  
(4) 深圳灣管制站於2007年7月1日啓用。

Notes : (3) Lok Ma Chau Spur Line Control Point came into operation on 15.8.2007.  
(4) Shenzhen Bay Control Point came into operation on 1.7.2007.

資料來源： 入境事務處

Source : Immigration Department



按選定管制站劃分的平均每日抵港及離港旅客人次  
Average Daily Number of Passenger Arrivals and Departures by Selected Control Points

2007/11

圖 8.2 - 羅湖車站  
Chart 8.2 - Lo Wu Terminal

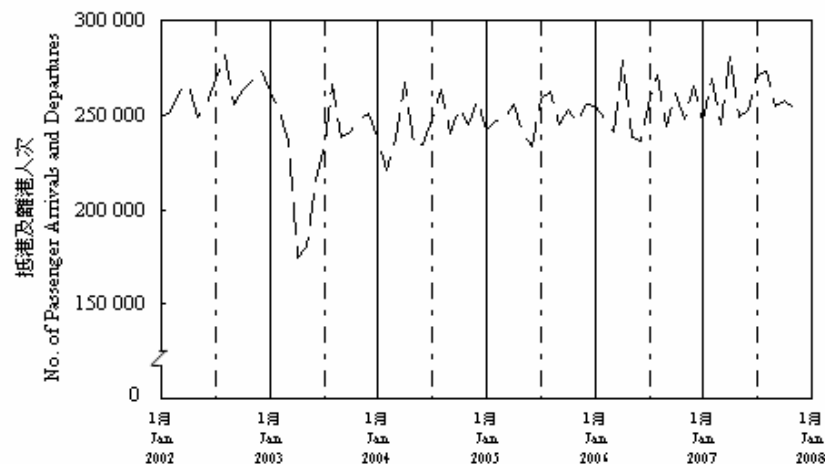


圖 8.3 - 荔馬洲管制站  
Chart 8.3 - Lok Ma Chau Control Point

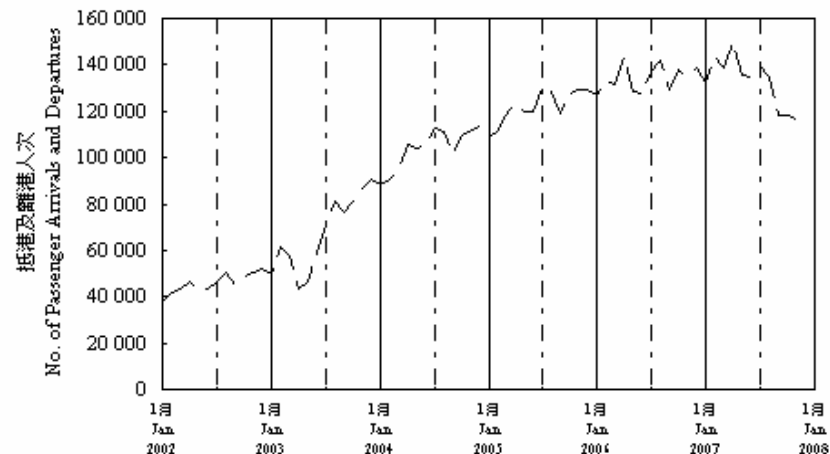


圖 8.4 - 文錦渡管制站  
Chart 8.4 - Man Kam To Control Point

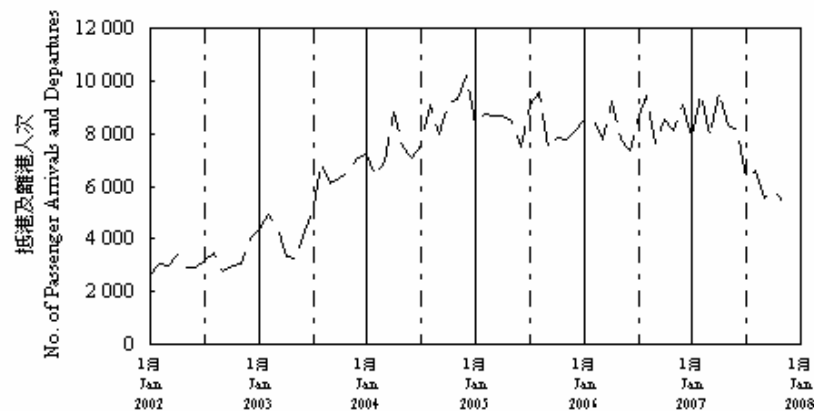


圖 8.5 - 沙頭角管制站  
Chart 8.5 - Sha Tau Kok Control Point

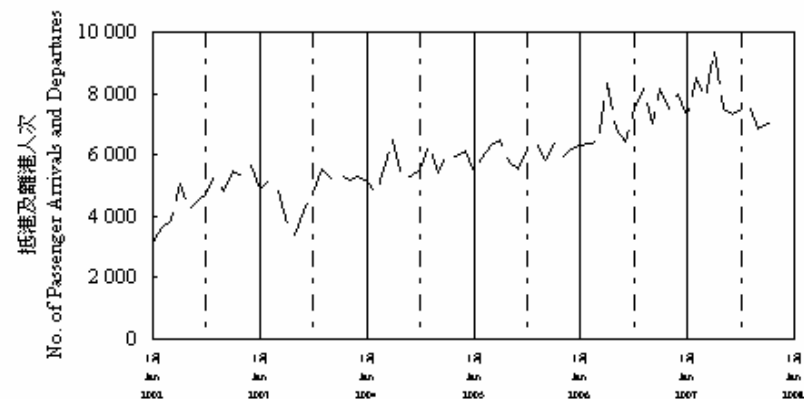


表 8.3 : 落馬洲 - 皇崗過境穿梭巴士乘客人數

Table 8.3 : Passenger of Lok Ma Chau - Huanggang Cross Boundary Shuttle Bus Service

2007/11

| 年 / 月<br>Year / Month | 抵港<br>Arrival | 離港<br>Departure | 總計<br>Total |
|-----------------------|---------------|-----------------|-------------|
| 2002                  | 4 198 621     | 3 964 806       | 8 163 427   |
| 2003                  | 5 751 419     | 5 246 426       | 10 997 845  |
| 2004                  | 7 743 350     | 6 377 565       | 14 120 915  |
| 2005                  | 9 619 538     | 7 589 603       | 17 209 141  |
| 2006                  | 10 200 213    | 8 141 528       | 18 341 741  |
| 2006 / 06             | 798 676       | 646 080         | 1 444 756   |
| 07                    | 883 391       | 695 527         | 1 578 918   |
| 08                    | 895 406       | 716 178         | 1 611 584   |
| 09                    | 780 619       | 644 595         | 1 425 214   |
| 10                    | 870 029       | 695 747         | 1 565 776   |
| 11                    | 835 883       | 660 476         | 1 496 359   |
| 12                    | 852 898       | 704 773         | 1 557 671   |
| 2007 / 01             | 828 650       | 652 903         | 1 481 553   |
| 02                    | 783 419       | 638 421         | 1 421 840   |
| 03                    | 846 429       | 706 048         | 1 552 477   |
| 04                    | 901 814       | 718 652         | 1 620 466   |
| 05                    | 855 629       | 699 135         | 1 554 764   |
| 06                    | 789 795       | 682 054         | 1 471 849   |
| 07                    | 941 061       | 734 943         | 1 676 004   |
| 08                    | 884 564       | 712 823         | 1 597 387   |
| 09                    | 658 073       | 508 717         | 1 166 790   |
| 10                    | 676 316       | 486 960         | 1 163 276   |
| 11                    | 659 489       | 471 563         | 1 131 052   |

資料來源： 入境事務處

Source : Immigration Department

**第九組：消費物價指數**  
**Section 9 : Consumer Price Index**

**表 9.1 : 消費物價指數** <sup>(1) (2) (3)</sup>

(指數 : 2004年10月 - 2005年9月=100)

**Table 9.1 : Consumer Price Indexes** <sup>(1) (2) (3)</sup>

(Index : October 2004 - September 2005 = 100)

|           | 綜合消費物價指數<br>Composite CPI | 甲類消費物價指數<br>CPI (A) | 乙類消費物價指數<br>CPI (B) | 丙類消費物價指數<br>CPI (C) |
|-----------|---------------------------|---------------------|---------------------|---------------------|
| 2002      | 102.4                     | 101.4               | 102.6               | 103.3               |
| 2003      | 99.8                      | 99.3                | 99.8                | 100.3               |
| 2004      | 99.4                      | 99.3                | 99.4                | 99.6                |
| 2005      | 100.3                     | 100.3               | 100.4               | 100.3               |
| 2006      | 102.4                     | 102.1               | 102.4               | 102.6               |
| 2006 / 06 | 102.4                     | 102.3               | 102.5               | 102.6               |
| 07        | 102.7                     | 102.4               | 102.8               | 102.9               |
| 08        | 102.7                     | 102.5               | 102.9               | 102.8               |
| 09        | 102.8                     | 102.5               | 102.8               | 103.1               |
| 10        | 102.9                     | 102.5               | 103.0               | 103.3               |
| 11        | 103.2                     | 102.6               | 103.2               | 103.8               |
| 12        | 103.5                     | 102.9               | 103.5               | 104.0               |
| 2007 / 01 | 103.3                     | 102.9               | 103.4               | 103.7               |
| 02        | 101.9                     | 97.9                | 103.2               | 104.5               |
| 03        | 103.9                     | 103.6               | 103.9               | 104.1               |
| 04        | 103.3                     | 102.4               | 103.4               | 104.0               |
| 05        | 103.4                     | 102.5               | 103.5               | 104.1               |
| 06        | 103.8                     | 103.1               | 103.9               | 104.5               |
| 07        | 104.3                     | 103.5               | 104.5               | 105.1               |
| 08        | 104.4                     | 103.2               | 104.6               | 105.3               |
| 09        | 104.5                     | 103.5               | 104.7               | 105.4               |
| 10        | 106.2                     | 105.4               | 106.3               | 106.9               |
| 11        | 106.7                     | 105.8               | 106.9               | 107.6               |

註： (1) 甲類、乙類及丙類消費物價指數分別反映消費物價轉變對較低、中等及較高開支組別住戶的影響，而綜合消費物價指數則反映消費物價轉變對整體住戶的影響。

(2) 甲類消費物價指數是根據大約 50% 本港住戶的開支模式計算，這些住戶在 2004年至2005年的住戶開支統計調查期間內，每月開支在 4,000元至 15,499 元之間。乙類消費物價指數是根據接著的 30%本港住戶的開支模式計算，這些住戶在該期間每月開支在15,500元至 27,499元之間。而丙類消費物價指數是根據再接著的 10%本港住戶的開支模式計算，這些住戶在同期間每月開支在 27,500元至 59,999元之間。綜合消費物價指數是根據以上所有住戶的整體開支模式編製，反映消費物價轉變對整體住戶的影響。

(3) 由於重訂消費物價指數的基期，數據的數列是以2004年10月至2005年9月為計算基礎，以方便對照。

資料來源：政府統計處

Notes : (1) The CPI(A), CPI(B) and CPI(C) reflect the impact of consumer price changes on households in the relatively low, medium and high expenditure groups. The Composite CPI reflects the impact of consumer price changes on the household sector as a whole.

(2) The CPI(A) is based on the expenditure patterns of about 50% of households in Hong Kong, which had an average monthly expenditure of \$4,000 - \$15,499 in the survey period of the 2004/2005 Household Expenditure Survey. The CPI(B) is based on the expenditure patterns of the next 30% of households, which had an average monthly expenditure of \$15,500 - \$27,499 in the same period while the CPI(C) covers the next 10% of households with an average monthly expenditure of \$27,500 - \$59,999 in 2004/2005. A Composite CPI is compiled based on the overall expenditure pattern of all the above households taken together to reflect the impact of consumer price changes on the household sector as a whole.

(3) Owing to re-basing of CPIs, the data series are presented with October 2004 - September 2005 as base period for easy comparison.

Source : Census and Statistics Department

表 9.2 : 綜合消費物價指數交通組別

(指數 : 2004年10月 - 2005年9月=100)

Table 9.2 : Composite Consumer Price Index for Transport Section

(Index : October 2004 - September 2005 = 100)

| 年 / 月<br>Year/Month | 購買及<br>維修車輛<br>Purchases of and<br>repairs to motor<br>vehicles | 汽油<br>Motor fuel | 汽車牌照、<br>保險等 <sup>(1)</sup><br>Licences,<br>Insurance, etc. <sup>(1)</sup> | 巴士車費<br>Bus fares | 電車車費<br>Tram fares | 公共小型<br>巴士車費<br>Public light<br>bus fares | 的士車費<br>Taxi fares | 地下鐵路及<br>鐵路車費<br>MTR and<br>railway fares | 渡海小輪<br>船費<br>Ferry fares | 其他本地<br>交通工具費用<br>Local transport,<br>others | 進出香港<br>交通費用<br>Inbound and<br>outbound<br>transport fares | 交通組別 <sup>(2)</sup><br>Transport<br>Section <sup>(2)</sup> | 綜合消費<br>物價指數 <sup>(2)</sup><br>Composite<br>CPI <sup>(2)</sup> |
|---------------------|---|------------------|--|-------------------|--------------------|---|--------------------|---|---------------------------|--|--|--|--|
| 權數 Weight           | 0.38  | 0.69             | 1.47   | 2.05              | 0.02               | 0.62                                      | 0.59               | 1.71                                      | 0.08                      | 0.23   | 1.25   | 9.09   | 100.00   |
| 2006 / 06           | 99.3  | 110.6            | 99.7   | 100.4             | 100.0              | 100.4                                     | 100.2              | 101.2                                     | 102.7                     | 101.0  | 99.3   | 101.0  | 102.4  |
| 07                  | 98.4  | 110.6            | 99.6   | 100.4             | 100.0              | 100.5                                     | 100.2              | 101.5                                     | 102.7                     | 101.0  | 106.1  | 102.0  | 102.7  |
| 08                  | 96.6  | 109.9            | 99.7   | 100.3             | 100.0              | 100.6                                     | 100.2              | 101.5                                     | 102.7                     | 101.0  | 107.6  | 102.0  | 102.7  |
| 09                  | 95.6  | 106.6            | 99.9   | 100.2             | 100.0              | 100.6                                     | 100.2              | 101.7                                     | 102.7                     | 103.0  | 100.4  | 100.9  | 102.8  |
| 10                  | 95.8  | 104.8            | 99.8   | 100.2             | 100.0              | 100.6                                     | 100.2              | 101.7                                     | 102.7                     | 103.1  | 99.9   | 100.7  | 102.9  |
| 11                  | 95.8  | 104.4            | 100.0  | 100.2             | 100.0              | 100.8                                     | 100.2              | 101.7                                     | 102.7                     | 103.1  | 99.3   | 100.6  | 103.2  |
| 12                  | 93.8  | 104.4            | 99.9   | 100.2             | 100.0              | 101.0                                     | 100.2              | 101.7                                     | 102.7                     | 103.1  | 101.6  | 100.8  | 103.5  |
| 2007 / 01           | 93.8  | 103.2            | 100.1  | 100.2             | 100.0              | 101.0                                     | 100.2              | 101.5                                     | 102.7                     | 103.1  | 100.0  | 100.5  | 103.3  |
| 02                  | 94.0  | 99.5             | 100.0  | 100.2             | 100.0              | 101.2                                     | 100.2              | 101.5                                     | 102.7                     | 103.1  | 102.4  | 100.6  | 101.9  |
| 03                  | 90.9  | 99.3             | 99.9   | 100.2             | 100.0              | 101.4                                     | 100.2              | 101.5                                     | 102.7                     | 103.1  | 98.3   | 99.9   | 103.9  |
| 04                  | 91.2  | 101.4            | 99.1   | 100.3             | 100.0              | 101.4                                     | 100.2              | 101.5                                     | 103.2                     | 103.1  | 99.8   | 100.1  | 103.3  |
| 05                  | 91.1  | 106.8            | 99.2   | 100.3             | 100.0              | 101.4                                     | 100.2              | 101.6                                     | 103.6                     | 103.1  | 99.3   | 100.5  | 103.4  |
| 06                  | 92.8  | 107.6            | 99.4   | 100.3             | 100.0              | 101.6                                     | 100.2              | 101.6                                     | 103.8                     | 103.1  | 100.1  | 100.8  | 103.8  |
| 07                  | 92.9  | 108.7            | 99.4   | 100.3             | 100.0              | 101.6                                     | 100.2              | 101.5                                     | 103.8                     | 103.1  | 106.5  | 101.7  | 104.3  |
| 08                  | 93.0  | 108.7            | 99.4   | 100.3             | 100.0              | 101.7                                     | 100.2              | 101.5                                     | 103.8                     | 103.1  | 107.6  | 101.9  | 104.4  |
| 09                  | 92.3  | 109.2            | 99.7   | 100.3             | 100.0              | 101.7                                     | 100.2              | 101.7                                     | 103.8                     | 105.8  | 100.9  | 101.1  | 104.5  |
| 10                  | 92.8  | 111.4            | 100.1  | 100.3             | 100.0              | 101.7                                     | 100.2              | 101.7                                     | 103.8                     | 105.8  | 100.3  | 101.3  | 106.2  |
| 11                  | 92.7  | 114.9            | 100.1  | 100.3             | 100.0              | 101.8                                     | 100.2              | 101.7                                     | 103.8                     | 105.8  | 100.2  | 101.6  | 106.7  |

註： (1) 包括汽車牌照費、保險費、學車費、泊車費及隧道費。

(2) 所有包括在消費物價指數內的商品及服務，都歸入九個分類中，分別為交通、食品、住屋、燃料及電力、煙酒、衣履、耐用物品、雜項物品及雜項服務。

資料來源： 政府統計處

Notes : (1) Include vehicle licences, insurance, instructor's fees, parking fees and tunnel tolls.

(2) Commodities and services included in the CPI are classified into nine sections, viz. transport, food, housing, fuel and light, alcoholic drinks and tobacco, clothing and footwear, durable goods, miscellaneous goods and miscellaneous services.

Source : Census and Statistics Department

表 9.3 : 甲類消費物價指數交通組別

(指數 : 2004年10月 - 2005年9月=100)

Table 9.3 : Consumer Price Index (A) for Transport Section

(Index : October 2004 - September 2005 = 100)

| 年/月<br>Year/Month | 購買及<br>維修車輛<br>Purchases of and<br>repairs to motor<br>vehicles | 汽油<br>Motor fuel | 汽車牌照、<br>保險等 <sup>(1)</sup><br>Licences,<br>Insurance, etc. <sup>(1)</sup> | 巴士車費<br>Bus fares | 電車車費<br>Tram fares | 公共小型<br>巴士車費<br>Public light<br>bus fares | 的士車費<br>Taxi fares | 地下鐵路及<br>鐵路車費<br>MTR and<br>railway fares | 渡海小輪<br>船費<br>Ferry fares | 其他本地<br>交通工具費用<br>Local transport,<br>others | 進出香港<br>交通費用<br>Inbound and<br>outbound<br>transport fares | 交通組別 <sup>(2)</sup><br>Transport<br>Section <sup>(2)</sup> | 甲類消費<br>物價指數 <sup>(2)</sup><br>CPI (A) <sup>(2)</sup> |
|-------------------|---|------------------|--|-------------------|--------------------|---|--------------------|---|---------------------------|--|--|--|---|
| 權數 Weight         | 0.02  | 0.16             | 0.33   | 2.90              | 0.02               | 0.84                                      | 0.38               | 2.25                                      | 0.08                      | 0.19   | 0.90   | 8.07   | 100.00  |
| 2006 / 06         | 100.7   | 110.6            | 99.3   | 100.4             | 100.0              | 100.4                                     | 100.1              | 101.1                                     | 102.7                     | 101.1  | 99.9   | 100.7  | 102.3   |
| 07                | 100.8   | 110.6            | 99.3   | 100.4             | 100.0              | 100.5                                     | 100.1              | 101.4                                     | 102.7                     | 101.1  | 104.4  | 101.3  | 102.4   |
| 08                | 100.7   | 109.9            | 99.3   | 100.3             | 100.0              | 100.6                                     | 100.1              | 101.4                                     | 102.7                     | 101.1  | 105.3  | 101.4  | 102.5   |
| 09                | 100.6   | 106.6            | 99.6   | 100.2             | 100.0              | 100.6                                     | 100.1              | 101.5                                     | 102.7                     | 102.9  | 101.2  | 100.9  | 102.5   |
| 10                | 100.8   | 104.8            | 99.4   | 100.2             | 100.0              | 100.6                                     | 100.1              | 101.6                                     | 102.7                     | 103.0  | 101.1  | 100.9  | 102.5   |
| 11                | 100.7   | 104.4            | 99.4   | 100.2             | 100.0              | 100.8                                     | 100.1              | 101.5                                     | 102.7                     | 103.0  | 100.4  | 100.8  | 102.6   |
| 12                | 100.6   | 104.4            | 99.6   | 100.2             | 100.0              | 101.0                                     | 100.1              | 101.5                                     | 102.7                     | 103.0  | 101.6  | 101.0  | 102.9   |
| 2007 / 01         | 100.7   | 103.2            | 100.0  | 100.2             | 100.0              | 101.0                                     | 100.1              | 101.4                                     | 102.7                     | 103.0  | 100.3  | 100.8  | 102.9   |
| 02                | 100.8   | 99.5             | 99.9   | 100.2             | 100.0              | 101.2                                     | 100.1              | 101.4                                     | 102.7                     | 103.0  | 103.0  | 101.0  | 97.9  |
| 03                | 100.5   | 99.3             | 99.8   | 100.2             | 100.0              | 101.4                                     | 100.1              | 101.4                                     | 102.7                     | 103.0  | 99.3   | 100.6  | 103.6   |
| 04                | 100.6   | 101.4            | 99.2   | 100.3             | 100.0              | 101.4                                     | 100.1              | 101.4                                     | 103.2                     | 103.0  | 100.5  | 100.8  | 102.4   |
| 05                | 100.6   | 106.8            | 99.3   | 100.3             | 100.0              | 101.5                                     | 100.1              | 101.4                                     | 103.6                     | 103.0  | 100.0  | 100.9  | 102.5   |
| 06                | 101.6   | 107.6            | 99.6   | 100.3             | 100.0              | 101.6                                     | 100.1              | 101.4                                     | 103.8                     | 103.0  | 100.6  | 101.0  | 103.1   |
| 07                | 102.1   | 108.7            | 99.5   | 100.3             | 100.0              | 101.6                                     | 100.1              | 101.4                                     | 103.8                     | 103.0  | 104.4  | 101.4  | 103.5   |
| 08                | 102.1   | 108.7            | 99.4   | 100.3             | 100.0              | 101.7                                     | 100.1              | 101.4                                     | 103.8                     | 103.0  | 105.4  | 101.5  | 103.2   |
| 09                | 102.1   | 109.2            | 99.7   | 100.3             | 100.0              | 101.7                                     | 100.2              | 101.5                                     | 103.8                     | 105.7  | 101.4  | 101.2  | 103.5   |
| 10                | 102.5   | 111.4            | 99.6   | 100.3             | 100.0              | 101.7                                     | 100.2              | 101.5                                     | 103.8                     | 105.7  | 101.0  | 101.2  | 105.4   |
| 11                | 102.4   | 114.9            | 99.5   | 100.3             | 100.0              | 101.8                                     | 100.2              | 101.5                                     | 103.8                     | 105.7  | 100.9  | 101.3  | 105.8   |

註 : (1) 包括汽車牌照費、保險費、學車費、泊車費及隧道費。

(2) 所有包括在消費物價指數內的商品及服務，都歸入九個分類中，分別為交通、食品、住屋、燃料及電力、煙酒、衣履、耐用物品、雜項物品及雜項服務。

資料來源: 政府統計處

Notes : (1) Include vehicle licences, insurance, instructor's fees, parking fees and tunnel tolls.

(2) Commodities and services included in the CPI are classified into nine sections, viz. transport, food, housing, fuel and light, alcoholic drinks and tobacco, clothing and footwear, durable goods, miscellaneous goods and miscellaneous services.

Source : Census and Statistics Department