

按月劃分的平均每日乘客人次趨勢
Trend of Average Daily Passenger Journeys by Month

2011/12

圖 2.3 - 專營巴士
Chart 2.3 - Franchised Buses

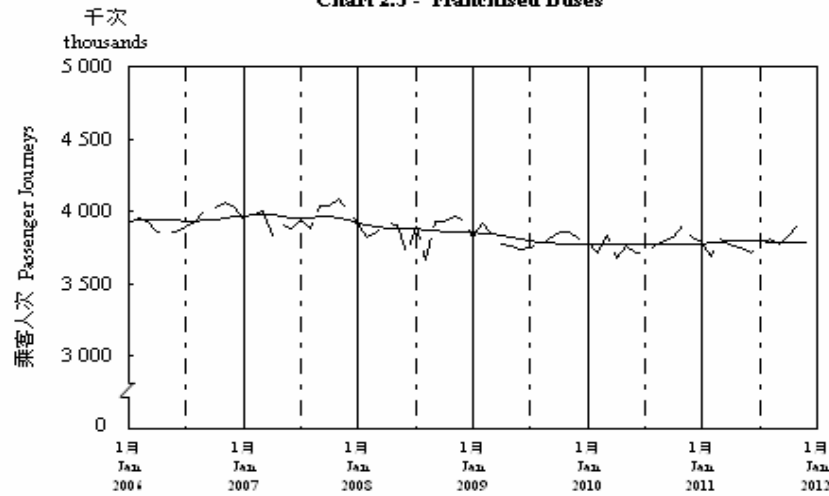
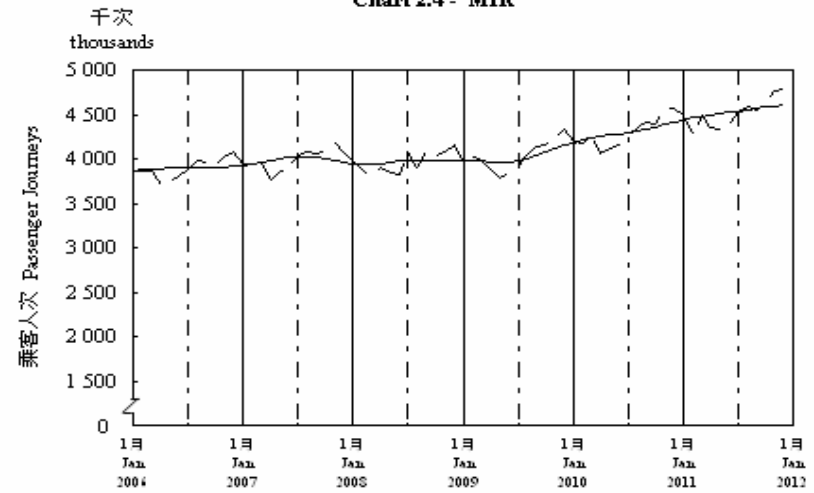
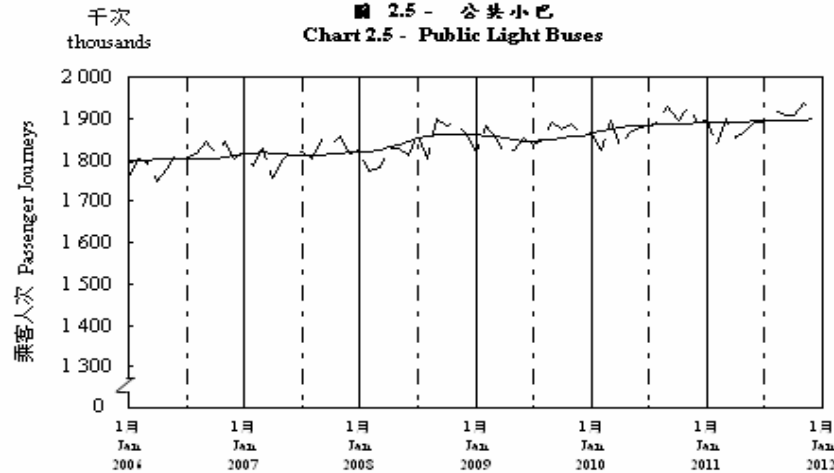


圖 2.4 - 港鐵^{*}
Chart 2.4 - MTR^{*}



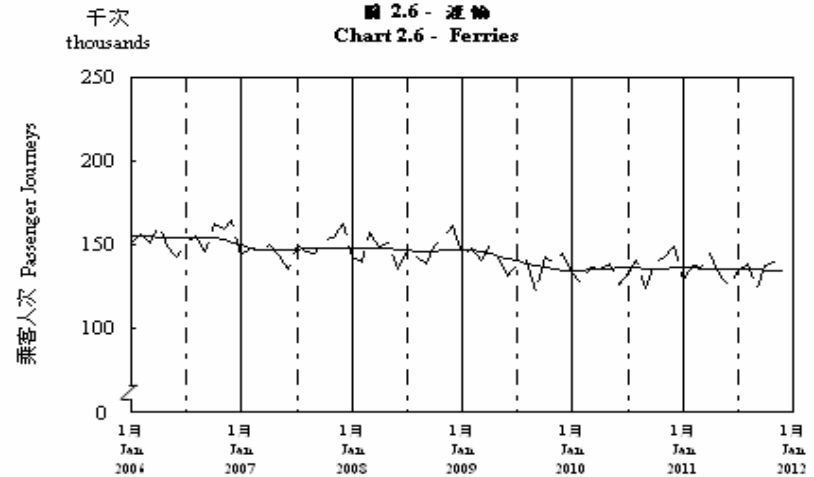
註：*包括港鐵線路、機場快線及輕鐵。
Note: *Including MTR Lines, Airport Express Line and Light Rail.

圖 2.5 - 公共小巴
Chart 2.5 - Public Light Buses



—— 平均每日 Average Daily
—— 趨勢 Trend

圖 2.6 - 渡輪
Chart 2.6 - Ferries



趨勢：以「X-12自迴歸-求和-移動平均」方法估算
Trend: Estimated by X-12 ARIMA Method