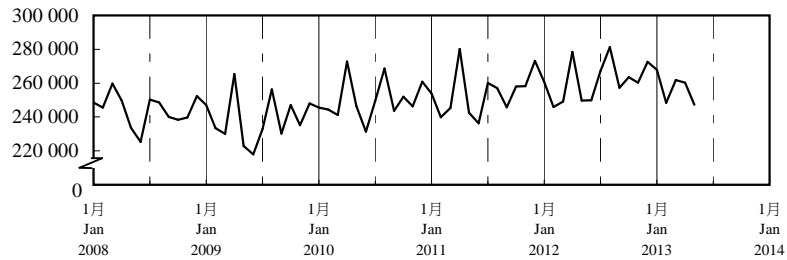


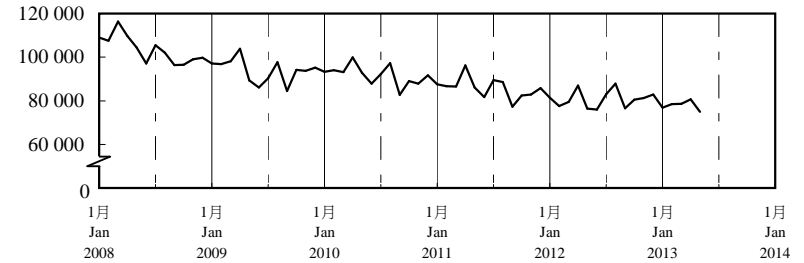
**按選定管制站劃分的平均每日抵港及離港旅客人次**  
**Average Daily Number of Passenger Arrivals and Departures by Selected Control Points**

2013/05

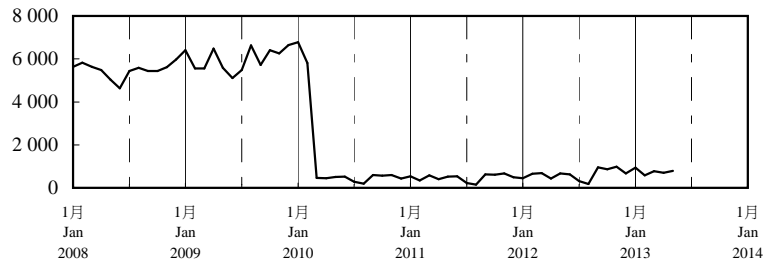
**圖 8.2 - 羅湖管制站**  
**Chart 8.2 - Lo Wu Control Point**



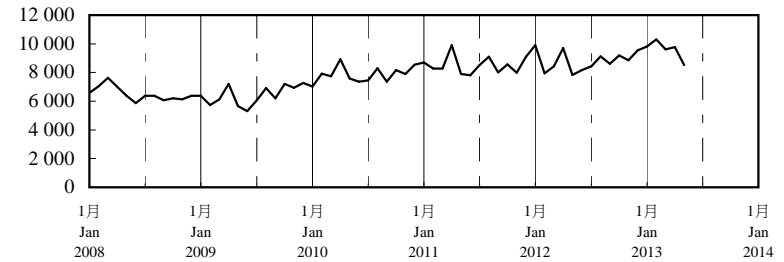
**圖 8.3 - 落馬洲管制站**  
**Chart 8.3 - Lok Ma Chau Control Point**



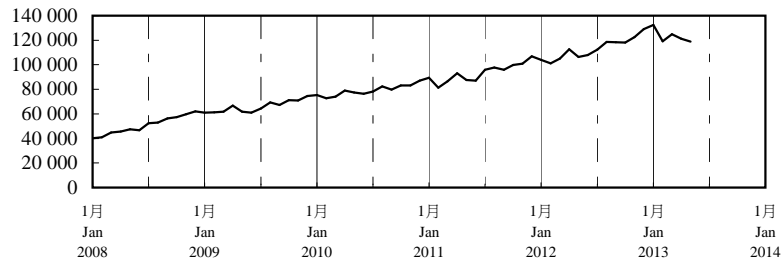
**圖 8.4 - 文錦渡管制站**  
**Chart 8.4 - Man Kam To Control Point**



**圖 8.5 - 沙頭角管制站**  
**Chart 8.5 - Sha Tau Kok Control Point**



**圖 8.6 - 落馬洲支線管制站**  
**Chart 8.4 - Lok Ma Chau Spur Line Control Point**



**圖 8.7 - 深圳灣管制站**  
**Chart 8.7 - Shenzhen Bay Control Point**

