

按選定管制站劃分的平均每日抵港及離港旅客人次

Average Daily Number of Passenger Arrivals and Departures by Selected Control Points

2019/05

圖 8.2 - 羅湖管制站
Chart 8.2 - Lo Wu Control Point

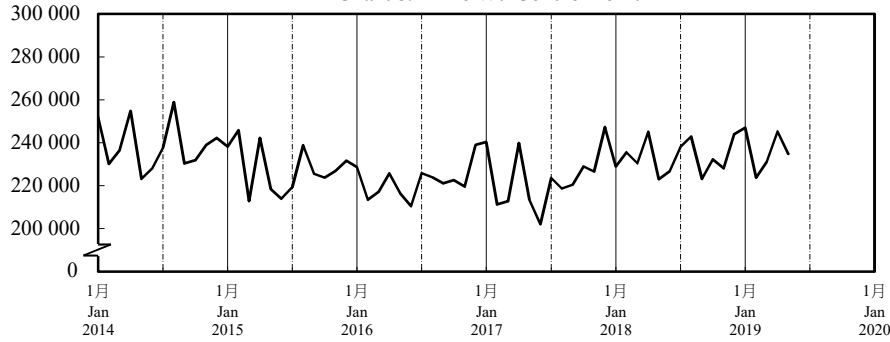


圖 8.3 - 落馬洲管制站
Chart 8.3 - Lok Ma Chau Control Point

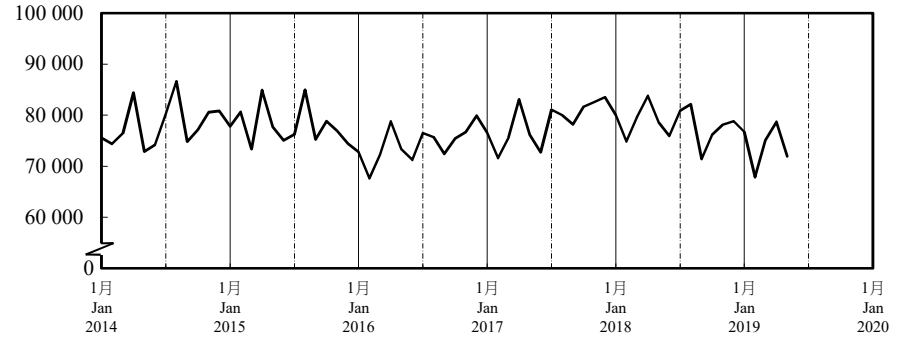


圖 8.4 - 文錦渡管制站
Chart 8.4 - Man Kam To Control Point

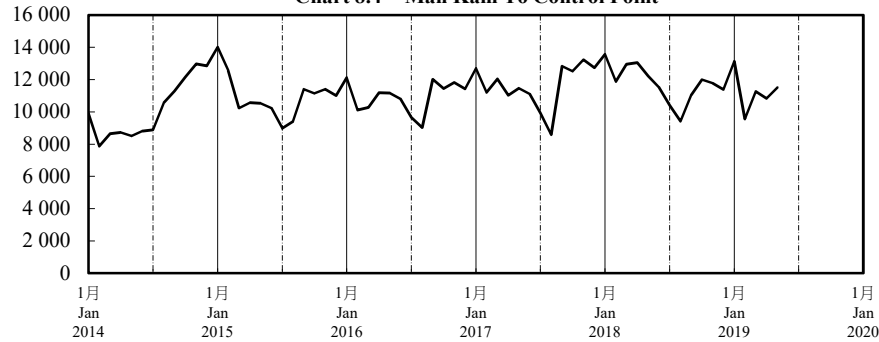


圖 8.5 - 沙頭角管制站
Chart 8.5 - Sha Tau Kok Control Point

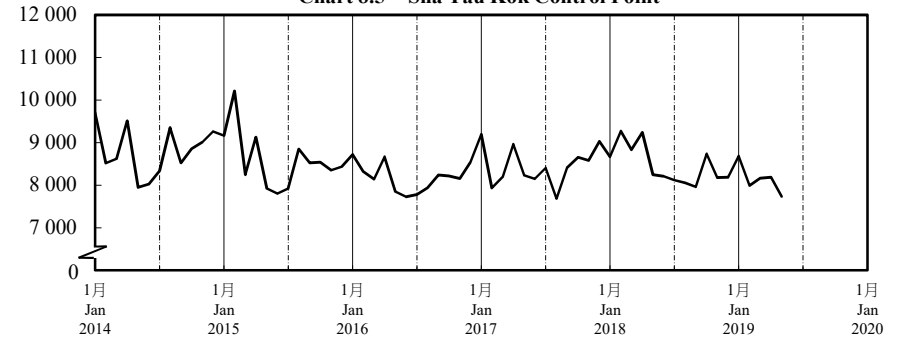


圖 8.6 - 落馬洲支線管制站
Chart 8.6 - Lok Ma Chau Spur Line Control Point

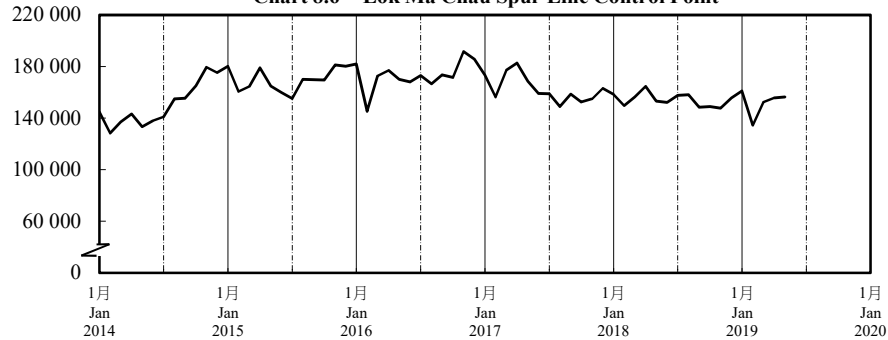


圖 8.7 - 深圳灣管制站
Chart 8.7 - Shenzhen Bay Control Point

