

按選定管制站劃分的平均每日抵港及離港旅客人次  
Average Daily Number of Passenger Arrivals and Departures by Selected Control Points

2019/07

圖 8.2- 羅湖管制站  
Chart8.2- Lo Wu Control Point

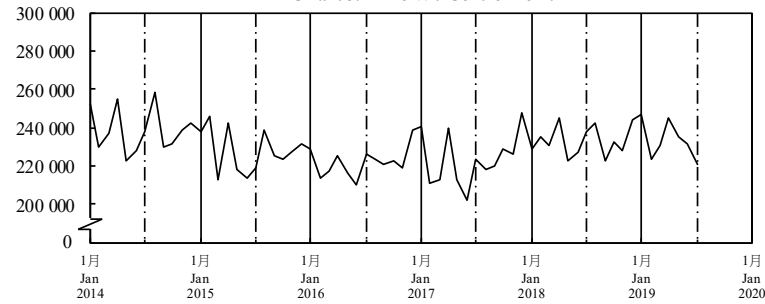


圖 8.3- 落馬洲管制站  
Chart8.3- Lok Ma Chau Control Point

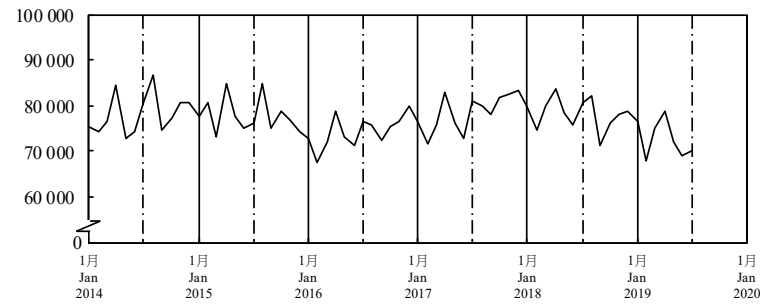


圖 8.4- 文錦渡管制站  
Chart8.4- Man Kam To Control Point

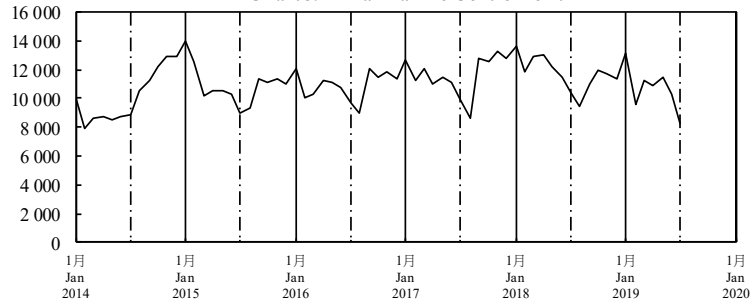


圖 8.5- 沙頭角管制站  
Chart8.5- Sha Tau Kok Control Point

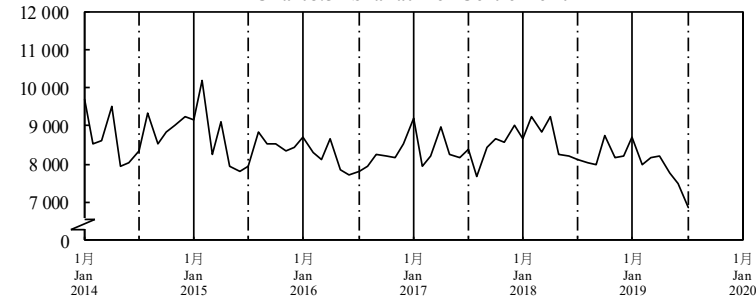


圖 8.6- 落馬洲支線管制站  
Chart8.6- Lok Ma Chau Spur Line Control Point

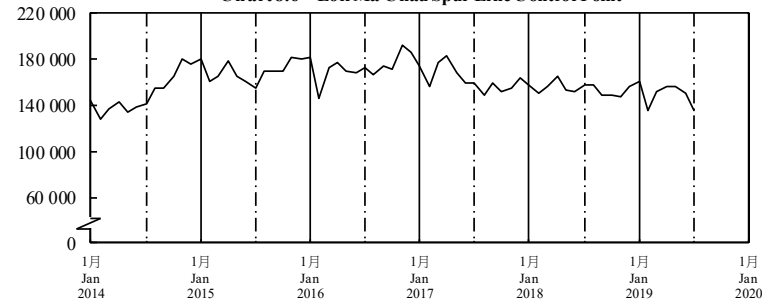


圖 8.7- 深圳灣管制站  
Chart8.7- Shenzhen Bay Control Point

