

按月劃分平均每日乘客人次數字趨勢 (2004年11月)
Trend of Average Daily Passenger Journeys by Month (November 2004)

2004/11

圖 2.3 - 專營巴士
Chart 2.3 - Franchised Buses

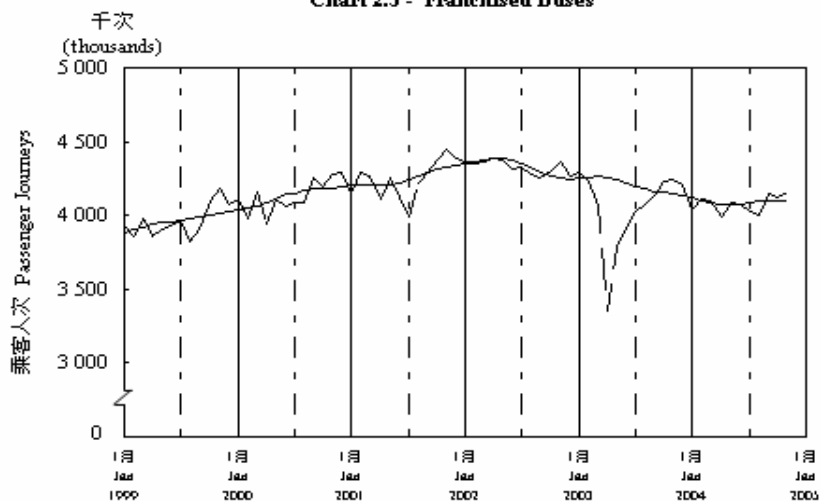


圖 2.4 - 地鐵
Chart 2.4 - MTR

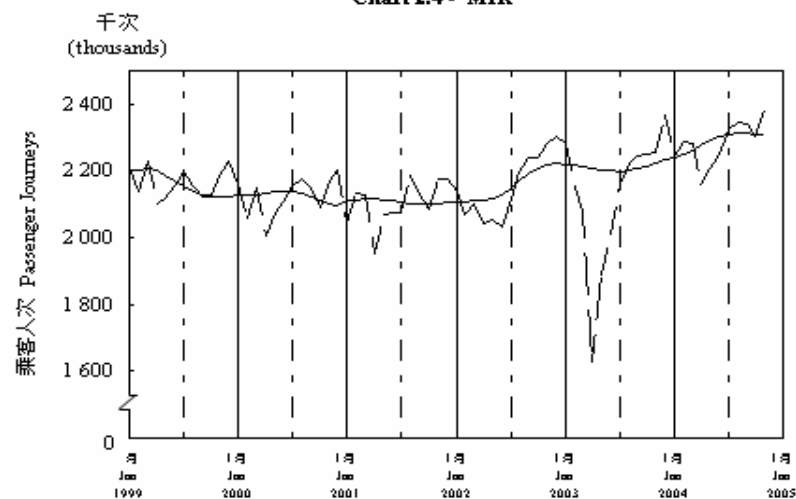


圖 2.5 - 東鐵
Chart 2.5 - East Rail

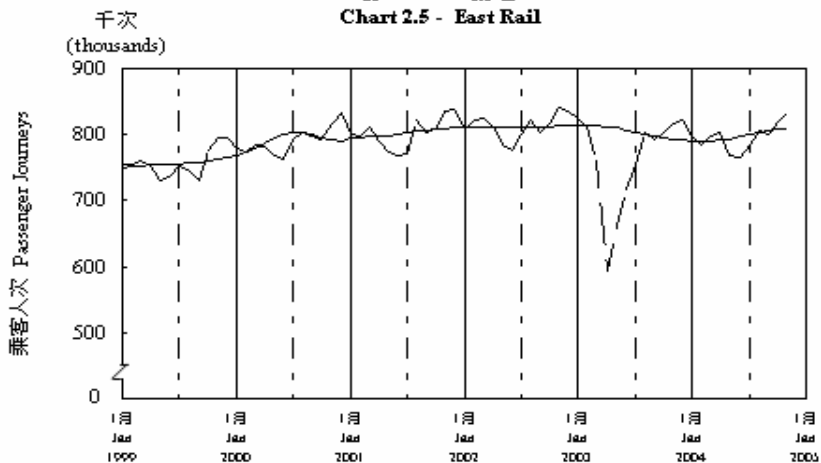
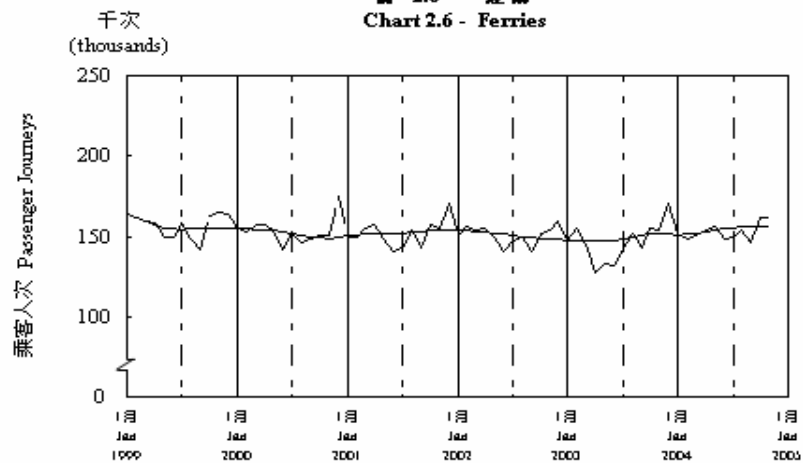


圖 2.6 - 渡輪
Chart 2.6 - Ferries



— 日平均數 Average Daily
—— 趨勢 Trend

趨勢：以「X-11自迴歸-求和-移動平均」方法估算
Trend: Estimated by X-11 ARIMA Method