

按選定管制站劃分的平均每日抵港及離港旅客人次

Average Daily Number of Passenger Arrivals and Departures by Selected Control Points

2022/08

圖 8.2 - 羅湖管制站

Chart 8.2 - Lo Wu Control Point

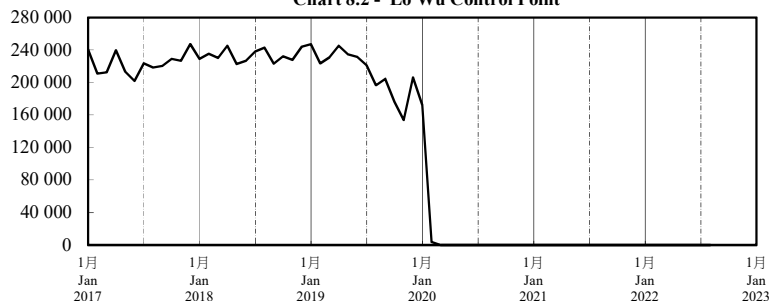


圖 8.3 - 落馬洲管制站

Chart 8.3 - Lok Ma Chau Control Point

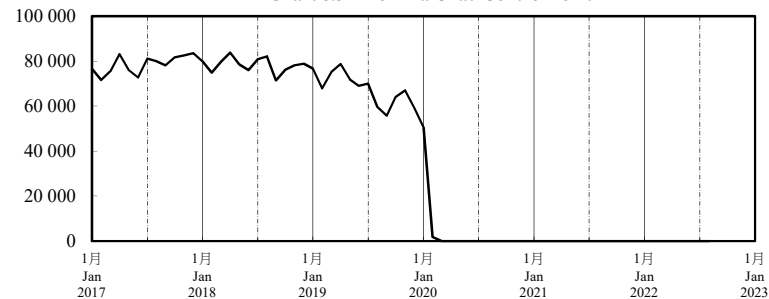


圖 8.4 - 文錦渡管制站

Chart 8.4 - Man Kam To Control Point

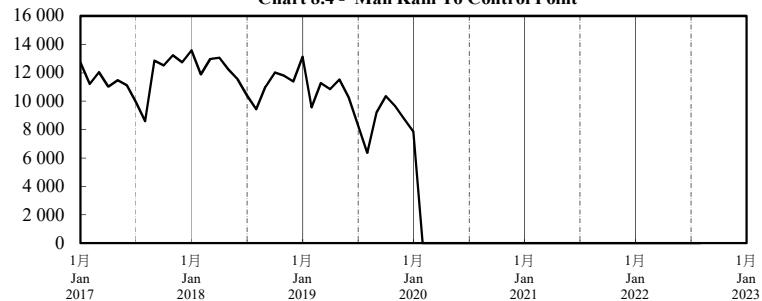


圖 8.5 - 沙頭角管制站

Chart 8.5 - Sha Tau Kok Control Point

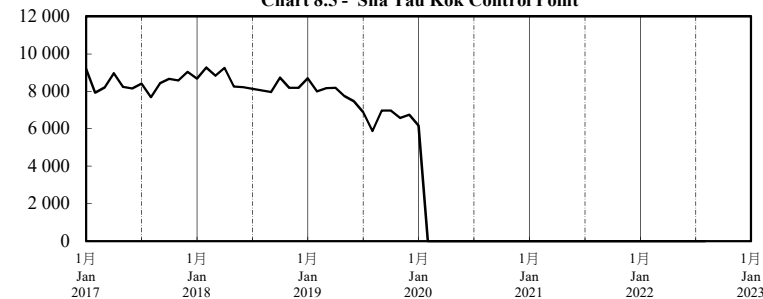


圖 8.6 - 落馬洲支線管制站

Chart 8.6 - Lok Ma Chau Spur Line Control Point

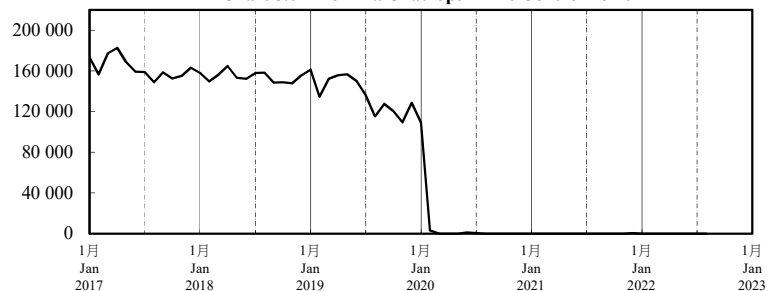
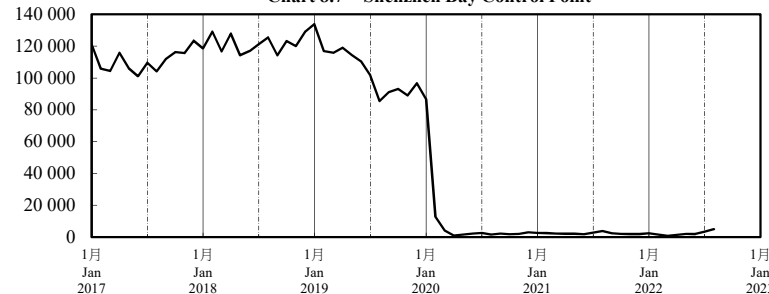


圖 8.7 - 深圳灣管制站

Chart 8.7 - Shenzhen Bay Control Point



- 註： (1) 自2020年1月30日起，文錦渡和沙頭角等管制站暫停提供客運通關服務。
- (2) 自2020年2月4日起，羅湖、落馬洲支線和落馬洲等管制站暫停提供客運通關服務。

- Notes : (1) The passenger clearance services at the control points of Man Kam To and Sha Tau Kok have been temporarily suspended starting from 30 January 2020.
- (2) The passenger clearance services at the control points of Lo Wu, Lok Ma Chau Spur Line and Lok Ma Chau have been temporarily suspended starting from 4 February 2020.