

■ 司機座位和後視鏡均正確調校

The driver's seat and mirrors are correctly adjusted.



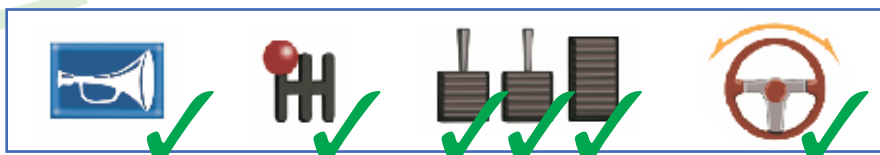
■ 儀表板上的顯示燈、油溫表及電壓表等均顯示正常運作

All gauges and indicator lights for fuel, oil temperature and battery are working and indicating normal levels.



■ 所有駕駛的操控，例如煞車、離合器、油門、泊車制、方向盤和響號等，都能正常操作

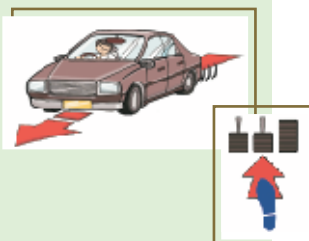
All driving controls, such as brake, clutch, accelerator, parking brake, steering, horn, etc. are operating smoothly and effectively.



3 行車時 When Driving

- 時刻留意煞車系統的操控表現，譬如當踏下煞車踏板時，車輛應能保持駕駛方向，不會出現偏航現象

Pay attention to the brakes for smooth operation. Pedal should be firm and the vehicle should not pull to either side when stopping.



- 時刻留意軟盤有沒有異常的震動和反應，以及操作時有沒有不明的噪音

Pay attention to the steering for vibration, hard steering, strange noise and pulling to either side.



- 如嗅到車輛發出燒焦的氣味或聽到汽車出現任何異响，應盡量在安全情況下、安排車輛到汽車維修中心檢查

If you smell exhaust fumes/burning smell or hear any knocking/erratic noise, have your vehicle thoroughly inspected by your service agent as soon as possible.



- 車主應遵照汽車製造商的建議，定期為汽車進行檢查及維修，確保座駕時常保持良好狀態

Vehicle owners are advised to have their vehicles inspected and maintained regularly in accordance with the vehicle manufacturer's recommendations.



汽 Tips on Good Maintenance of Vehicle

車保養小貼士



想享受一個安全而又有樂趣的駕駛旅程，駕駛人士必須保持座駕時常在良好的狀態。

For safe and enjoyable driving, it is crucial that your vehicle is kept in good working order at all times.

1 進入車廂前 Before Getting Into the Vehicle

應該環繞座駕一週，檢查下列項目。

Always perform a walk-around check before getting into your vehicle.

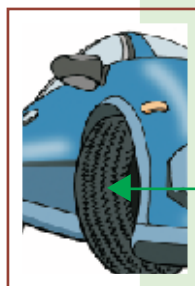
確保:
Ensure:

■ 所有輪胎有足夠的氣壓，胎面須有坑紋環繞著整個輪胎外圓周的四分三寬度及深度至少有一毫米以上。而表面沒有割損及外物依附著

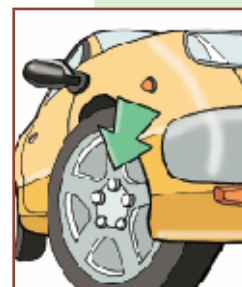
All tyres are inflated to proper pressure and free from any damage or foreign objects with sufficient tread of at least 1 mm in depth throughout at least 3/4 of the breadth of the tread and round the entire outer circumference of the tyre.

■ 車輪螺栓/螺帽均齊全，而每次更換輪胎後，所有車輪螺栓/螺帽扭緊至生產商所定的規格

There are no missing or loose wheel nuts/bolts. And all the wheel nuts/bolts are tightened to the vehicle manufacturer's recommended torque after changing wheels/tyres.



最少有
At least
1mm



■ 引擎和行李倉蓋，燃油箱蓋及所有車門都穩固及關上


Hood, trunk, doors and fuel tank cap are properly secured and closed.

■ 車窗玻璃沒有破裂

Window glass is free from any damage.

■ 擋風玻璃的水撥膠沒有損壞或老化現象

Windshield wiper blades are not cracked or excessively worn.



■ 後視鏡穩固

Side and rear view mirrors are secured.

■ 車輛的照明系統，包括車頭大燈、前燈、尾燈、煞車燈及指揮燈等均操作正常和清潔

Front lamps, headlights and aims, rear lamps, stop lamps, direction indicators are operative and clean.

■ 潤滑油、剎車油及燃油沒有洩漏

There is no oil or fuel leakage.

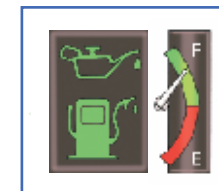


2 出發前 Before Setting Off

確保:
Ensure:

■ 燃油、剎車油、引擎潤滑油和冷卻液足夠

There are sufficient levels of fuel, oil and coolant.



■ 車輛沒有超載，因超載會影響汽車的掣動效能及操控

The vehicle is not overloaded. Overloading can affect the performance and handling of the vehicle including steering and braking.

■ 司機前後的視野沒有外物阻擋

There is no blockage of your vision to the front or rear.

■ 車上的安全帶操作正常，同時確保每一位乘客都扣上預設的安全帶

The seat belts are working satisfactorily - every one travelling in a vehicle should wear a seat belt which is properly adjusted and securely fastened, if one is available.

