


上落斜用低波
Engage in Low Gear on Steep Roads




低波行車

Low gear now

斜坡駕駛的要點

1. 在上落斜時應選用較低波段以增加在上斜時所需的扭力及下斜時利用「引擎制動」拖慢車速。如用自動波，在長斜時則應選用'3'或'2'波而不應使用'D'波行車。
2. 不要長時間踏着煞車掣。如需應用，應斷續使用煞車掣。在下斜時，除短程外，切勿依賴煞車掣減速。應選擇和維持以低速波檔行車，並應輕踏煞車掣以調節速度。
3. 緊記上斜時應與前車(特別是貨車)保持適當距離。
4. 在單行路上，應盡可能讓路予上斜路的車輛。



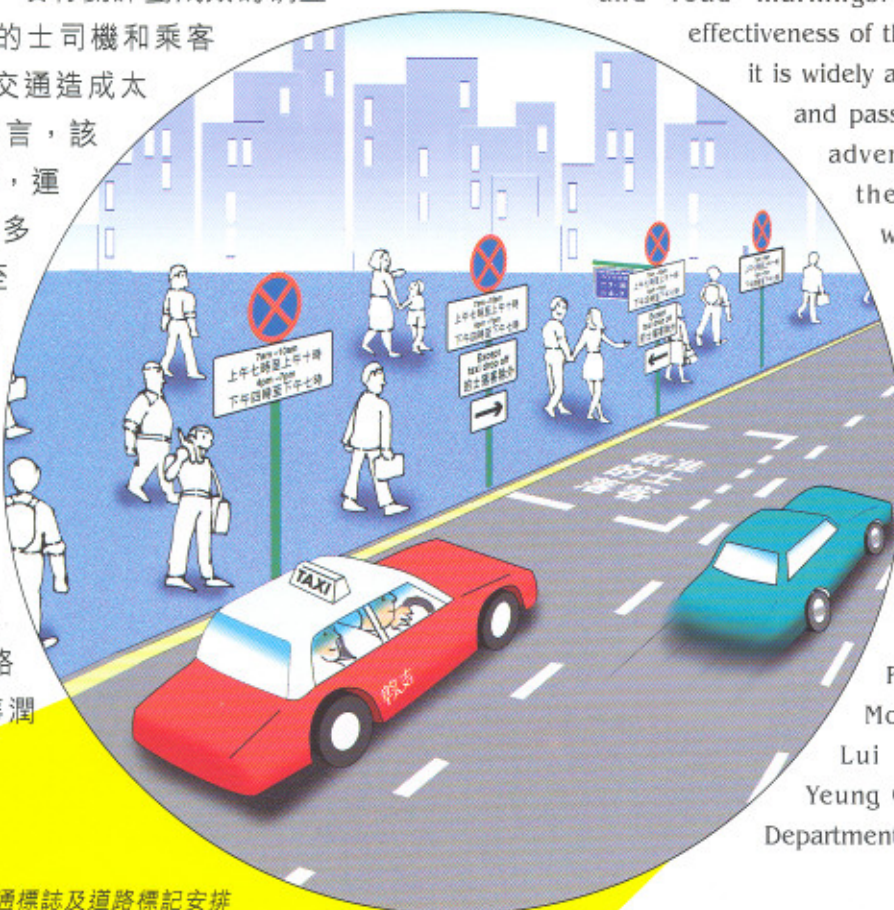
的士落客點

Taxi Drop-off Point

為了節省車程和時間及方便的士乘客，運輸署由本年一月開始在五個繁忙的禁止上落客貨區設立的士落客點。所有的士落客點均由特別的交通標誌及路標劃定。一項有關計劃成效的調查顯示，計劃廣為的士司機和乘客接受，亦未有對交通造成太大影響。整體而言，該項計劃效果良好，運輸署亦已增設更多的士落客點。至目前為止，八個設有的士落客點的路段包括波斯富街、渡船街、興寧路、屯喜路、朗屏邨、砵蘭街近旺角地鐵站、雷鳴路及西洋菜南街華潤百貨公司外。

To reduce journey time and travel distance, and for the convenience of taxi passengers, five taxi drop-off points were designated in busy clearways in January. Taxi drop-off points are clearly demarcated by specific traffic signs and road markings.

A survey on the effectiveness of the scheme reveals that it is widely accepted by taxi drivers and passengers, with no major adverse traffic impact. On the whole, the scheme works satisfactorily and Transport Department has expanded the scheme to cover more sites. At present, there are eight such points - Percival Street, Ferry Street, Hing Ning Road, Tuen Hi Road, Long Ping Estate, Portland Street near Mong Kok MTR Station, Lui Ming Road and Sai Yeung Choi Street near CRC Department Store.



“不准停車”區—

“的士落客除外”的交通標誌及道路標記安排

No Stopping Zone— Traffic Signs and Road Markings Arrangement for Except Taxi Drop Off

在快速公路上緊急停車須知

Emergency Stopping on Expressways

先決定是否必須停車

1. 如非非常緊急事故，不應停車；切勿停車檢查機件或使用流動電話。必須謹記在快速公路上，任何停留不動的車輛都可能對你自己或其他道路使用者構成極度危險。
2. 即使發覺車胎極度漏氣或機器有嘈雜聲，亦不應立即停車；你應慢車行駛至安全地方，並盡可能離開快速公路。

如被迫停泊在快速公路上

1. 應盡量泊在標準的路肩或最左面的路邊，但避免停泊在路彎的地方或彎後。
2. 亮着危險警告燈。
3. 避免留在車內等候援助。
4. 在安全情況下，應利用左邊車門離開壞車及遠離路面。
5. 不可停留在快速公路上 -- 應盡量找尋可作保護的安全地方躲避如防撞欄，並要遠離路面或路肩。
6. 利用手提電話、汽車電話或裝設在快速公路旁(通常每隔五百米左右)的緊急電話求救，並確保自己不要在快速公路上停留或走動。

Decide if stopping is absolutely necessary

1. DO NOT stop unless in a REAL emergency; NEVER stop just to check your car or to use a mobile phone. Do remember that any stationary vehicle on an expressway can pose a danger to yourself and other road users
2. Even for a deflated tyre or rattling noise of the engine, do not stop abruptly; you should still drive on, SLOWLY though, to a safer place and if possible off the expressway.

If Your Vehicle is forced to stay on an expressway

- 1 You should move your car to a full-width hard shoulder or, if not available, the left side of the road. Avoid stopping on or after a curve.
- 2 Switch on the hazard warning lights.
- 3 Avoid staying in your car while awaiting assistance.
- 4 Exit your car by the left-hand doors only if you can safely get clear of the carriageway.
- 5 Do NOT stay ON the expressway - try to find refuge behind crash barriers if possible or stay at a safe place away from the carriageway or hard-shoulder.
- 6 Call help either by mobile phones or the emergency phones provided along expressways (normally at 500m intervals) but ensure that you are NOT standing or walking on the carriageway.

